



SKYVUE

SOLAIR



SOBHA — ПОДАВАЯ ПРИМЕР!

Компания Sobha Realty реализовала множество проектов недвижимости по всему Дубаю, подняв стандарты элитного жилья на новый уровень.

Застройщик уделяет особое внимание качеству и инновационному дизайну. В портфолио Sobha Realty немало эксклюзивных проектов, таких как дворцы, мечети, современные кампусы и жилые сообщества с виллами и квартирами класса люкс. Компания впервые в индустрии недвижимости применила стратегию «обратной интеграции», благодаря которой клиенты получают превосходный результат, превышающий все ожидания.

Обратная интеграция.
Перспективное мышление.

ДИЗАЙН:

Продуманная концепция.

МАТЕРИАЛЫ:

Использование передовых технологий в области элитной недвижимости.

КОНТРОЛЬ КАЧЕСТВА:

Новая планка международного стандарта.

ИНЖЕНЕРНЫЕ РАБОТЫ И СТРОИТЕЛЬСТВО:

Приверженность достижению идеального результата.

НЕПРЕВЗОЙДЕННОЕ МАСТЕРСТВО:

Особое внимание к деталям на каждом этапе проекта — от концептуализации до завершения.



МЫ ЗАМЕЧАЕМ МЕЛЬЧАЙШИЕ ДЕТАЛИ.

Поэтому Вам не о чем беспокоиться.

SOBHA
REALTY

Жемчужина северного горизонта





Заповедник Ras Al Khor
5 мин



Ипподром Meydan
10 мин



Район Sobha Hartland и
2 международных школы
10 мин



Квартал Downtown Dubai
10 мин



Международный
аэропорт Дубая
12 мин



Район Business Bay
12 мин



Небоскреб Burj Khalifa и
ТРЦ The Dubai Mall
15 мин



Оперный театр
Dubai Opera
15 мин



Обзорная площадка
Dubai Frame
15 мин



Остров Palm Jumeirah
15 мин

Там, где небо обнимает город

Sobha Hartland II - это современный жилой район в центральной части Дубая, удобно расположенный поблизости от главных достопримечательностей эмирата.

Район Sobha Hartland II представляет собой симбиоз элегантности и комфорта. Благодаря близости к кварталу Downtown Dubai и другим знаковым локациям города, вы всегда будете в эпицентре событий.



Городской оазис, созданный для вас

Sobha Hartland II — элитный жилой район Дубая площадью около 750 тыс. кв. м., который включает развитую инфраструктуру для жизни и отдыха, в частности школу международного уровня, офисные помещения, торговый центр, клубный дом, а также множество магазинов, чтобы все необходимое всегда было под рукой.

Sobha Hartland II — элитный жилой район Дубая площадью около 750 тыс. кв. м., который включает развитую инфраструктуру для жизни и отдыха, в частности школу международного уровня, офисные помещения, торговый центр, клубный дом, а также множество магазинов, чтобы все необходимое всегда было под рукой.





Добро пожаловать в



SKYVUE
SOLAIR

Роскошь
высшей пробы

Абсолютно новый
уровень роскоши
и гармонии.




Skyvue Solair — первая башня в престижном кластере Skyvue, открывающая эру безграничных возможностей.



В этом комплексе с развитой инфраструктурой представлена коллекция роскошных апартаментов, созданных исключительно для вашего комфорта.



Элегантная роскошь

Апартаменты с панорамным остеклением,
залитые естественным светом,
являются воплощением совершенства.
Откройте для себя сочетание удобства,
изысканности и природной красоты.





Новое слово в урбанистике

Skyvue украшает северный горизонт района Sobha Hartland II. Комплекс превращает повседневность в нечто особенное, предлагая будущим резидентам сочетание уюта и живописных видов на окружающий пейзаж.





Непревзой- денная городская роскошь, на большой высоте!

Архитектурные решения Skyvue с зигзагообразным фасадом и треугольной планировкой идеально вписываются в окружающее пространство.

Комплекс предлагает роскошные двусторонние апартаменты с тщательно продуманным дизайном и панорамным видом на бесконечный горизонт.



Прекрасная панорама

Из гордо возвышающейся над районом башни открывается потрясающий вид на городские небоскребы, квартал Downtown Dubai и заповедник Ras al Khor. Это удивительное место, где мечты обретают форму.





Жизнь в облаках

Из комплекса Skyvue Solair
открывается потрясающая
панорама района, где каждый
день наполнен спокойствием и
красотой.






ЭКСКЛЮЗИВ- НОСТЬ как правило

Мир меняется, а вместе с ним меняется и искусство жизни. Комплекс Skyvue Solair переосмысливает понятие роскоши, предлагая своим резидентам исключительность и элегантность, неподвластные времени.





Жизнь в Skyvue Solair

Откройте мир безграничных
возможностей для каждого стиля
жизни, возраста и увлечения.



Ощутите настоящую роскошь

Комплекс Skyvue Solair построен над подиумом в форме амфитеатра, который подстраивается под изменения уровня воды.

В зоне подиума работает множество отличных ресторанов, которые не оставят равнодушным ни одного гурмана.

Ощутите всю прелесть жизни в этом уединенном сообществе — от тихих садов-дзен до водной полосы препятствий, элегантного клубного дома, удобных рабочих пространств и живописной велосипедной дорожки.





Ощутите всю прелесть жизни в этом
уединенном сообществе — от тихих садов-
дзен до водной полосы препятствий,
эlegantного клубного дома, удобных рабочих
пространств и живописной велосипедной
дорожки.



Создано для всех
и каждого



Каждый день приносит новые эмоции и яркие впечатления. Устройте киноужин под открытым небом, приготовьте что-то для своих близких в зоне барбекю или соберитесь веселой компанией на террасе для вечеринок. Комплекс создан для того, чтобы вы могли наслаждаться жизнью на полную.

Комплекс предлагает множество удобств для активного и интересного досуга



Наружная инфраструктура

- Джакузи
- Детский бассейн
- Переливной бассейн
- Центральный водный комплекс

Тренажерный зал под открытым небом

- Outdoor Gym
- Тренажерный зал
- Студия йоги
- Сауна и парная
- Зона для кроссфита
- Зона для круговых тренировок
- Кольцевой трек для ходьбы/бега
- Зона для занятий йогой и медитаций

Развлечения

- Многофункциональный зал
- Кинозал под открытым небом
- Лужайка для пикников
- Зоны для барбекю
- Терраса для вечеринок
- Зона отдыха в виде амфитеатра



Внутренняя инфраструктура

- Крытый кинотеатр
- Библиотека/читальный зал
- Комната для видеоигр
- Музыкальная комната
- Художественный зал
- Зал для игры в карты, шахматы и карром



Зона для детей и младенцев

- Детская игровая комната


Информация об удобствах приведена для общего ознакомления и носит исключительно иллюстративный характер. Любая информация, изображения, визуальные материалы, а также показанные локации являются лишь примером и подлежат согласованию с местными органами власти. Застройщик сохраняет за собой право вносить дополнения, изменения, поправки, а также удалять информацию без предварительного уведомления.



Почувству- йте связь

Это не просто совместное пространство;
это место для новых знакомств,
взаимной поддержки и формирования
настоящего чувства общности.

Восстанавливайте силы и наполняйтесь
энергией благодаря эксклюзивным
услугам клубного уровня прямо у себя
дома.





Воздушный дизайн

Светлые апартаменты Skyvue Solair с панорамным остеклением воплощают изящество и роскошь. Просыпайтесь полными энергии и готовыми встретить еще один чудесный день в этом райском уголке..



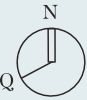


Подлинное совершенство

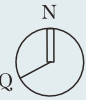
В этих стенах царит гармония.
Элегантность треугольных форм
сочетается с утонченным дизайном,
превращая Skyvue в тихий оазис, где
совершенство становится нормой.

Внимание:
изображения созданы с использованием фотореалистичного рендеринга и компьютерной
графики для демонстрации особенностей планировки здания и апартаментов, включая
фасад, фасадные элементы и интерьеры. Вся мебель, а также освещение, отделка, фасады
и предметы декора показаны исключительно для маркетинговых целей. Все элементы на
изображениях являются иллюстративными и могут быть изменены.

LOCATION MAP



MASTER PLAN



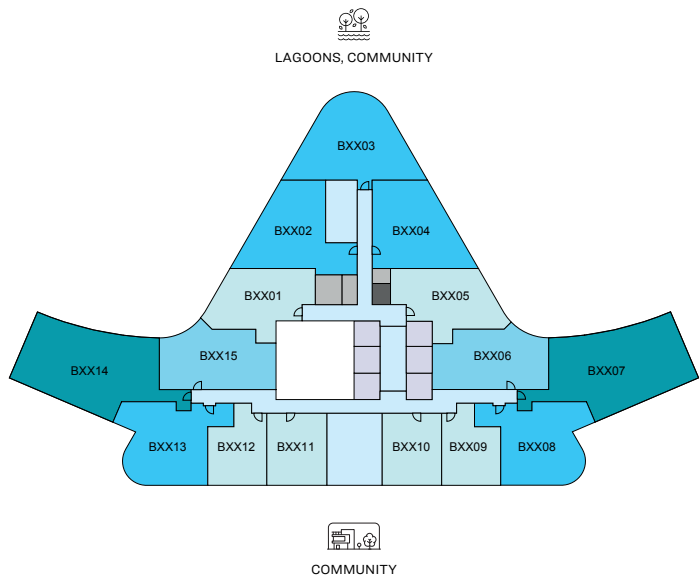
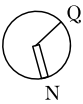
SITE PLAN



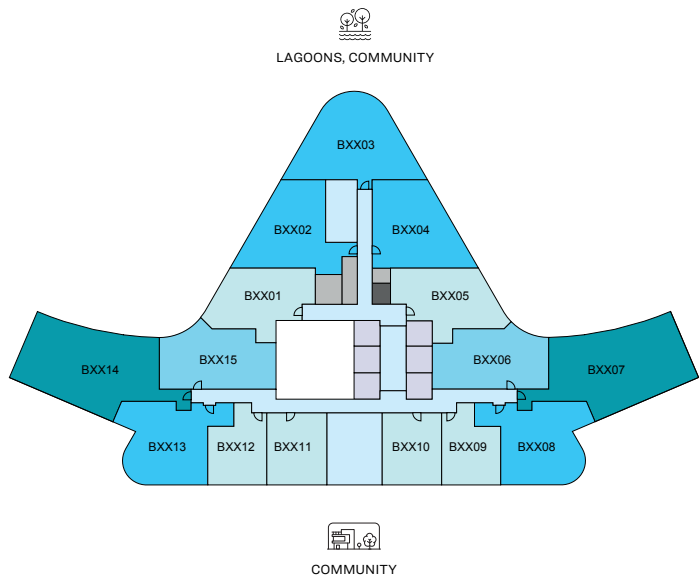
Floor
Plans

FLOOR PLAN LAYOUT

SKYVUE SOLAIR



LEVEL 07-08, 11-18, 20-21



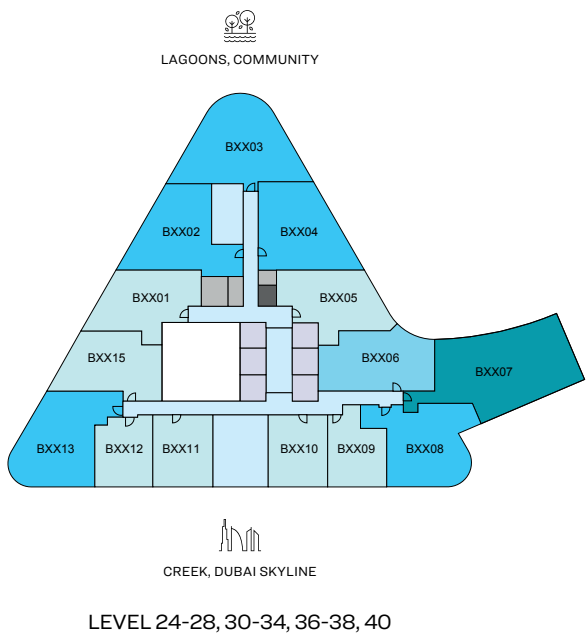
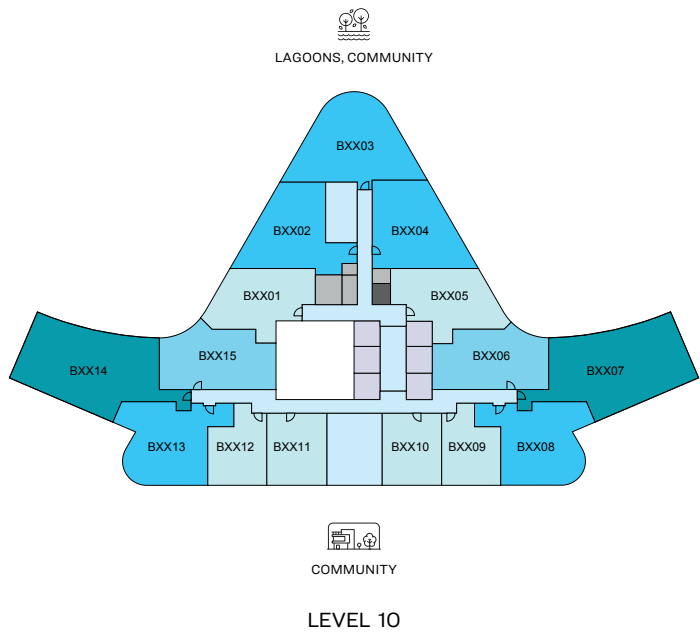
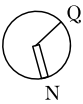
LEVEL 09, 19

1 BED UNIT	2 BED UNIT	CIRCULATION	LIFTS
1.5 BED UNIT	3 BED UNIT	SERVICES	GARBAGE ROOM

Disclaimer: 1. All dimensions are in metric, measured to wall finishes. 2. All materials, dimensions & drawings are approximate. 3. Information is subject to change without notice, at developer's absolute discretion. 4. Actual area may vary from the stated area. 5. Drawing are not to scale. 6. All images used are for illustrative purpose only and do not represent the actual size, features, specifications, fittings and furnishings. 7. The developer reserves the right to make revisions/ alterations, at its absolute discretion, without any liability whatsoever.

FLOOR PLAN LAYOUT

SKYVUE SOLAIR

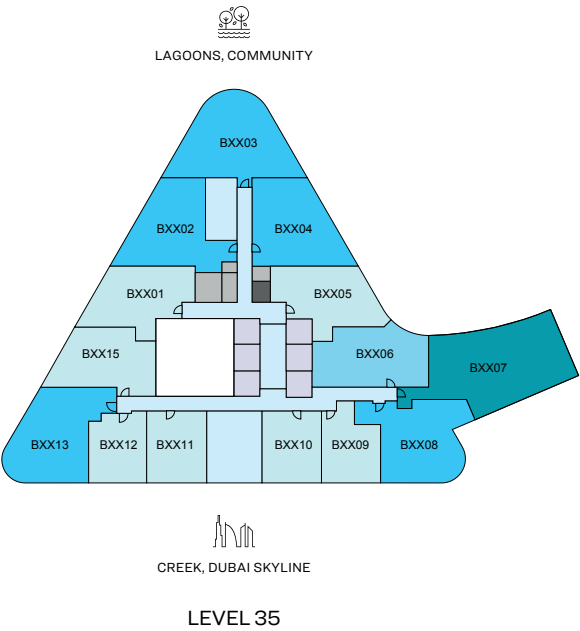
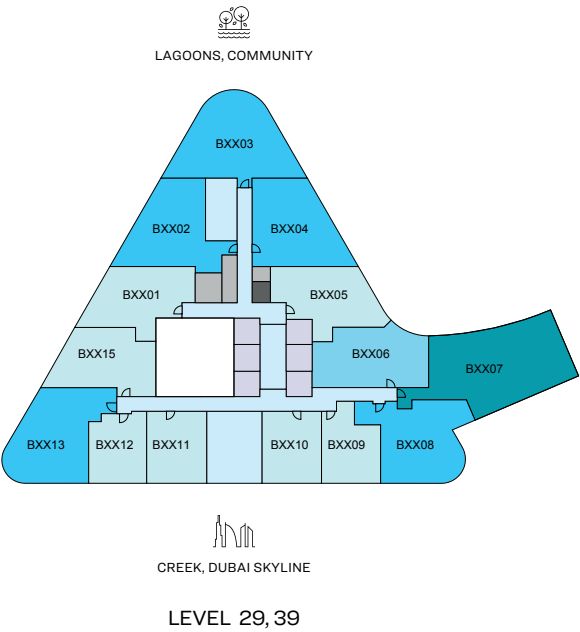
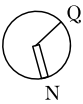


1 BED UNIT	2 BED UNIT	CIRCULATION	LIFTS
1.5 BED UNIT	3 BED UNIT	SERVICES	GARBAGE ROOM

Disclaimer: 1. All dimensions are in metric, measured to wall finishes. 2. All materials, dimensions & drawings are approximate. 3. Information is subject to change without notice, at developer's absolute discretion. 4. Actual area may vary from the stated area. 5. Drawing are not to scale. 6. All images used are for illustrative purpose only and do not represent the actual size, features, specifications, fittings and furnishings. 7. The developer reserves the right to make revisions/ alterations, at its absolute discretion, without any liability whatsoever.

FLOOR PLAN LAYOUT

SKYVUE SOLAIR

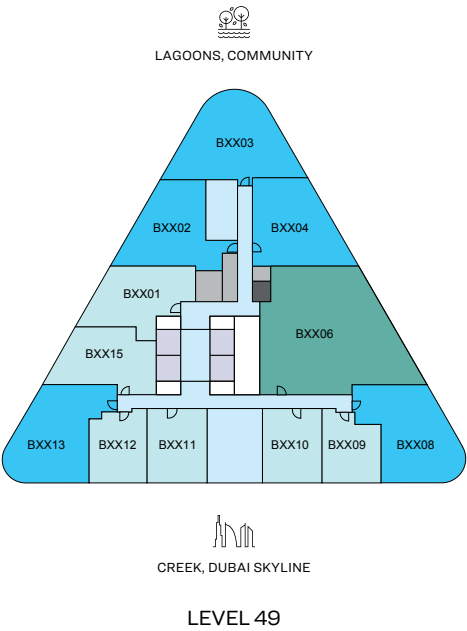
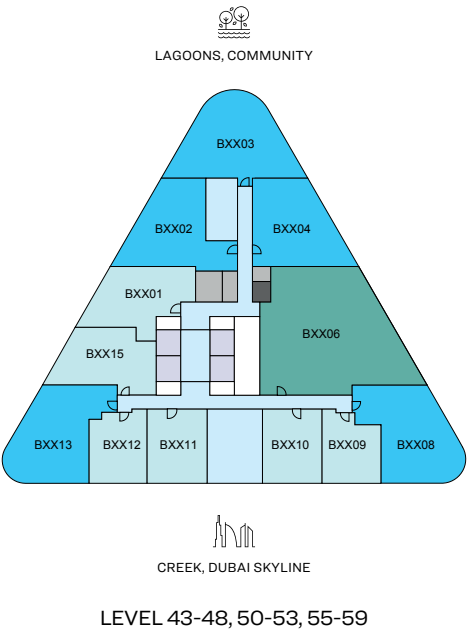
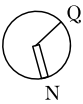


1 BED UNIT	2 BED UNIT	CIRCULATION	LIFTS
1.5 BED UNIT	3 BED UNIT	SERVICES	GARBAGE ROOM

Disclaimer: 1. All dimensions are in metric, measured to wall finishes. 2. All materials, dimensions & drawings are approximate. 3. Information is subject to change without notice, at developer's absolute discretion. 4. Actual area may vary from the stated area. 5. Drawing are not to scale. 6. All images used are for illustrative purpose only and do not represent the actual size, features, specifications, fittings and furnishings. 7. The developer reserves the right to make revisions/ alterations, at its absolute discretion, without any liability whatsoever.

FLOOR PLAN LAYOUT

SKYVUE SOLAIR

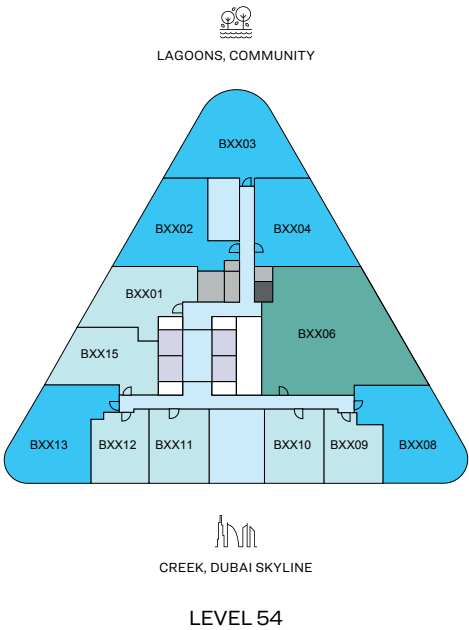
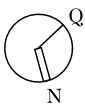


1 BED UNIT	3.5 BED UNIT	SERVICES	GARBAGE ROOM
2 BED UNIT	CIRCULATION	LIFTS	

Disclaimer: 1. All dimensions are in metric, measured to wall finishes. 2. All materials, dimensions & drawings are approximate. 3. Information is subject to change without notice, at developer's absolute discretion. 4. Actual area may vary from the stated area. 5. Drawing are not to scale. 6. All images used are for illustrative purpose only and do not represent the actual size, features, specifications, fittings and furnishings. 7. The developer reserves the right to make revisions/ alterations, at its absolute discretion, without any liability whatsoever.

FLOOR PLAN LAYOUT

SKYVUE SOLAIR



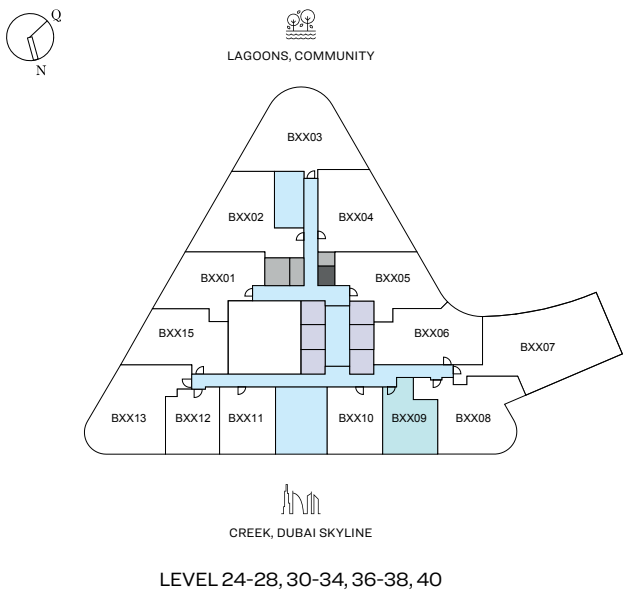
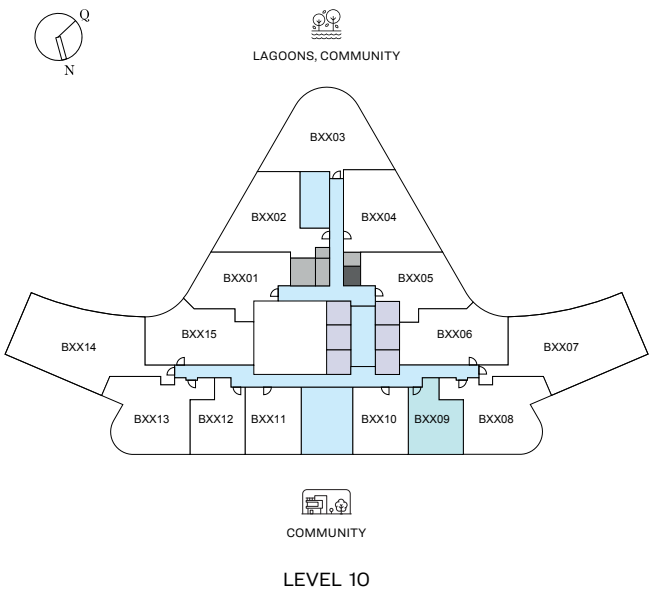
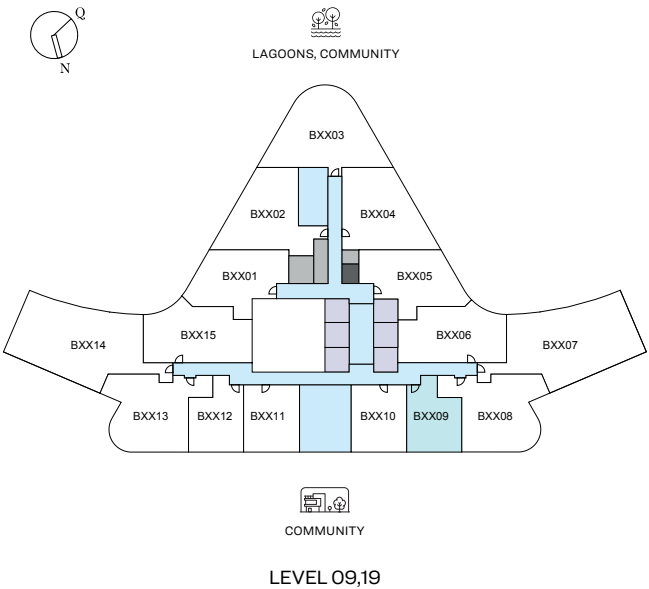
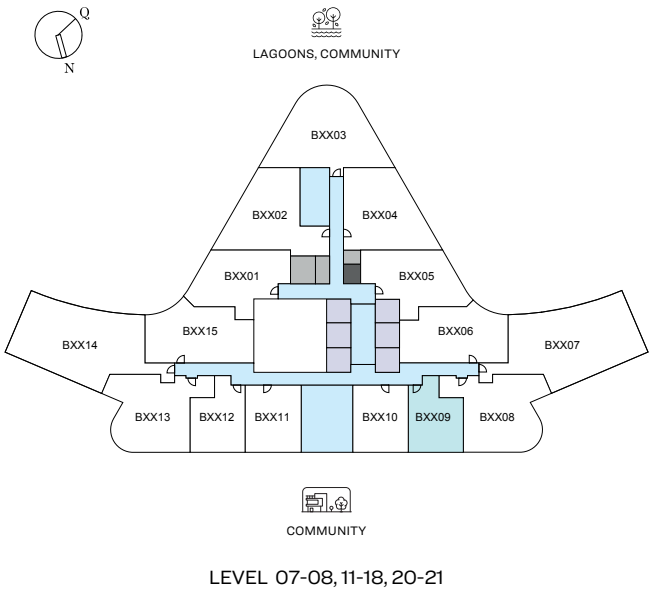
1 BED UNIT	3.5 BED UNIT	SERVICES	GARBAGE ROOM
2 BED UNIT	CIRCULATION	LIFTS	

Disclaimer: 1. All dimensions are in metric, measured to wall finishes. 2. All materials, dimensions & drawings are approximate. 3. Information is subject to change without notice, at developer's absolute discretion. 4. Actual area may vary from the stated area. 5. Drawing are not to scale. 6. All images used are for illustrative purpose only and do not represent the actual size, features, specifications, fittings and furnishings. 7. The developer reserves the right to make revisions/ alterations, at its absolute discretion, without any liability whatsoever.

1 BEDROOM APARTMENT
TYPE A (with balcony)

TOTAL SALEABLE AREA
SUITE RANGE = 499.45 SQ.FT. - 502.67 SQ.FT.
BALCONY = 51.13 SQ.FT.
TOTAL RANGE = 550.58 SQ.FT. - 553.80 SQ.FT.

UNIT



List of unit numbers with this unit plan:

VIEWS

Community
B709, B809, B909, B1009, B1109, B1209, B1309, B1409, B1509, B1609, B1709, B1809, B1909, B2009, B2109, B2409, B2509, B2609, B2709, B2809, B2909, B3009, B3109, B3209, B3309, B3409, B3509

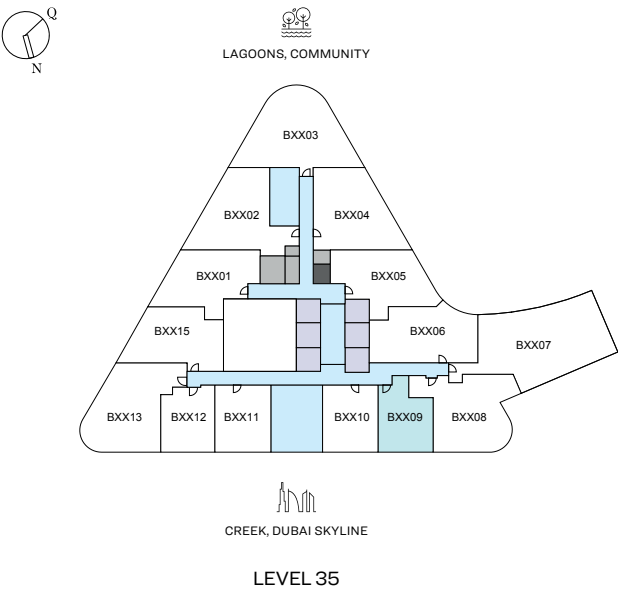
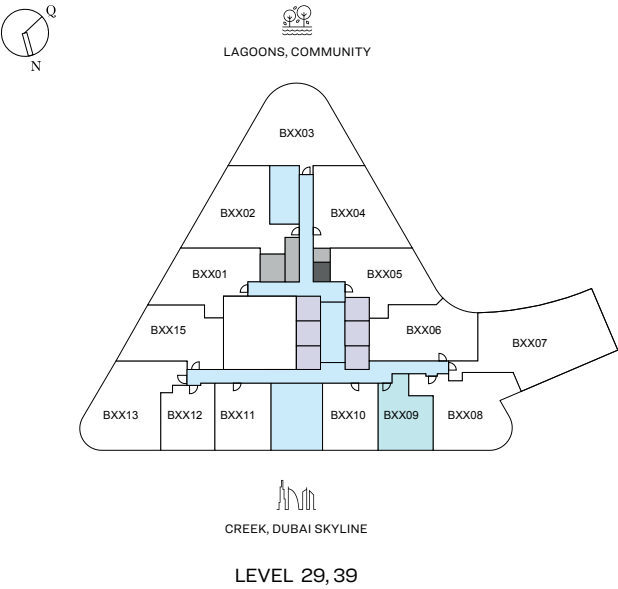
Ras Al Khor, Creek
B3609, B3709, B3809, B3909, B4009

Disclaimer: 1. All dimensions are in metric, measured to wall finishes. 2. All materials, dimensions & drawings are approximate. 3. Information is subject to change without notice, at developer's absolute discretion. 4. Actual area may vary from the stated area. 5. Drawing are not to scale. 6. All images used are for illustrative purpose only and do not represent the actual size, features, specifications, fittings and furnishings. 7. The developer reserves the right to make revisions/ alterations, at its absolute discretion, without any liability whatsoever.

1 BEDROOM APARTMENT
TYPE A (with balcony)

TOTAL SALEABLE AREA
SUITE RANGE = 499.45 SQ.FT. - 502.67 SQ.FT.
BALCONY = 51.13 SQ.FT.
TOTAL RANGE = 550.58 SQ.FT. - 553.80 SQ.FT.

UNIT



List of unit numbers with this unit plan:

VIEWS

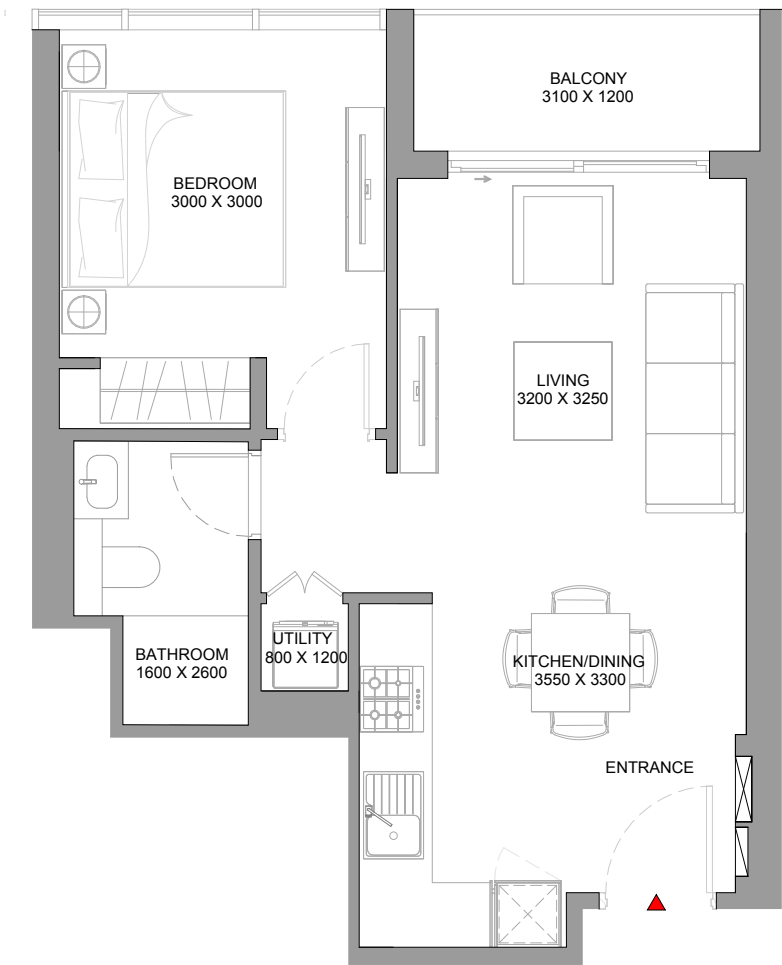
Community
B709, B809, B909, B1009, B1109, B1209, B1309, B1409, B1509, B1609, B1709, B1809, B1909, B2009, B2109, B2409, B2509, B2609, B2709, B2809, B2909, B3009, B3109, B3209, B3309, B3409, B3509

Ras Al Khor, Creek
B3609, B3709, B3809, B3909, B4009

Disclaimer: 1. All dimensions are in metric, measured to wall finishes. 2. All materials, dimensions & drawings are approximate. 3. Information is subject to change without notice, at developer's absolute discretion. 4. Actual area may vary from the stated area. 5. Drawing are not to scale. 6. All images used are for illustrative purpose only and do not represent the actual size, features, specifications, fittings and furnishings. 7. The developer reserves the right to make revisions/ alterations, at its absolute discretion, without any liability whatsoever.

1 BEDROOM APARTMENT
TYPE A (with balcony)

TOTAL SALEABLE AREA
SUITE RANGE = 499.45 SQ.FT. - 502.67 SQ.FT.
BALCONY = 51.13 SQ.FT.
TOTAL RANGE = 550.58 SQ.FT. - 553.80 SQ.FT.



List of unit numbers with this unit plan:

VIEWS

- Community
B709, B809, B909, B1009, B1109, B1209, B1309, B1409, B1509, B1609, B1709, B1809, B1909, B2009, B2109, B2409, B2509, B2609, B2709, B2809, B2909, B3009, B3109, B3209, B3309, B3409, B3509
- Ras Al Khor, Creek
B3609, B3709, B3809, B3909, B4009

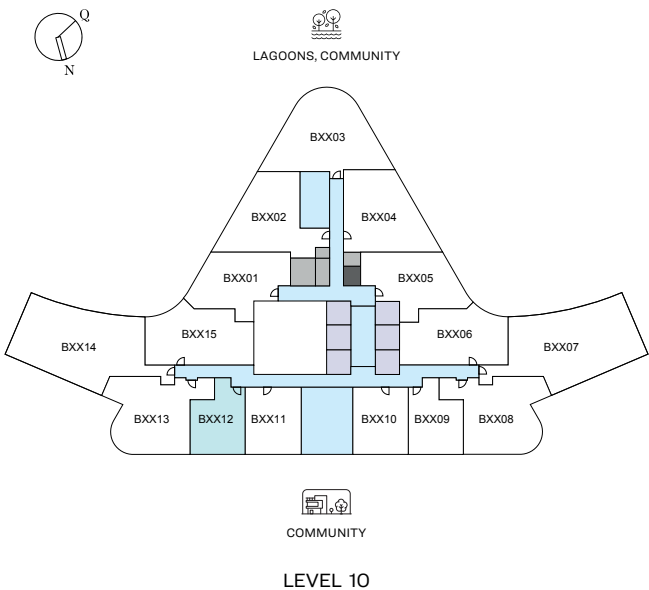
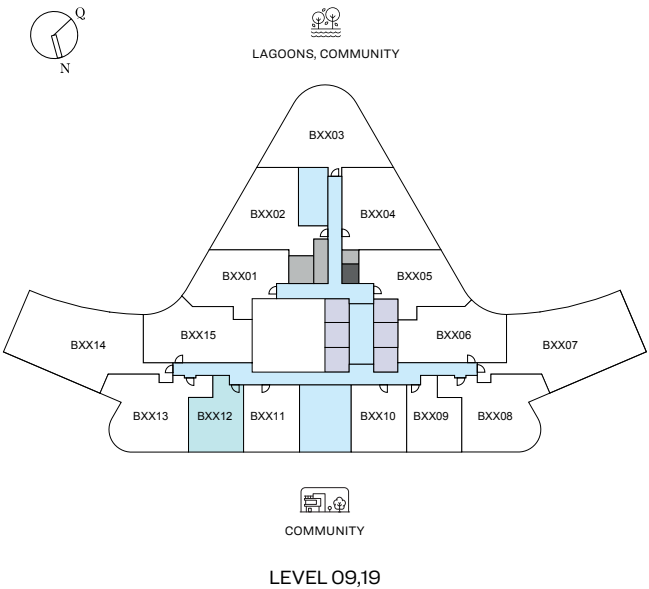
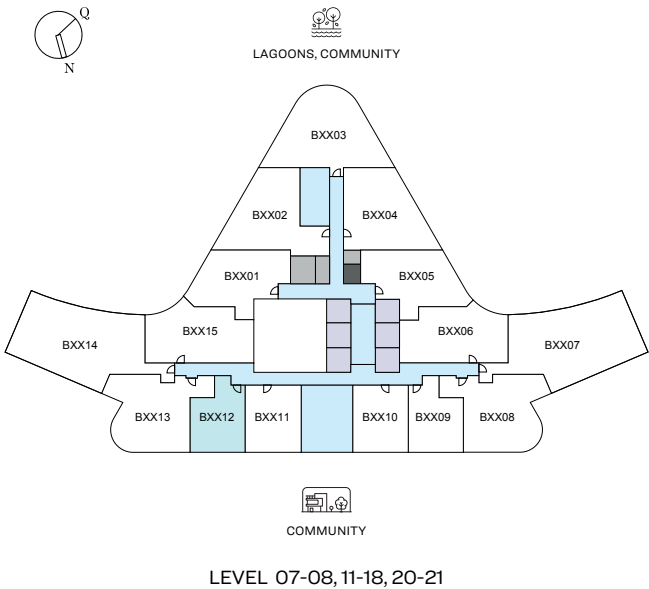


Disclaimer: 1. All dimensions are in metric, measured to wall finishes. 2. All materials, dimensions & drawings are approximate. 3. Information is subject to change without notice, at developer's absolute discretion. 4. Actual area may vary from the stated area. 5. Drawing are not to scale. 6. All images used are for illustrative purpose only and do not represent the actual size, features, specifications, fittings and furnishings. 7. The developer reserves the right to make revisions/ alterations, at its absolute discretion, without any liability whatsoever.

1 BEDROOM APARTMENT
TYPE A (with balcony) VARIANT 1

TOTAL SALEABLE AREA
SUITE RANGE = 499.45 SQ.FT. - 502.67 SQ.FT.
BALCONY = 51.13 SQ.FT.
TOTAL RANGE = 550.58 SQ.FT. - 553.80 SQ.FT.

UNIT



List of unit numbers with this unit plan:

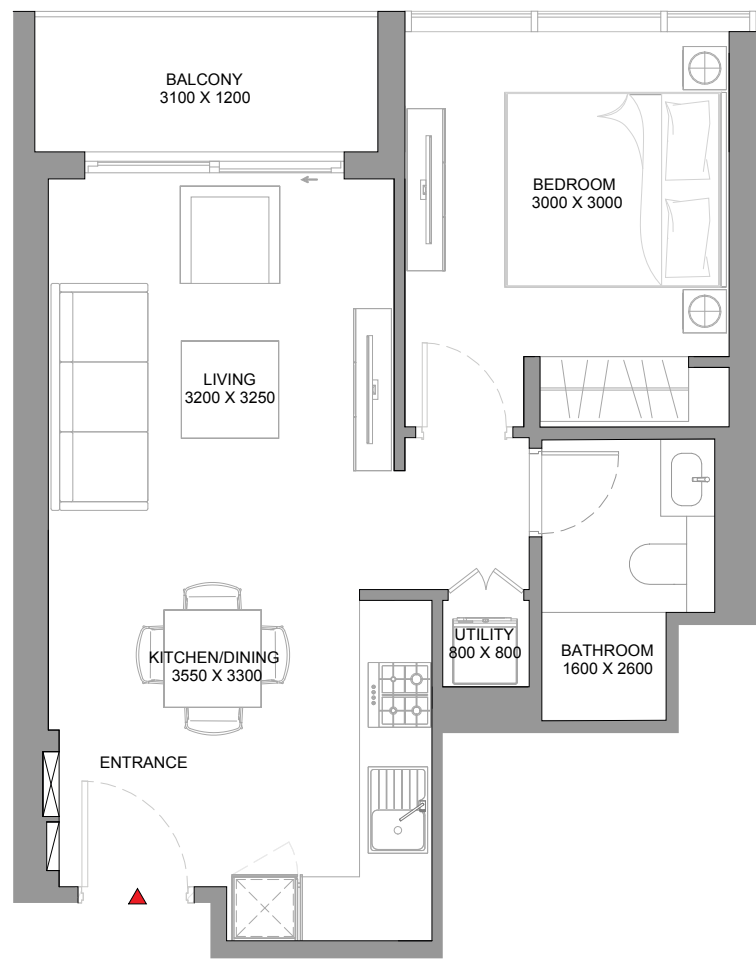
VIEWS

Community
B712, B812, B912, B1012, B1112, B1212, B1312, B1412, B1512, B1612, B1712, B1812, B1912, B2012, B2112

Disclaimer: 1. All dimensions are in metric, measured to wall finishes. 2. All materials, dimensions & drawings are approximate. 3. Information is subject to change without notice, at developer's absolute discretion. 4. Actual area may vary from the stated area. 5. Drawing are not to scale. 6. All images used are for illustrative purpose only and do not represent the actual size, features, specifications, fittings and furnishings. 7. The developer reserves the right to make revisions/ alterations, at its absolute discretion, without any liability whatsoever.

1 BEDROOM APARTMENT
TYPE A (with balcony) VARIANT 1

TOTAL SALEABLE AREA
SUITE RANGE = 499.45 SQ.FT. - 502.67 SQ.FT.
BALCONY = 51.13 SQ.FT.
TOTAL RANGE = 550.58 SQ.FT. - 553.80 SQ.FT.



List of unit numbers with this unit plan:

VIEWS

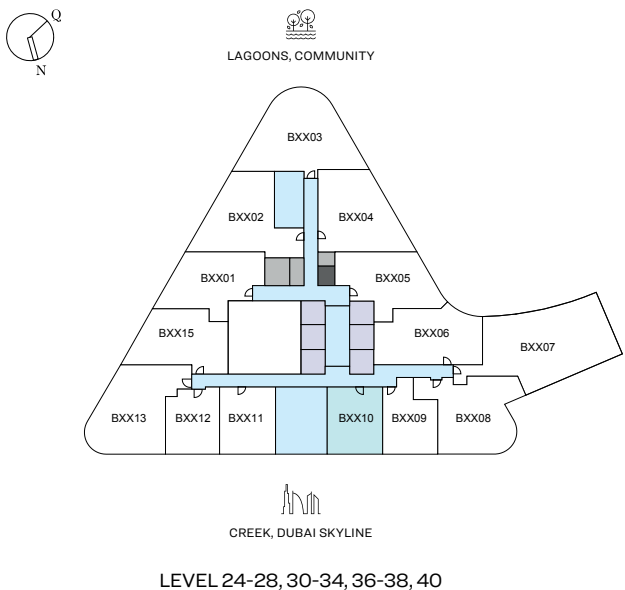
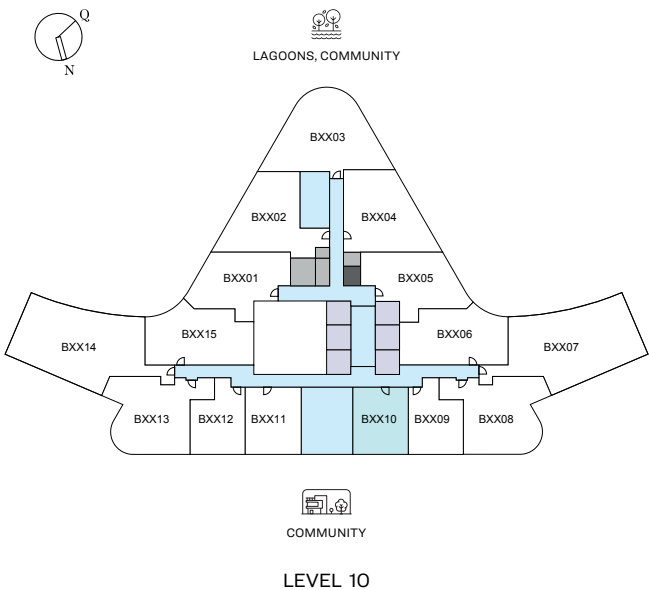
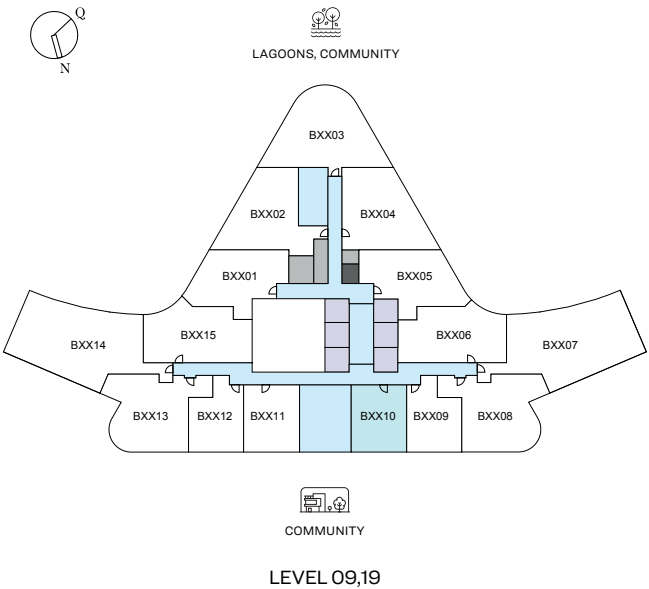
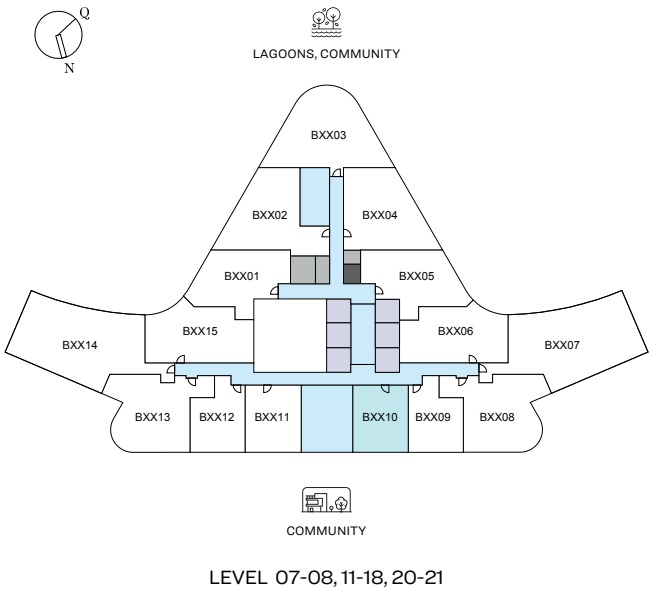
Community
B712, B812, B912, B1012, B1112, B1212, B1312, B1412, B1512, B1612, B1712, B1812, B1912, B2012, B2112

Disclaimer: 1. All dimensions are in metric, measured to wall finishes. 2. All materials, dimensions & drawings are approximate. 3. Information is subject to change without notice, at developer's absolute discretion. 4. Actual area may vary from the stated area. 5. Drawing are not to scale. 6. All images used are for illustrative purpose only and do not represent the actual size, features, specifications, fittings and furnishings. 7. The developer reserves the right to make revisions/ alterations, at its absolute discretion, without any liability whatsoever.

1 BEDROOM APARTMENT
TYPE B (with balcony)

TOTAL SALEABLE AREA
SUITE = 496.86 SQ.FT.
BALCONY = 51.13 SQ.FT.
TOTAL = 547.99 SQ.FT.

UNIT



List of unit numbers with this unit plan:

VIEWS

Community

B710, B810, B910, B1010, B1110, B1210, B1310, B1410, B1510, B1610, B1710, B1810, B1910, B2010, B2110, B2410, B2510, B2610, B2710, B2810, B2910, B3010, B3110, B3210, B3310, B3410, B3510

Ras Al Khor, Creek

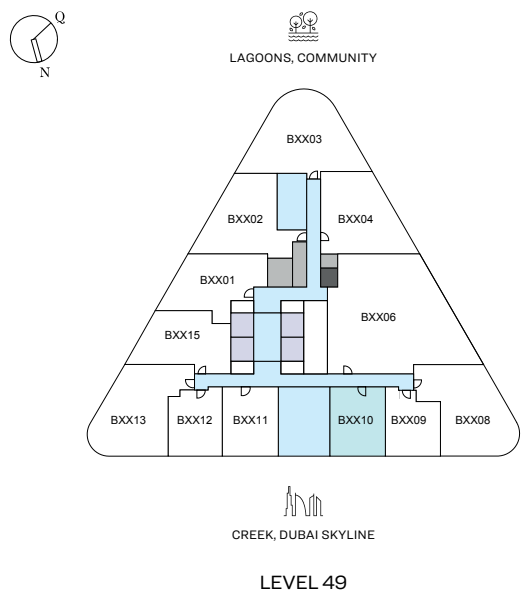
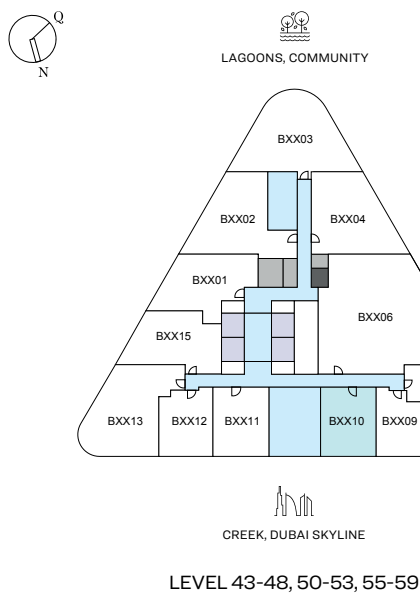
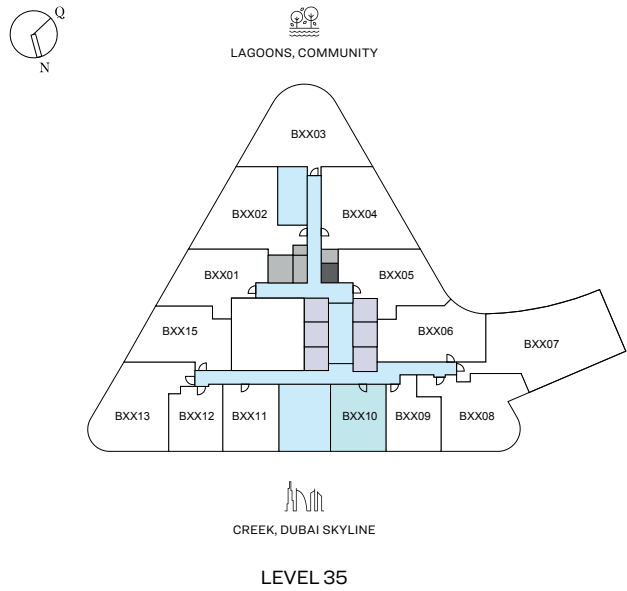
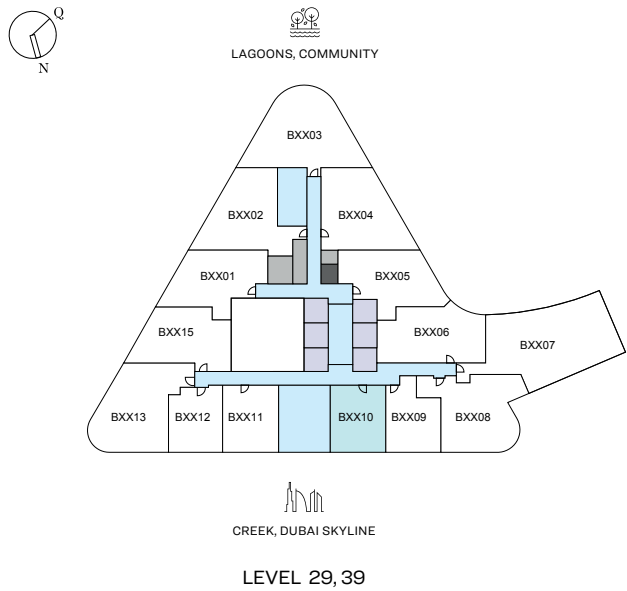
B3610, B3710, B3810, B3910, B4010, B4310, B4410, B4510, B4610, B4710, B4810, B4910, B5010, B5110, B5210, B5310, B5410, B5510, B5610, B5710, B5810, B5910

Disclaimer: 1. All dimensions are in metric, measured to wall finishes. 2. All materials, dimensions & drawings are approximate. 3. Information is subject to change without notice, at developer's absolute discretion. 4. Actual area may vary from the stated area. 5. Drawing are not to scale. 6. All images used are for illustrative purpose only and do not represent the actual size, features, specifications, fittings and furnishings. 7. The developer reserves the right to make revisions/ alterations, at its absolute discretion, without any liability whatsoever.

1 BEDROOM APARTMENT
TYPE B (with balcony)

TOTAL SALEABLE AREA
SUITE = 496.86 SQ.FT.
BALCONY = 51.13 SQ.FT.
TOTAL = 547.99 SQ.FT.

UNIT



List of unit numbers with this unit plan:

VIEWS

Community

B710, B810, B910, B1010, B1110, B1210, B1310, B1410, B1510, B1610, B1710, B1810, B1910, B2010, B2110, B2410, B2510, B2610, B2710, B2810, B2910, B3010, B3110, B3210, B3310, B3410, B3510

Ras Al Khor, Creek

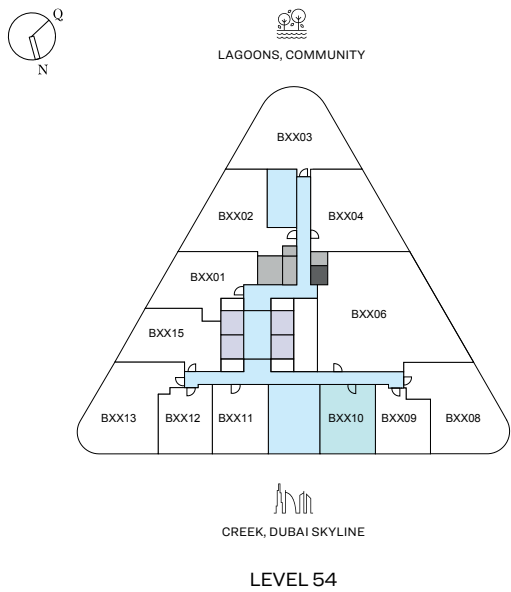
B3610, B3710, B3810, B3910, B4010, B4310, B4410, B4510, B4610, B4710, B4810, B4910, B5010, B5110, B5210, B5310, B5410, B5510, B5610, B5710, B5810, B5910

Disclaimer: 1. All dimensions are in metric, measured to wall finishes. 2. All materials, dimensions & drawings are approximate. 3. Information is subject to change without notice, at developer's absolute discretion. 4. Actual area may vary from the stated area. 5. Drawing are not to scale. 6. All images used are for illustrative purpose only and do not represent the actual size, features, specifications, fittings and furnishings. 7. The developer reserves the right to make revisions/ alterations, at its absolute discretion, without any liability whatsoever.

1 BEDROOM APARTMENT
TYPE B (with balcony)

TOTAL SALEABLE AREA
SUITE = 496.86 SQ.FT.
BALCONY = 51.13 SQ.FT.
TOTAL = 547.99 SQ.FT.

UNIT



List of unit numbers with this unit plan:

VIEWS

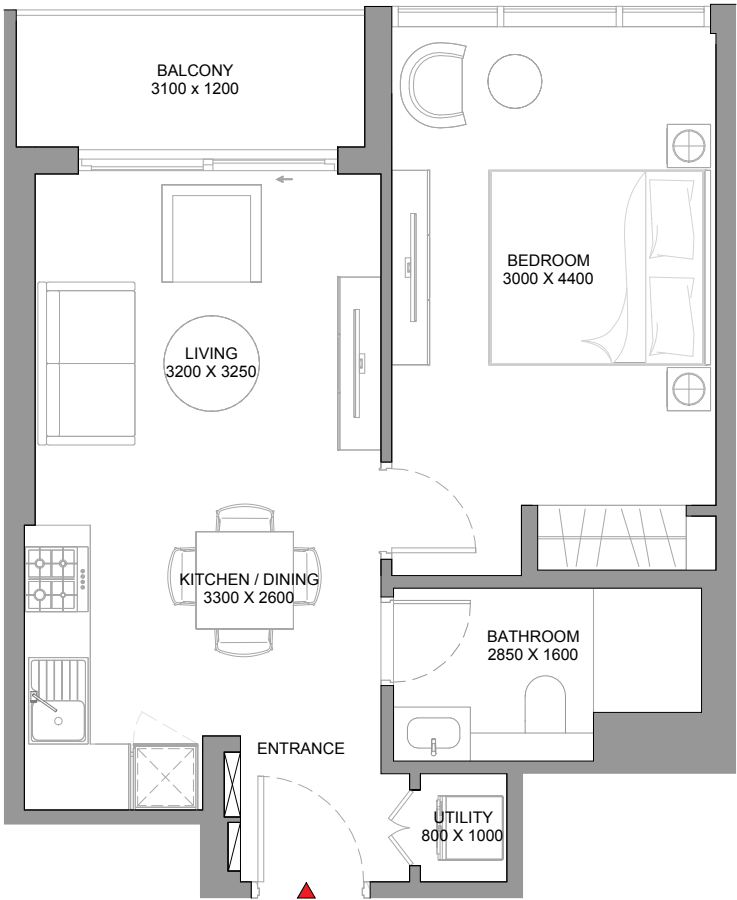
Community
B710, B810, B910, B1010, B1110, B1210, B1310, B1410, B1510, B1610, B1710, B1810, B1910, B2010, B2110, B2410, B2510, B2610, B2710, B2810, B2910, B3010, B3110, B3210, B3310, B3410, B3510

Ras Al Khor, Creek
B3610, B3710, B3810, B3910, B4010, B4310, B4410, B4510, B4610, B4710, B4810, B4910, B5010, B5110, B5210, B5310, B5410, B5510, B5610, B5710, B5810, B5910

Disclaimer: 1. All dimensions are in metric, measured to wall finishes. 2. All materials, dimensions & drawings are approximate. 3. Information is subject to change without notice, at developer's absolute discretion. 4. Actual area may vary from the stated area. 5. Drawing are not to scale. 6. All images used are for illustrative purpose only and do not represent the actual size, features, specifications, fittings and furnishings. 7. The developer reserves the right to make revisions/ alterations, at its absolute discretion, without any liability whatsoever.

1 BEDROOM APARTMENT
TYPE B (with balcony)

TOTAL SALEABLE AREA
SUITE = 496.86 SQ.FT.
BALCONY = 51.13 SQ.FT.
TOTAL = 547.99 SQ.FT.



List of unit numbers with this unit plan:

VIEWS

Community

B710, B810, B910, B1010, B1110, B1210, B1310, B1410, B1510, B1610, B1710, B1810, B1910, B2010, B2110, B2410, B2510, B2610, B2710, B2810, B2910, B3010, B3110, B3210, B3310, B3410, B3510

Ras Al Khor, Creek

B3610, B3710, B3810, B3910, B4010, B4310, B4410, B4510, B4610, B4710, B4810, B4910, B5010, B5110, B5210, B5310, B5410, B5510, B5610, B5710, B5810, B5910

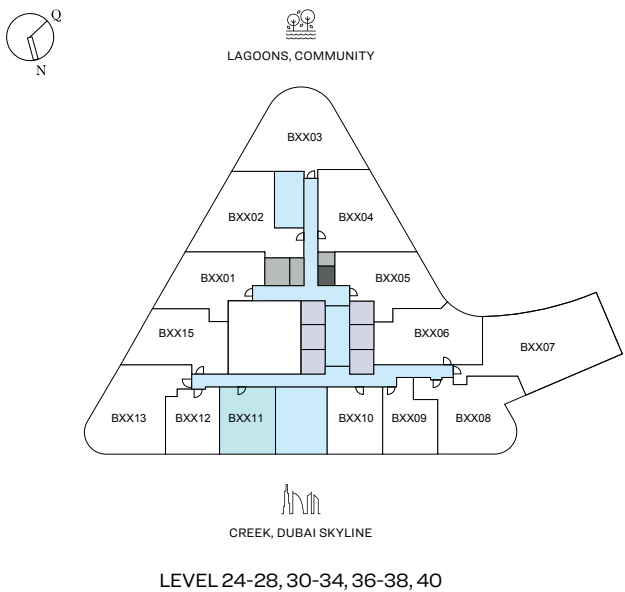
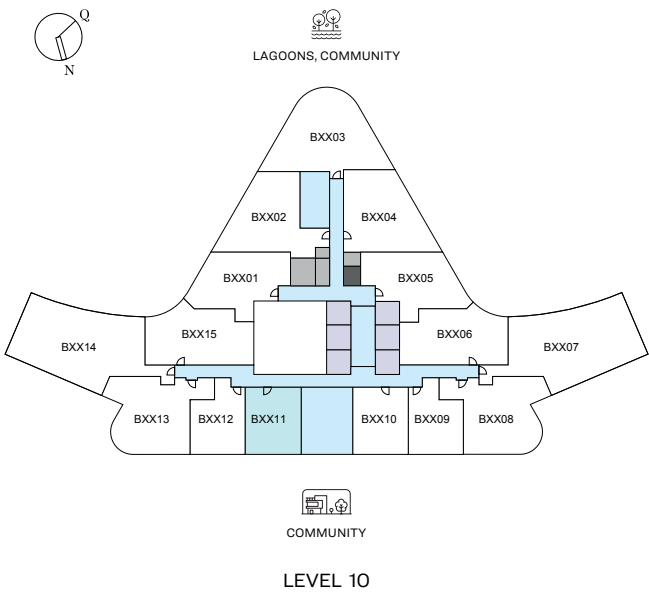
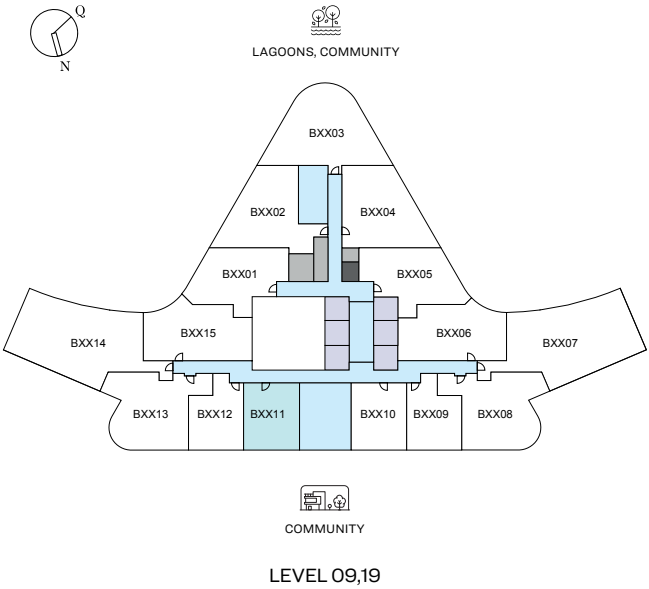
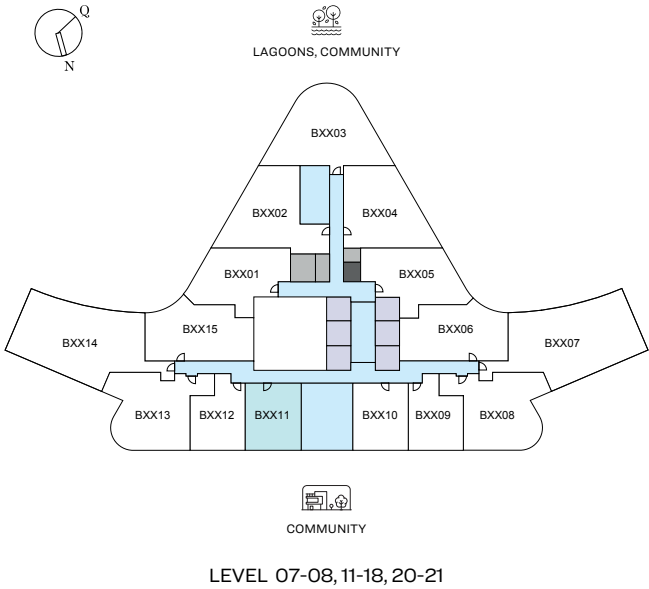
Disclaimer: 1. All dimensions are in metric, measured to wall finishes. 2. All materials, dimensions & drawings are approximate. 3. Information is subject to change without notice, at developer's absolute discretion. 4. Actual area may vary from the stated area. 5. Drawing are not to scale. 6. All images used are for illustrative purpose only and do not represent the actual size, features, specifications, fittings and furnishings. 7. The developer reserves the right to make revisions/ alterations, at its absolute discretion, without any liability whatsoever.



1 BEDROOM APARTMENT
TYPE B (with balcony) VARIANT 1

TOTAL SALEABLE AREA
SUITE RANGE = 496.86 SQ.FT. - 497.19 SQ.FT.
BALCONY = 51.13 SQ.FT.
TOTAL RANGE = 547.99 SQ.FT. - 548.32 SQ.FT.

UNIT



List of unit numbers with this unit plan:

VIEWS

Community

B711, B811, B911, B1011, B1111, B1211, B1311, B1411, B1511, B1611, B1711, B1811, B1911, B2011, B2111, B2411, B2511, B2611, B2711, B2811, B2911, B3011, B3111, B3211, B3311, B3411, B3511

Ras Al Khor, Creek

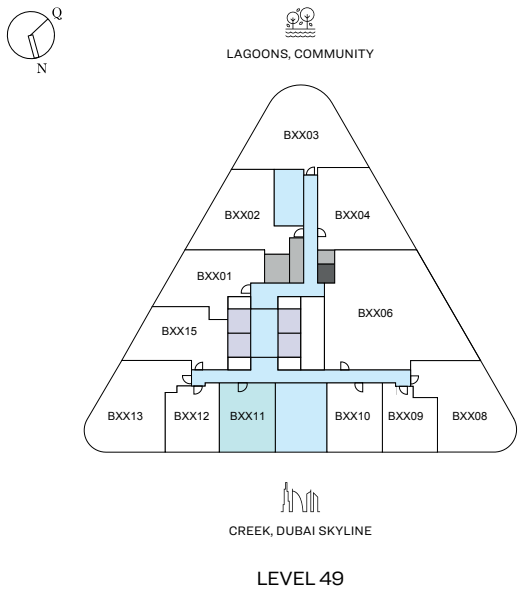
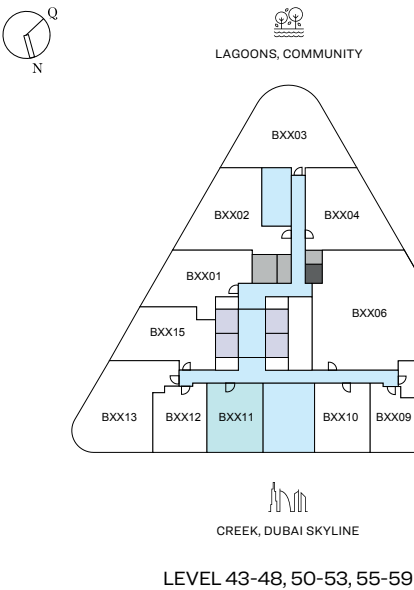
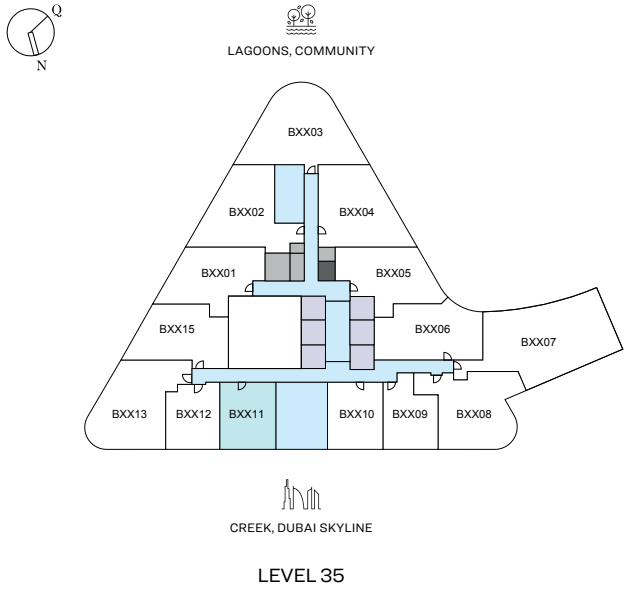
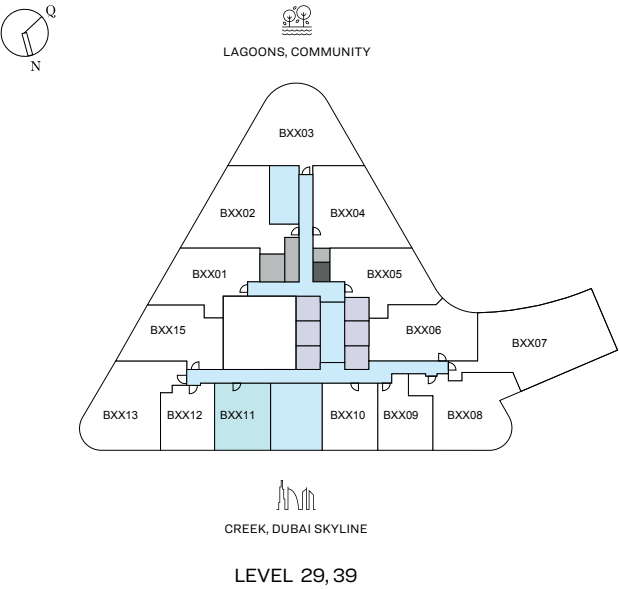
B3611, B3711, B3811, B3911, B4011, B4311, B4411, B4511, B4611, B4711, B4811, B4911, B5011, B5111, B5211, B5311, B5411, B5511, B5611, B5711, B5811, B5911

Disclaimer: 1. All dimensions are in metric, measured to wall finishes. 2. All materials, dimensions & drawings are approximate. 3. Information is subject to change without notice, at developer's absolute discretion. 4. Actual area may vary from the stated area. 5. Drawing are not to scale. 6. All images used are for illustrative purpose only and do not represent the actual size, features, specifications, fittings and furnishings. 7. The developer reserves the right to make revisions/ alterations, at its absolute discretion, without any liability whatsoever.

1 BEDROOM APARTMENT
TYPE B (with balcony) VARIANT 1

TOTAL SALEABLE AREA
SUITE RANGE = 496.86 SQ.FT. - 497.19 SQ.FT.
BALCONY = 51.13 SQ.FT.
TOTAL RANGE = 547.99 SQ.FT. - 548.32 SQ.FT.

UNIT



List of unit numbers with this unit plan:

VIEWS

Community

B711, B811, B911, B1011, B1111, B1211, B1311, B1411, B1511, B1611, B1711, B1811, B1911, B2011, B2111, B2411, B2511, B2611, B2711, B2811, B2911, B3011, B3111, B3211, B3311, B3411, B3511

Ras Al Khor, Creek

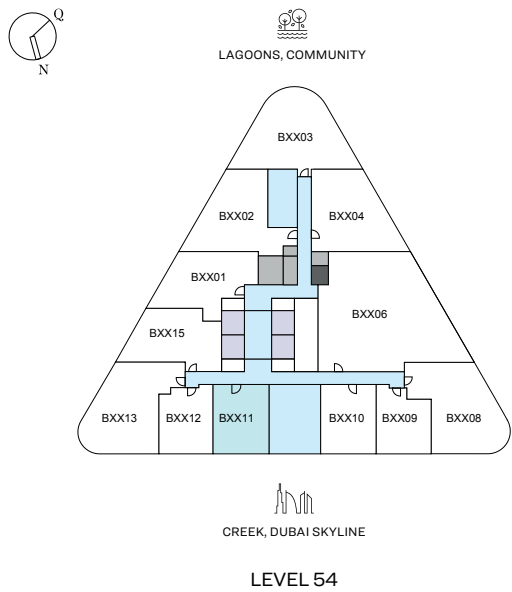
B3611, B3711, B3811, B3911, B4011, B4311, B4411, B4511, B4611, B4711, B4811, B4911, B5011, B5111, B5211, B5311, B5411, B5511, B5611, B5711, B5811, B5911

Disclaimer: 1. All dimensions are in metric, measured to wall finishes. 2. All materials, dimensions & drawings are approximate. 3. Information is subject to change without notice, at developer's absolute discretion. 4. Actual area may vary from the stated area. 5. Drawing are not to scale. 6. All images used are for illustrative purpose only and do not represent the actual size, features, specifications, fittings and furnishings. 7. The developer reserves the right to make revisions/ alterations, at its absolute discretion, without any liability whatsoever.

1 BEDROOM APARTMENT
TYPE B (with balcony) VARIANT 1

TOTAL SALEABLE AREA
SUITE RANGE = 496.86 SQ.FT. - 497.19 SQ.FT.
BALCONY = 51.13 SQ.FT.
TOTAL RANGE = 547.99 SQ.FT. - 548.32 SQ.FT.

UNIT



List of unit numbers with this unit plan:

VIEWS

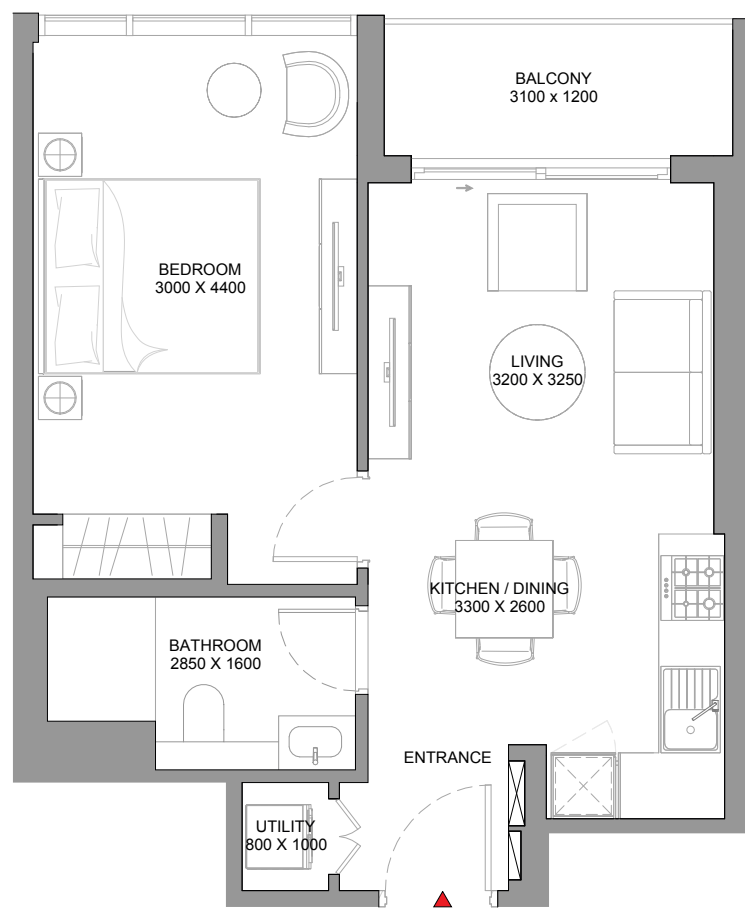
Community
B711, B811, B911, B1011, B1111, B1211, B1311, B1411, B1511, B1611, B1711, B1811, B1911, B2011, B2111, B2411, B2511, B2611, B2711, B2811, B2911, B3011, B3111, B3211, B3311, B3411, B3511

Ras Al Khor, Creek
B3611, B3711, B3811, B3911, B4011, B4311, B4411, B4511, B4611, B4711, B4811, B4911, B5011, B5111, B5211, B5311, B5411, B5511, B5611, B5711, B5811, B5911

Disclaimer: 1. All dimensions are in metric, measured to wall finishes. 2. All materials, dimensions & drawings are approximate. 3. Information is subject to change without notice, at developer's absolute discretion. 4. Actual area may vary from the stated area. 5. Drawing are not to scale. 6. All images used are for illustrative purpose only and do not represent the actual size, features, specifications, fittings and furnishings. 7. The developer reserves the right to make revisions/ alterations, at its absolute discretion, without any liability whatsoever.

1 BEDROOM APARTMENT
TYPE B (with balcony) VARIANT 1

TOTAL SALEABLE AREA
SUITE RANGE = 496.86 SQ.FT. - 497.19 SQ.FT.
BALCONY = 51.13 SQ.FT.
TOTAL RANGE = 547.99 SQ.FT. - 548.32 SQ.FT.



List of unit numbers with this unit plan:

VIEWS

Community

B711, B811, B911, B1011, B1111, B1211, B1311, B1411, B1511, B1611, B1711, B1811, B1911, B2011, B2111, B2411, B2511, B2611, B2711, B2811, B2911, B3011, B3111, B3211, B3311, B3411, B3511

Ras Al Khor, Creek

B3611, B3711, B3811, B3911, B4011, B4311, B4411, B4511, B4611, B4711, B4811, B4911, B5011, B5111, B5211, B5311, B5411, B5511, B5611, B5711, B5811, B5911

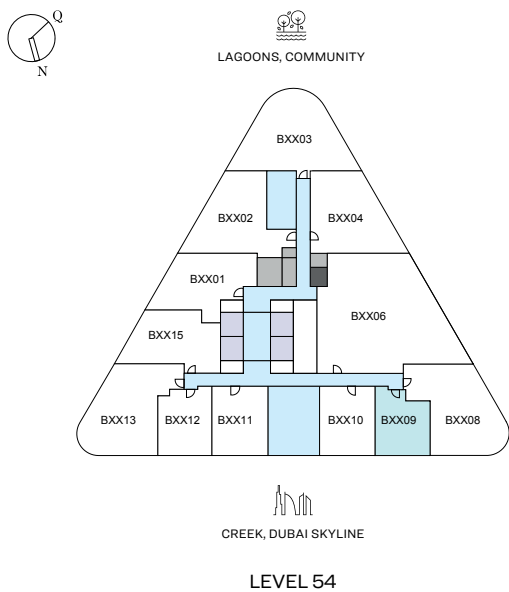
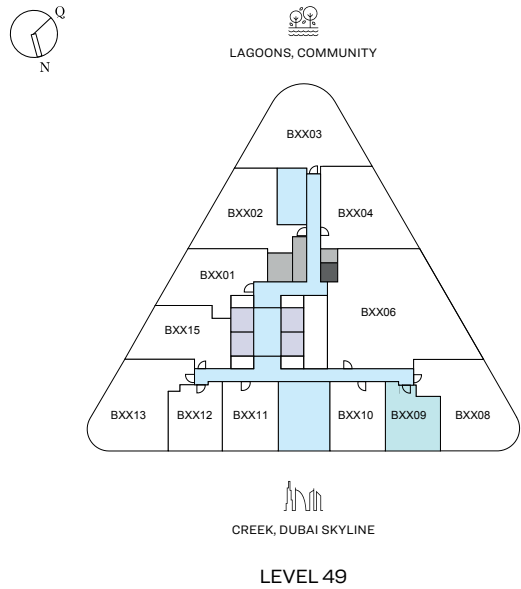
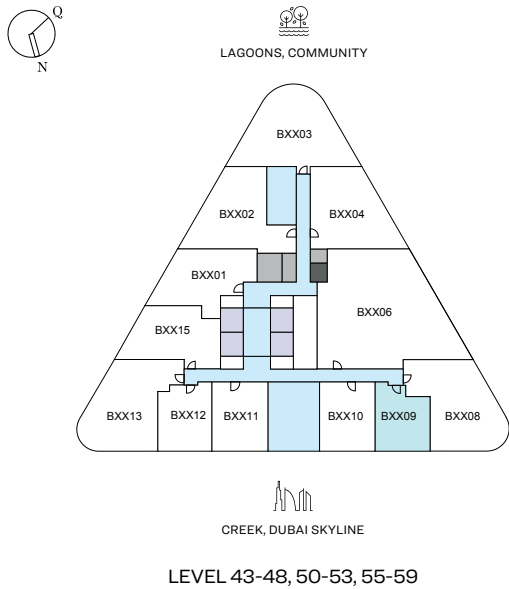


Disclaimer: 1. All dimensions are in metric, measured to wall finishes. 2. All materials, dimensions & drawings are approximate. 3. Information is subject to change without notice, at developer's absolute discretion. 4. Actual area may vary from the stated area. 5. Drawing are not to scale. 6. All images used are for illustrative purpose only and do not represent the actual size, features, specifications, fittings and furnishings. 7. The developer reserves the right to make revisions/ alterations, at its absolute discretion, without any liability whatsoever.

1 BEDROOM APARTMENT
TYPE B (with balcony) VARIANT 2

TOTAL SALEABLE AREA
SUITE = 482.33 SQ.FT.
BALCONY = 51.13 SQ.FT.
TOTAL = 533.46 SQ.FT.

UNIT



List of unit numbers with this unit plan:

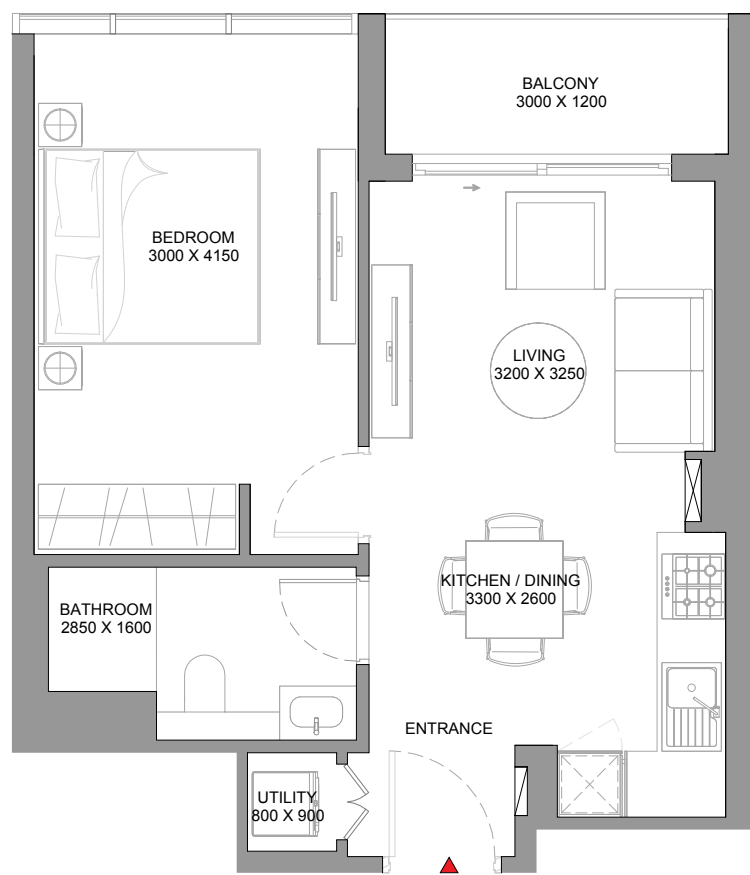
VIEWS

Ras Al Khor, Creek
B4309, B4409, B4509, B4609, B4709, B4809, B4909, B5009, B5109, B5209, B5309, B5409, B5509, B5609, B5709, B5809, B5909

Disclaimer: 1. All dimensions are in metric, measured to wall finishes. 2. All materials, dimensions & drawings are approximate. 3. Information is subject to change without notice, at developer's absolute discretion. 4. Actual area may vary from the stated area. 5. Drawing are not to scale. 6. All images used are for illustrative purpose only and do not represent the actual size, features, specifications, fittings and furnishings. 7. The developer reserves the right to make revisions/ alterations, at its absolute discretion, without any liability whatsoever.

1 BEDROOM APARTMENT
TYPE B (with balcony) VARIANT 2

TOTAL SALEABLE AREA
SUITE = 482.33 SQ.FT.
BALCONY = 51.13 SQ.FT.
TOTAL = 533.46 SQ.FT.



List of unit numbers with this unit plan:

VIEWS

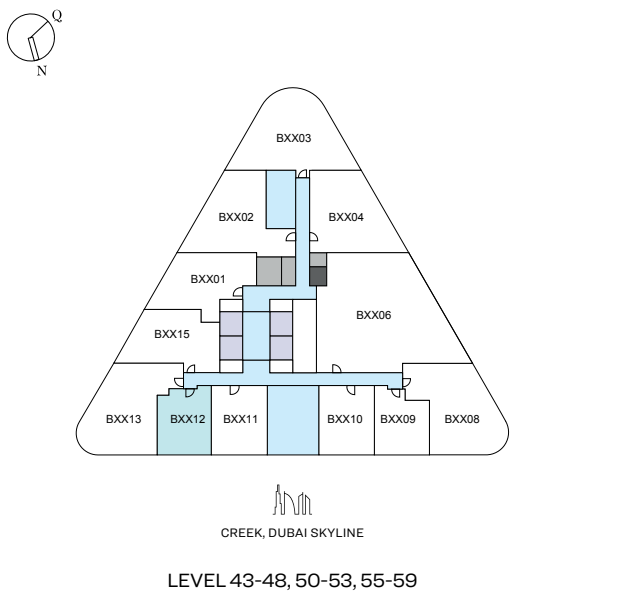
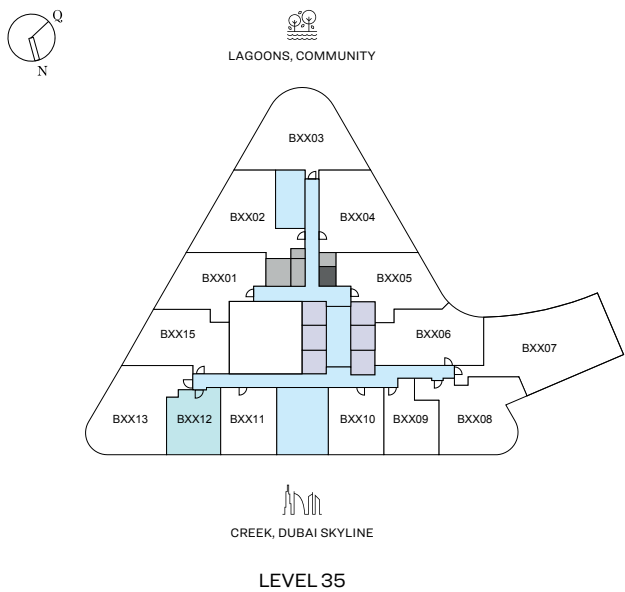
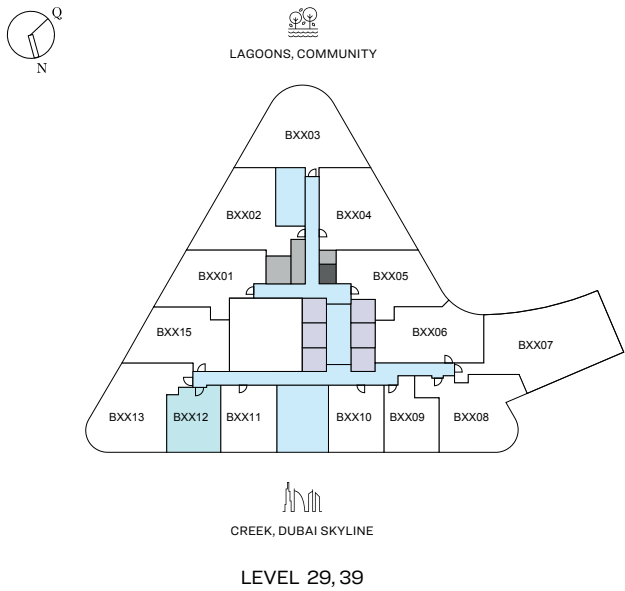
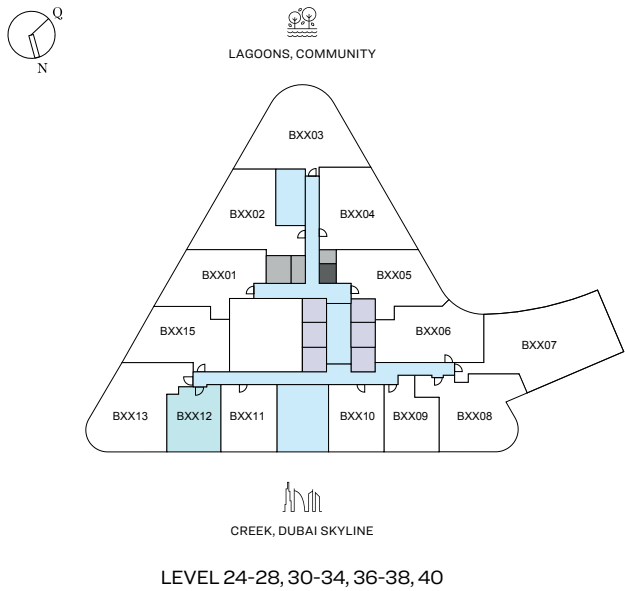
Ras Al Khor, Creek
B4309, B4409, B4509, B4609, B4709, B4809, B4909, B5009, B5109, B5209, B5309, B5409, B5509, B5609, B5709, B5809, B5909

Disclaimer: 1. All dimensions are in metric, measured to wall finishes. 2. All materials, dimensions & drawings are approximate. 3. Information is subject to change without notice, at developer's absolute discretion. 4. Actual area may vary from the stated area. 5. Drawing are not to scale. 6. All images used are for illustrative purpose only and do not represent the actual size, features, specifications, fittings and furnishings. 7. The developer reserves the right to make revisions/ alterations, at its absolute discretion, without any liability whatsoever.

1 BEDROOM APARTMENT
TYPE B (with balcony) VARIANT 3

TOTAL SALEABLE AREA
SUITE RANGE = 482.33 SQ.FT. - 482.65 SQ.FT.
BALCONY = 51.13 SQ.FT.
TOTAL RANGE = 533.46 SQ.FT. - 533.78 SQ.FT.

UNIT



List of unit numbers with this unit plan:

VIEWS

Community
B2412, B2512, B2612, B2712, B2812, B2912, B3012, B3112, B3212, B3312, B3412, B3512

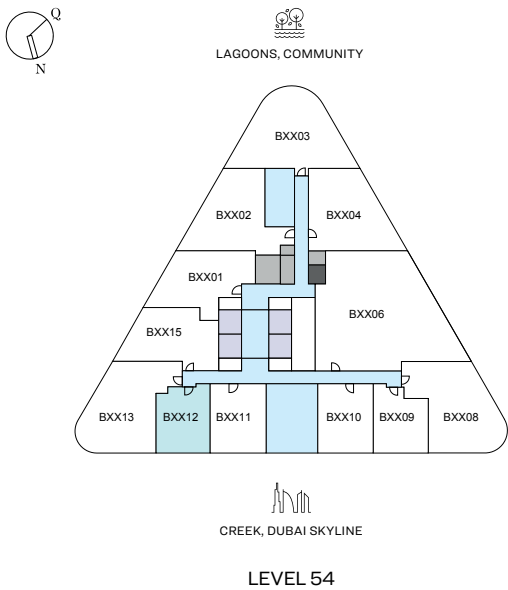
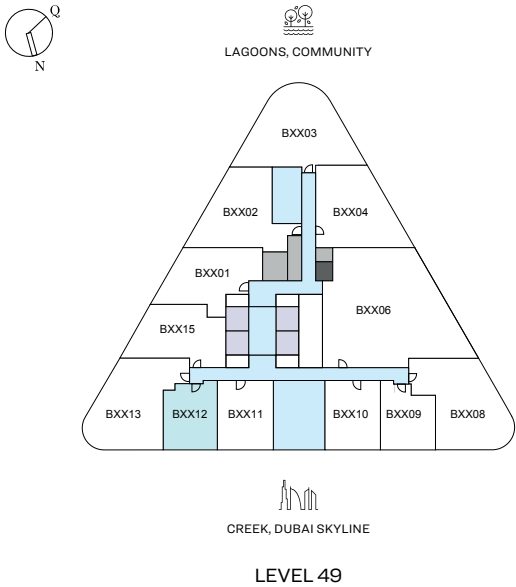
Ras Al Khor, Creek
B3612, B3712, B3812, B3912, B4012, B4312, B4412, B4512, B4612, B4712, B4812, B4912, B5012, B5112, B5212, B5312, B5412, B5512, B5612, B5712, B5812, B5912

Disclaimer: 1. All dimensions are in metric, measured to wall finishes. 2. All materials, dimensions & drawings are approximate. 3. Information is subject to change without notice, at developer's absolute discretion. 4. Actual area may vary from the stated area. 5. Drawing are not to scale. 6. All images used are for illustrative purpose only and do not represent the actual size, features, specifications, fittings and furnishings. 7. The developer reserves the right to make revisions/ alterations, at its absolute discretion, without any liability whatsoever.

1 BEDROOM APARTMENT
TYPE B (with balcony) VARIANT 3

TOTAL SALEABLE AREA
SUITE RANGE = 482.33 SQ.FT. - 482.65 SQ.FT.
BALCONY = 51.13 SQ.FT.
TOTAL RANGE = 533.46 SQ.FT. - 533.78 SQ.FT.

UNIT



List of unit numbers with this unit plan:

VIEWS

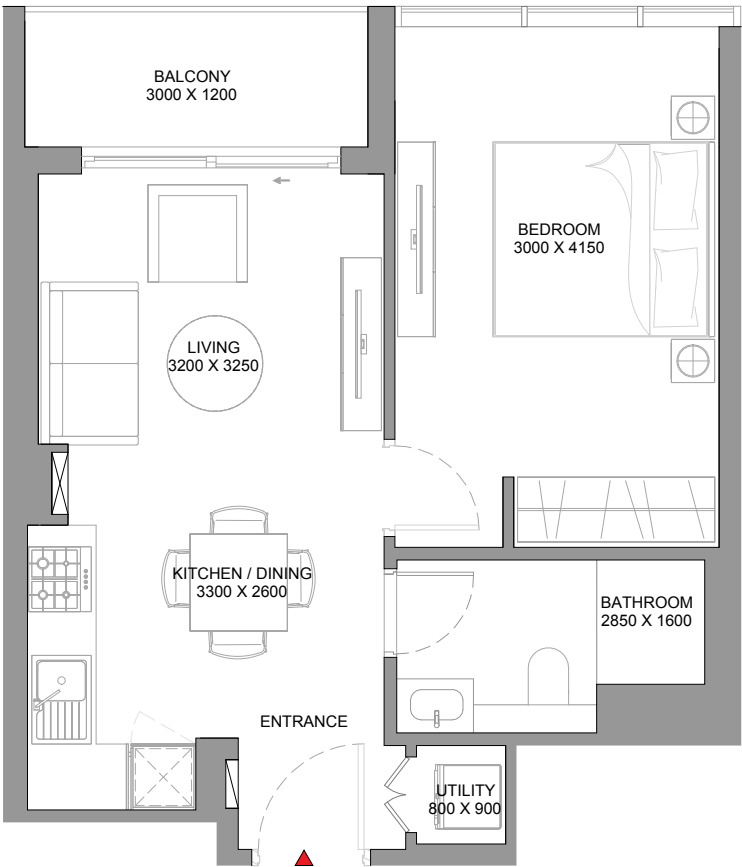
Community
B2412, B2512, B2612, B2712, B2812, B2912, B3012, B3112, B3212, B3312, B3412, B3512

Ras Al Khor, Creek
B3612, B3712, B3812, B3912, B4012, B4312, B4412, B4512, B4612, B4712, B4812, B4912, B5012, B5112, B5212, B5312, B5412, B5512, B5612, B5712, B5812, B5912

Disclaimer: 1. All dimensions are in metric, measured to wall finishes. 2. All materials, dimensions & drawings are approximate. 3. Information is subject to change without notice, at developer's absolute discretion. 4. Actual area may vary from the stated area. 5. Drawing are not to scale. 6. All images used are for illustrative purpose only and do not represent the actual size, features, specifications, fittings and furnishings. 7. The developer reserves the right to make revisions/ alterations, at its absolute discretion, without any liability whatsoever.

1 BEDROOM APARTMENT
TYPE B (with balcony) VARIANT 3

TOTAL SALEABLE AREA
SUITE RANGE = 482.33 SQ.FT. - 482.65 SQ.FT.
BALCONY = 51.13 SQ.FT.
TOTAL RANGE = 533.46 SQ.FT. - 533.78 SQ.FT.



List of unit numbers with this unit plan:

VIEWS

Community
B2412, B2512, B2612, B2712, B2812, B2912, B3012, B3112, B3212, B3312, B3412, B3512

Ras Al Khor, Creek
B3612, B3712, B3812, B3912, B4012, B4312, B4412, B4512, B4612, B4712, B4812, B4912, B5012, B5112, B5212, B5312, B5412, B5512, B5612, B5712, B5812, B5912

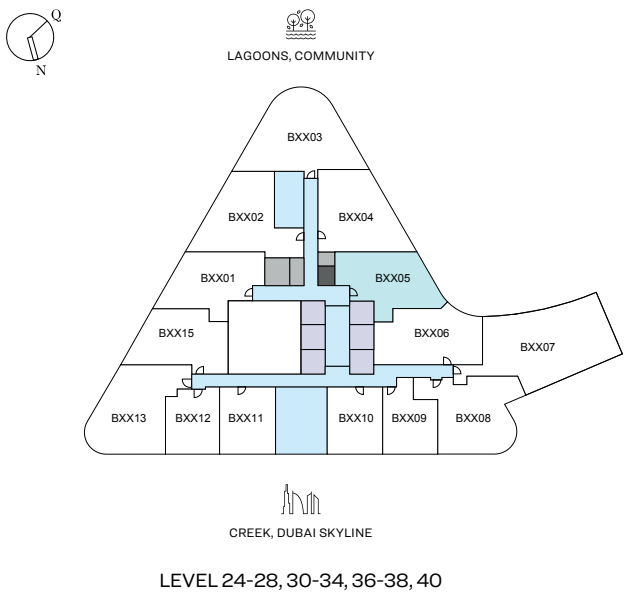
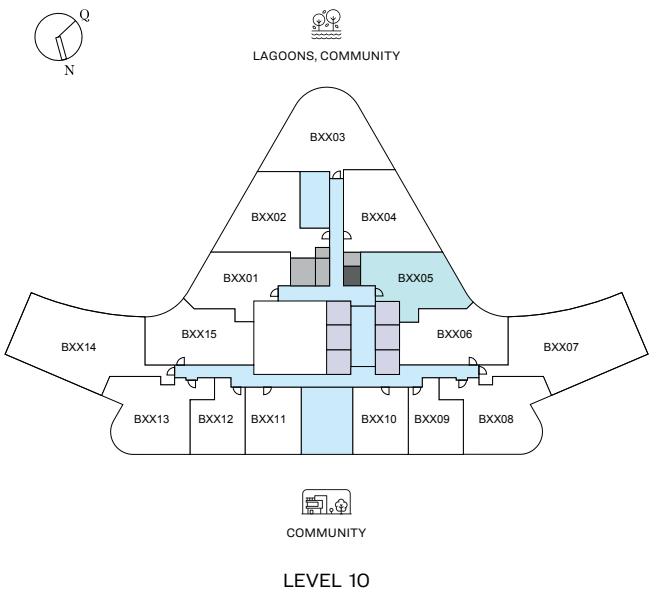
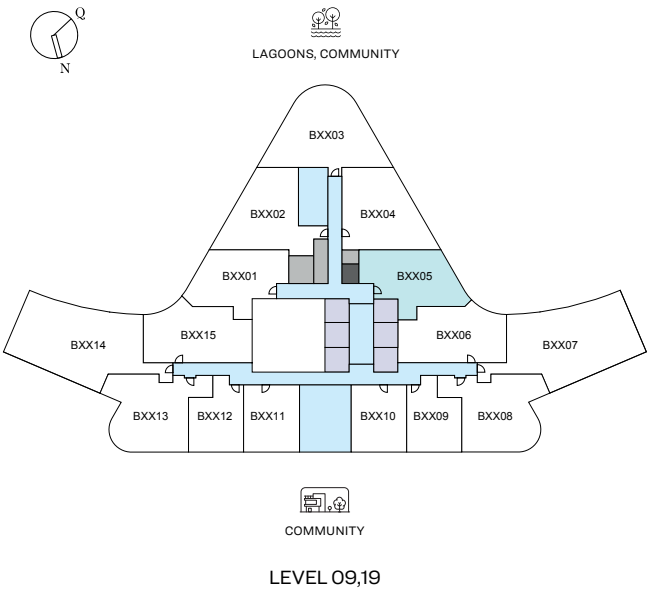
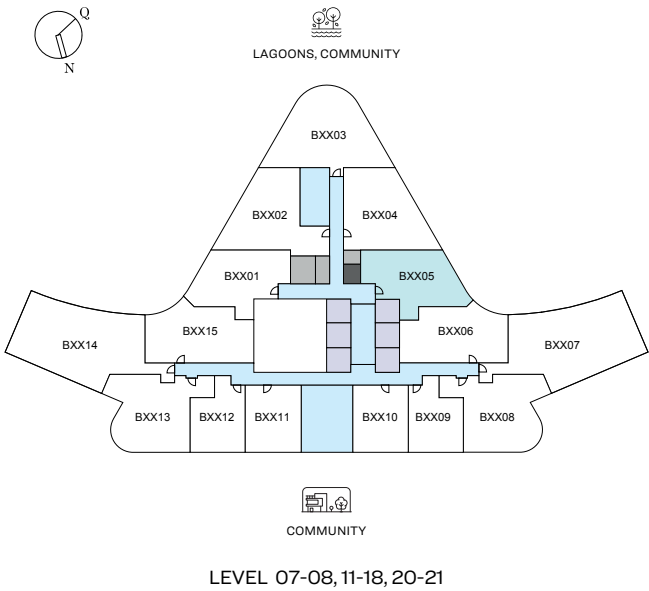
Disclaimer: 1. All dimensions are in metric, measured to wall finishes. 2. All materials, dimensions & drawings are approximate. 3. Information is subject to change without notice, at developer's absolute discretion. 4. Actual area may vary from the stated area. 5. Drawing are not to scale. 6. All images used are for illustrative purpose only and do not represent the actual size, features, specifications, fittings and furnishings. 7. The developer reserves the right to make revisions/ alterations, at its absolute discretion, without any liability whatsoever.



1 BEDROOM APARTMENT
TYPE C (with powder room + balcony)

TOTAL SALEABLE AREA
SUITE RANGE = 609.13 SQ.FT. - 611.39 SQ.FT.
BALCONY RANGE = 143.81 SQ.FT. - 145.96 SQ.FT.
TOTAL RANGE = 755.09 SQ.FT. - 755.20 SQ.FT.

UNIT



List of unit numbers with this unit plan:

VIEWS

Amenities
B705, B805, B905, B1005

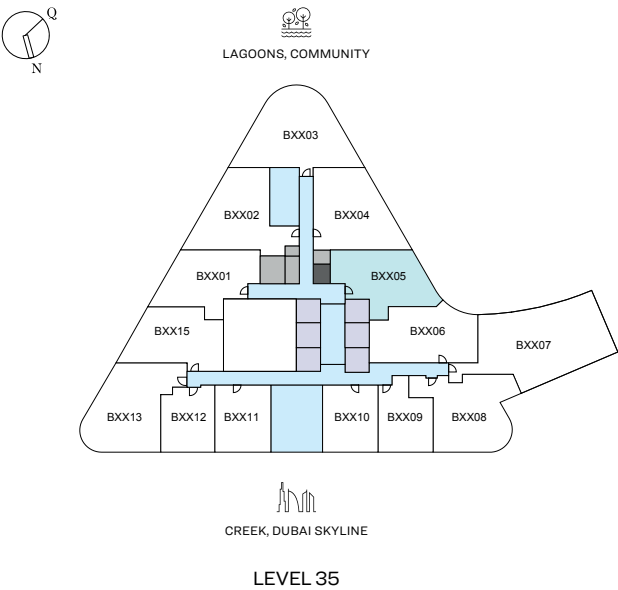
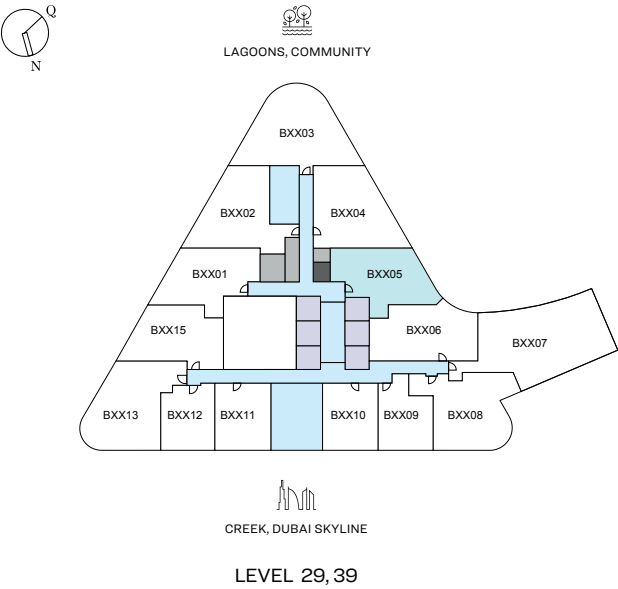
Community
B1105, B1205, B1305, B1405, B1505, B1605, B1705, B1805, B1905, B2005, B2105, B2405, B2505, B2605, B2705, B2805, B2905, B3005, B3105, B3205, B3305, B3405, B3505, B3605, B3705, B3805, B3905, B4005

Disclaimer: 1. All dimensions are in metric, measured to wall finishes. 2. All materials, dimensions & drawings are approximate. 3. Information is subject to change without notice, at developer's absolute discretion. 4. Actual area may vary from the stated area. 5. Drawing are not to scale. 6. All images used are for illustrative purpose only and do not represent the actual size, features, specifications, fittings and furnishings. 7. The developer reserves the right to make revisions/ alterations, at its absolute discretion, without any liability whatsoever.

1 BEDROOM APARTMENT
TYPE C (with powder room + balcony)

TOTAL SALEABLE AREA
SUITE RANGE = 609.13 SQ.FT. - 611.39 SQ.FT.
BALCONY RANGE = 143.81 SQ.FT. - 145.96 SQ.FT.
TOTAL RANGE = 755.09 SQ.FT. - 755.20 SQ.FT.

UNIT



List of unit numbers with this unit plan:

IEWS

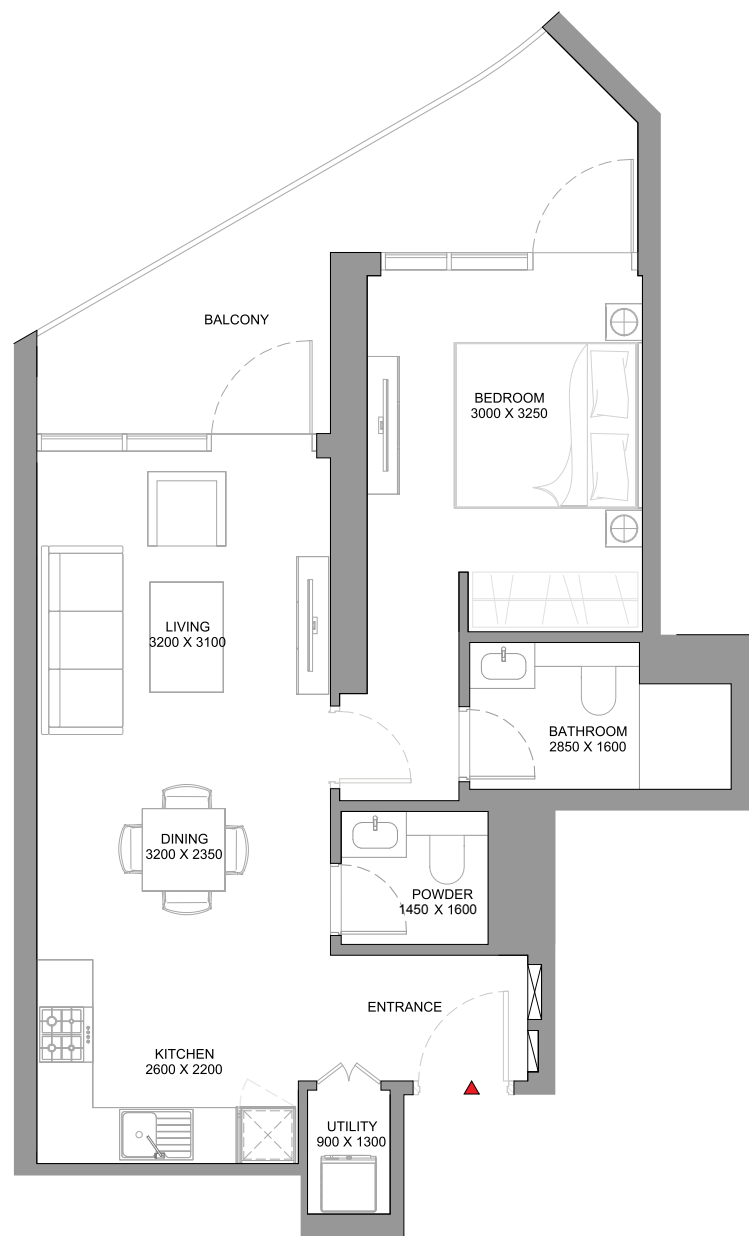
Amenities
B705, B805, B905, B1005

Community
B1105, B1205, B1305, B1405, B1505, B1605, B1705, B1805, B1905, B2005, B2105, B2405, B2505, B2605, B2705, B2805, B2905, B3005, B3105, B3205, B3305, B3405, B3505, B3605, B3705, B3805, B3905, B4005

Disclaimer: 1. All dimensions are in metric, measured to wall finishes. 2. All materials, dimensions & drawings are approximate. 3. Information is subject to change without notice, at developer's absolute discretion. 4. Actual area may vary from the stated area. 5. Drawing are not to scale. 6. All images used are for illustrative purpose only and do not represent the actual size, features, specifications, fittings and furnishings. 7. The developer reserves the right to make revisions/ alterations, at its absolute discretion, without any liability whatsoever.

1 BEDROOM APARTMENT
TYPE C (with powder room + balcony)

TOTAL SALEABLE AREA
SUITE RANGE = 609.13 SQ.FT. - 611.39 SQ.FT.
BALCONY RANGE = 143.81 SQ.FT. - 145.96 SQ.FT.
TOTAL RANGE = 755.09 SQ.FT. - 755.20 SQ.FT.



List of unit numbers with this unit plan:

VIEWS

Amenities
B705, B805, B905, B1005

Community
B1105, B1205, B1305, B1405, B1505, B1605, B1705, B1805, B1905, B2005, B2105, B2405, B2505, B2605, B2705, B2805, B2905, B3005, B3105, B3205, B3305, B3405, B3505, B3605, B3705, B3805, B3905, B4005



Disclaimer: 1. All dimensions are in metric, measured to wall finishes. 2. All materials, dimensions & drawings are approximate. 3. Information is subject to change without notice, at developer's absolute discretion. 4. Actual area may vary from the stated area. 5. Drawing are not to scale. 6. All images used are for illustrative purpose only and do not represent the actual size, features, specifications, fittings and furnishings. 7. The developer reserves the right to make revisions/ alterations, at its absolute discretion, without any liability whatsoever.

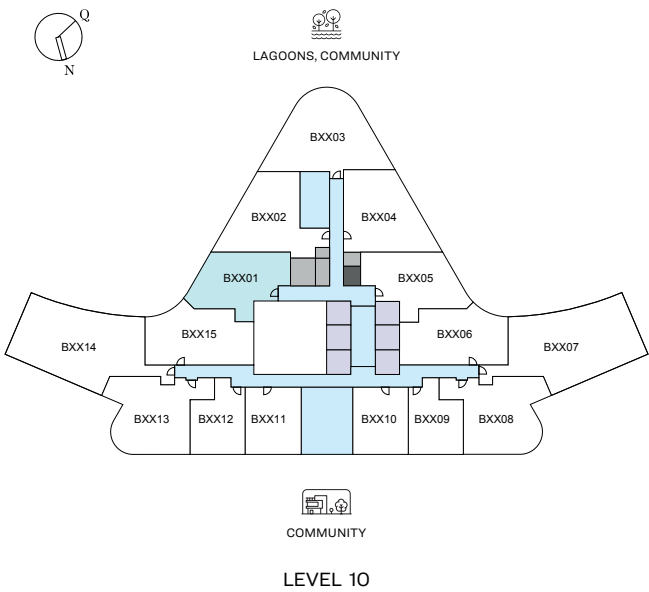
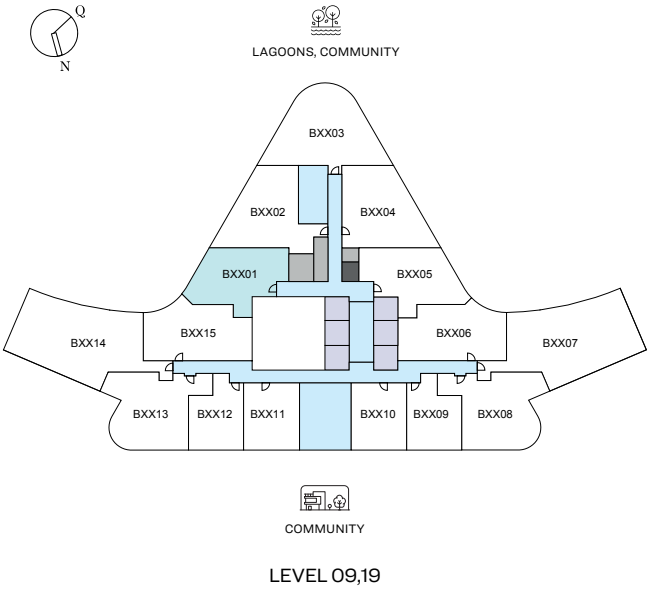
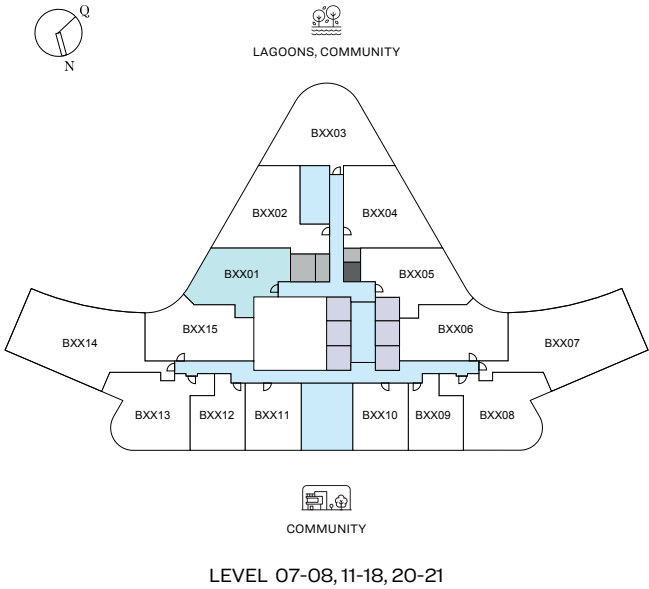
1 BEDROOM APARTMENT

TYPE C (with powder room + balcony) VARIANT 1

TOTAL SALEABLE AREA

SUITE RANGE = 612.25 SQ.FT. - 613.33 SQ.FT.
BALCONY RANGE = 143.81 SQ.FT. - 145.96 SQ.FT.
TOTAL RANGE = 757.14 SQ.FT. - 758.21 SQ.FT.

UNIT



List of unit numbers with this unit plan:

VIEWS

Amenities

B701, B801, B901, B1001

Community

B1101, B1201, B1301, B1401, B1501, B1601, B1701, B1801, B1901, B2001, B2101

Disclaimer: 1. All dimensions are in metric, measured to wall finishes. 2. All materials, dimensions & drawings are approximate. 3. Information is subject to change without notice, at developer's absolute discretion. 4. Actual area may vary from the stated area. 5. Drawing are not to scale. 6. All images used are for illustrative purpose only and do not represent the actual size, features, specifications, fittings and furnishings. 7. The developer reserves the right to make revisions/ alterations, at its absolute discretion, without any liability whatsoever.

1 BEDROOM APARTMENT

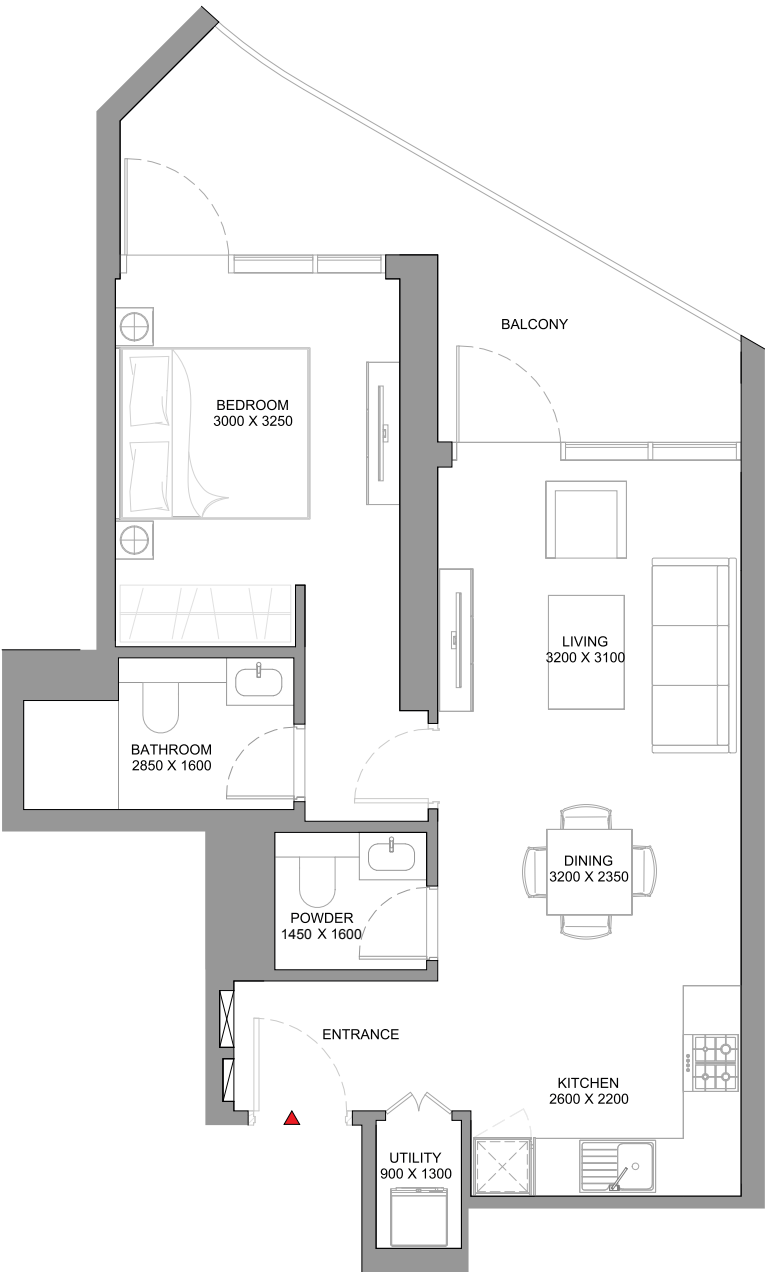
TYPE C (with powder room + balcony) VARIANT 1

TOTAL SALEABLE AREA

SUITE RANGE = 612.25 SQ.FT. - 613.33 SQ.FT.

BALCONY RANGE = 143.81 SQ.FT. - 145.96 SQ.FT.

TOTAL RANGE = 757.14 SQ.FT. - 758.21 SQ.FT.



List of unit numbers with this unit plan:

IEWS

Amenities

B701, B801, B901, B1001

Community

B1101, B1201, B1301, B1401, B1501, B1601, B1701, B1801, B1901, B2001, B2101

Disclaimer: 1. All dimensions are in metric, measured to wall finishes. 2. All materials, dimensions & drawings are approximate. 3. Information is subject to change without notice, at developer's absolute discretion. 4. Actual area may vary from the stated area. 5. Drawing are not to scale. 6. All images used are for illustrative purpose only and do not represent the actual size, features, specifications, fittings and furnishings. 7. The developer reserves the right to make revisions/ alterations, at its absolute discretion, without any liability whatsoever.



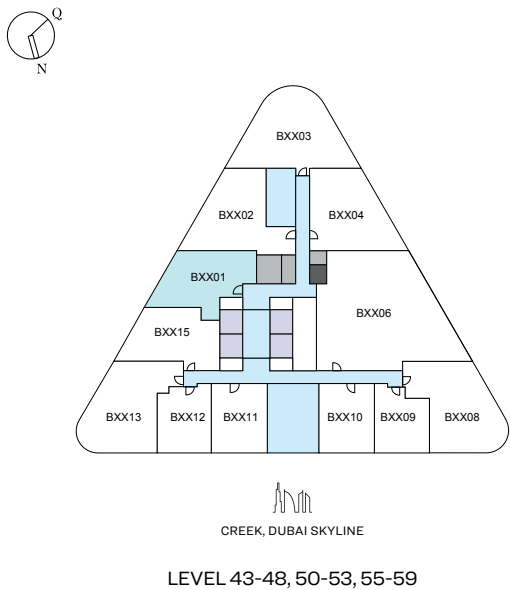
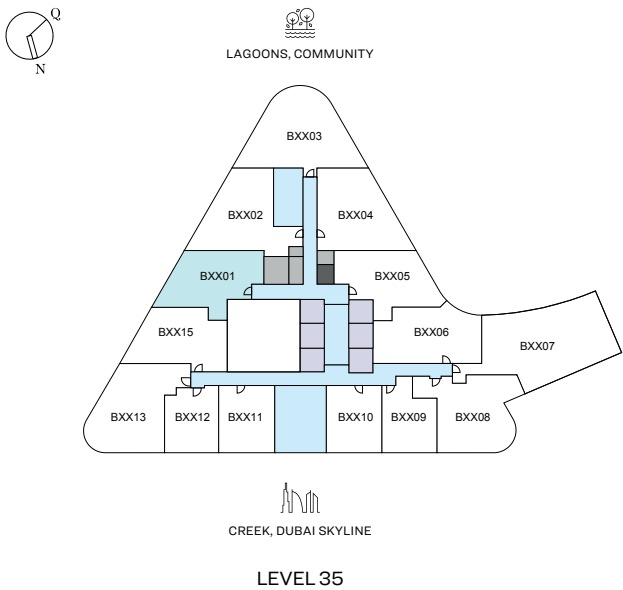
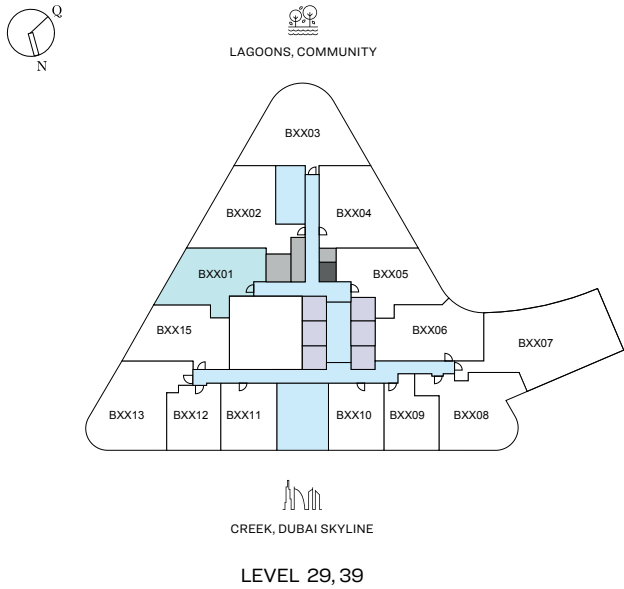
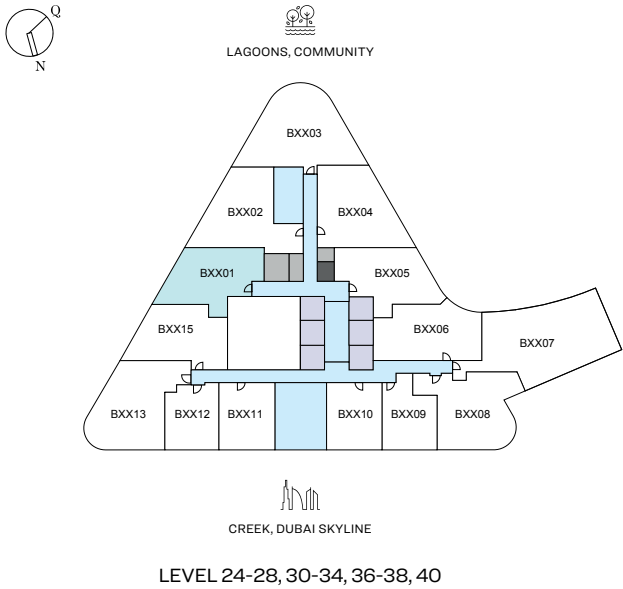
1 BEDROOM APARTMENT

TYPE C (with powder room + balcony) VARIANT 2

TOTAL SALEABLE AREA

SUITE RANGE = 642.82 SQ.FT. - 645.08 SQ.FT.
BALCONY RANGE = 120.45 SQ.FT. - 122.39 SQ.FT.
TOTAL RANGE = 765.21 SQ.FT. - 765.53 SQ.FT.

UNIT



List of unit numbers with this unit plan:

VIEWS

Community

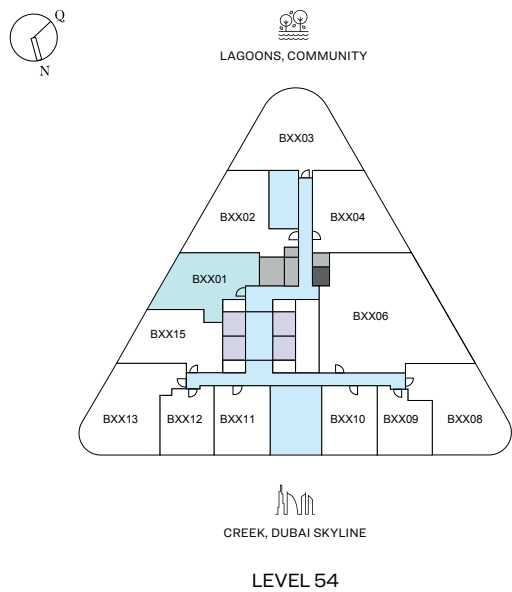
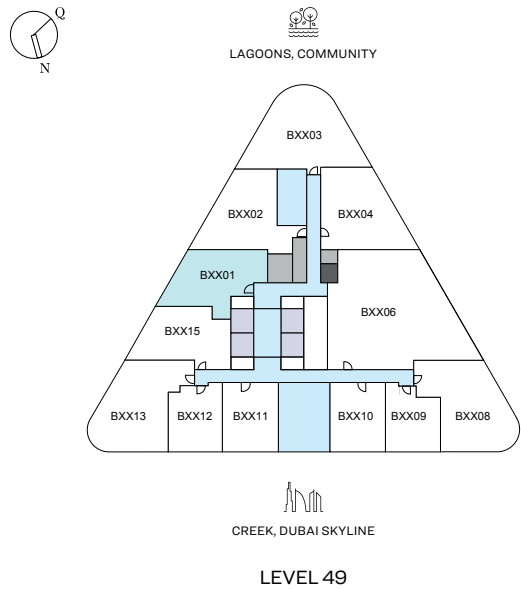
B2401, B2501, B2601, B2701, B2801, B2901, B3001, B3101, B3201, B3301, B3401, B3501, B3601, B3701, B3801, B3901, B4001, B4301, B4401, B4501, B4601, B4701, B4801, B4901, B5001, B5101, B5201, B5301, B5401, B5501, B5601, B5701, B5801, B5901

Disclaimer: 1. All dimensions are in metric, measured to wall finishes. 2. All materials, dimensions & drawings are approximate. 3. Information is subject to change without notice, at developer's absolute discretion. 4. Actual area may vary from the stated area. 5. Drawing are not to scale. 6. All images used are for illustrative purpose only and do not represent the actual size, features, specifications, fittings and furnishings. 7. The developer reserves the right to make revisions/ alterations, at its absolute discretion, without any liability whatsoever.

1 BEDROOM APARTMENT
TYPE C (with powder room + balcony) VARIANT 2

TOTAL SALEABLE AREA
SUITE RANGE = 642.82 SQ.FT. - 645.08 SQ.FT.
BALCONY RANGE = 120.45 SQ.FT. - 122.39 SQ.FT.
TOTAL RANGE = 765.21 SQ.FT. - 765.53 SQ.FT.

UNIT



List of unit numbers with this unit plan:

IEWS

Community
B2401, B2501, B2601, B2701, B2801, B2901, B3001, B3101, B3201, B3301, B3401, B3501, B3601, B3701, B3801, B3901, B4001, B4301, B4401, B4501, B4601, B4701, B4801, B4901, B5001, B5101, B5201, B5301, B5401, B5501, B5601, B5701, B5801, B5901

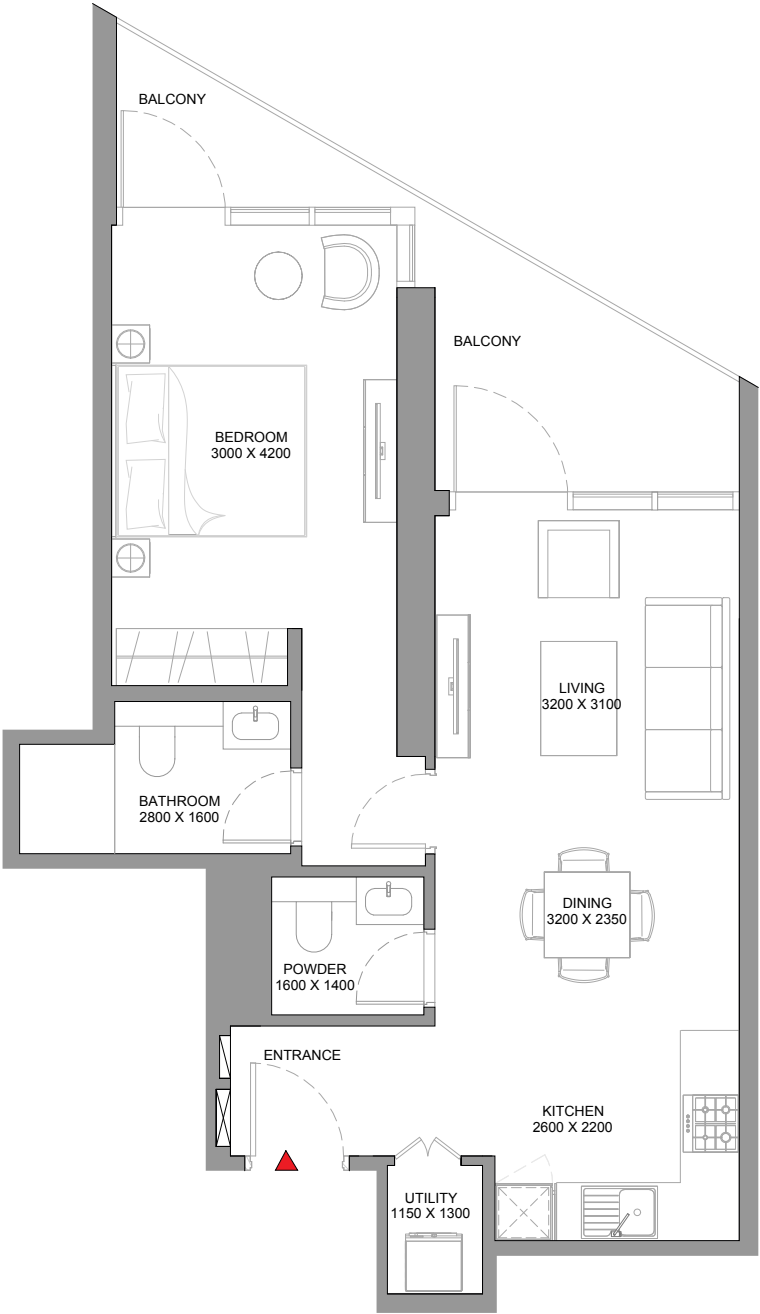
Disclaimer: 1. All dimensions are in metric, measured to wall finishes. 2. All materials, dimensions & drawings are approximate. 3. Information is subject to change without notice, at developer's absolute discretion. 4. Actual area may vary from the stated area. 5. Drawing are not to scale. 6. All images used are for illustrative purpose only and do not represent the actual size, features, specifications, fittings and furnishings. 7. The developer reserves the right to make revisions/ alterations, at its absolute discretion, without any liability whatsoever.

1 BEDROOM APARTMENT

TYPE C (with powder room + balcony) VARIANT 2

TOTAL SALEABLE AREA

SUITE RANGE = 642.82 SQ.FT. - 645.08 SQ.FT.
BALCONY RANGE = 120.45 SQ.FT. - 122.39 SQ.FT.
TOTAL RANGE = 765.21 SQ.FT. - 765.53 SQ.FT.



List of unit numbers with this unit plan:

IEWS

Community

B2401, B2501, B2601, B2701, B2801, B2901, B3001, B3101, B3201, B3301, B3401, B3501, B3601, B3701, B3801, B3901, B4001, B4301, B4401, B4501, B4601, B4701, B4801, B4901, B5001, B5101, B5201, B5301, B5401, B5501, B5601, B5701, B5801, B5901

Disclaimer: 1. All dimensions are in metric, measured to wall finishes. 2. All materials, dimensions & drawings are approximate. 3. Information is subject to change without notice, at developer's absolute discretion. 4. Actual area may vary from the stated area. 5. Drawing are not to scale. 6. All images used are for illustrative purpose only and do not represent the actual size, features, specifications, fittings and furnishings. 7. The developer reserves the right to make revisions/ alterations, at its absolute discretion, without any liability whatsoever.

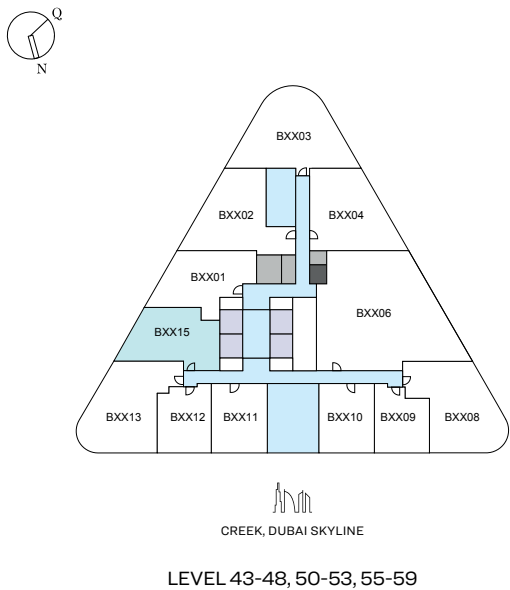
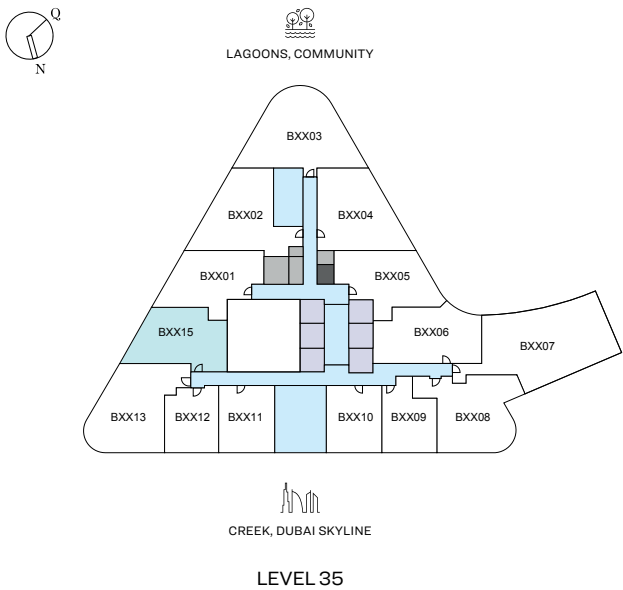
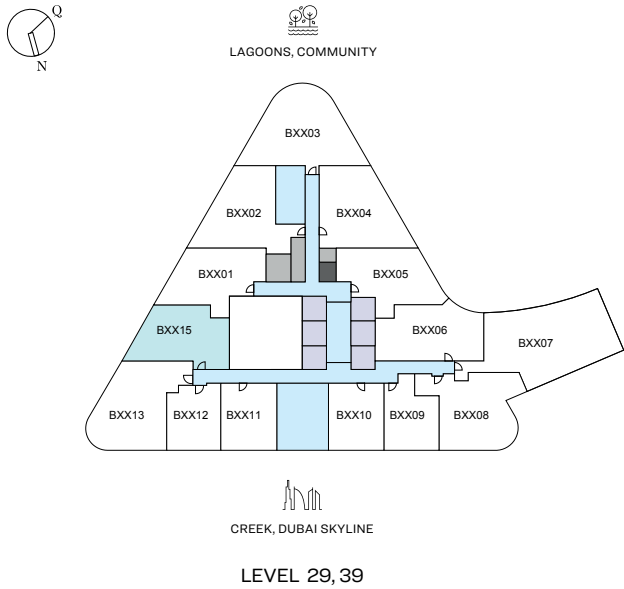
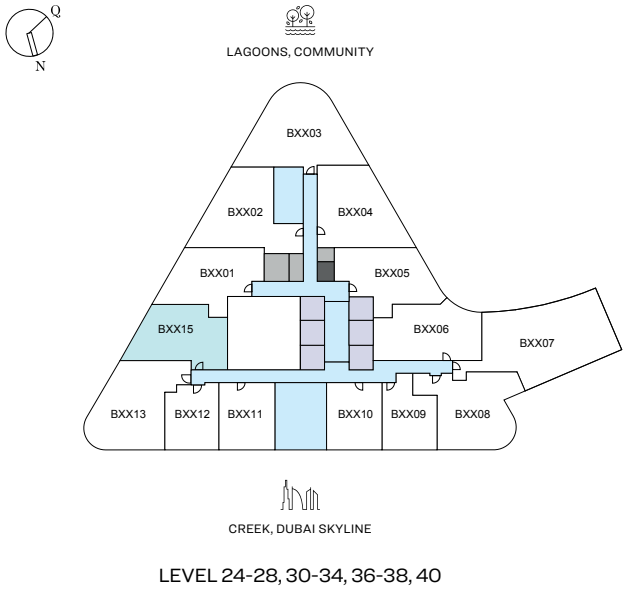
1 BEDROOM APARTMENT

TYPE D (with powder room + balcony)

TOTAL SALEABLE AREA

SUITE RANGE = 672.21 SQ.FT. - 674.36 SQ.FT.
BALCONY RANGE = 125.61 SQ.FT. - 127.66 SQ.FT.
TOTAL RANGE = 799.87 SQ.FT. - 799.97 SQ.FT.

UNIT



List of unit numbers with this unit plan:

VIEWS

Community, Lagoon

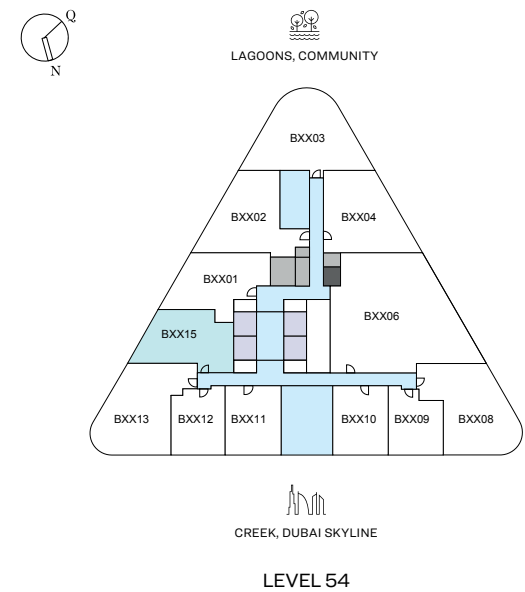
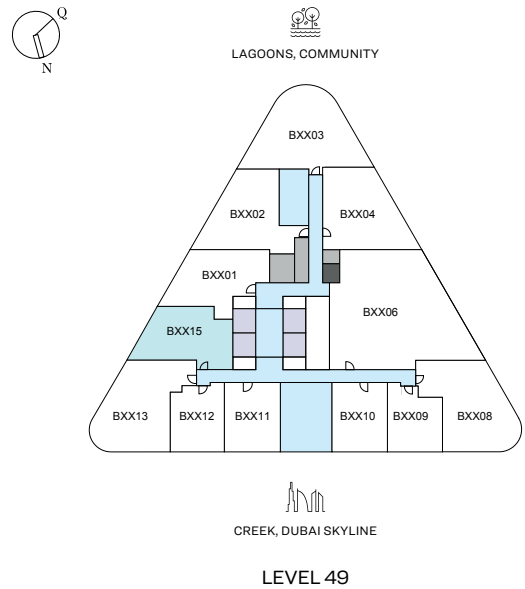
B2415, B2515, B2615, B2715, B2815, B2915, B3015, B3115, B3215, B3315, B3415, B3515, B3615, B3715, B3815, B3915, B4015, B4315, B4415, B4515, B4615, B4715, B4815, B4915, B5015, B5115, B5215, B5315, B5415, B5515, B5615, B5715, B5815, B5915

Disclaimer: 1. All dimensions are in metric, measured to wall finishes. 2. All materials, dimensions & drawings are approximate. 3. Information is subject to change without notice, at developer's absolute discretion. 4. Actual area may vary from the stated area. 5. Drawing are not to scale. 6. All images used are for illustrative purpose only and do not represent the actual size, features, specifications, fittings and furnishings. 7. The developer reserves the right to make revisions/ alterations, at its absolute discretion, without any liability whatsoever.

1 BEDROOM APARTMENT
TYPE D (with powder room + balcony)

TOTAL SALEABLE AREA
SUITE RANGE = 672.21 SQ.FT. - 674.36 SQ.FT.
BALCONY RANGE = 125.61 SQ.FT. - 127.66 SQ.FT.
TOTAL RANGE = 799.87 SQ.FT. - 799.97 SQ.FT.

UNIT



List of unit numbers with this unit plan:

IEWS

Community, Lagoon

B2415, B2515, B2615, B2715, B2815, B2915, B3015, B3115, B3215, B3315, B3415, B3515, B3615, B3715, B3815, B3915, B4015, B4315, B4415, B4515, B4615, B4715, B4815, B4915, B5015, B5115, B5215, B5315, B5415, B5515, B5615, B5715, B5815, B5915

Disclaimer: 1. All dimensions are in metric, measured to wall finishes. 2. All materials, dimensions & drawings are approximate. 3. Information is subject to change without notice, at developer's absolute discretion. 4. Actual area may vary from the stated area. 5. Drawing are not to scale. 6. All images used are for illustrative purpose only and do not represent the actual size, features, specifications, fittings and furnishings. 7. The developer reserves the right to make revisions/ alterations, at its absolute discretion, without any liability whatsoever.

1 BEDROOM APARTMENT
TYPE D (with powder room + balcony)

TOTAL SALEABLE AREA
SUITE RANGE = 672.21 SQ.FT. - 674.36 SQ.FT.
BALCONY RANGE = 125.61 SQ.FT. - 127.66 SQ.FT.
TOTAL RANGE = 799.87 SQ.FT. - 799.97 SQ.FT.



List of unit numbers with this unit plan:

IEWS

Community, Lagoon

B2415, B2515, B2615, B2715, B2815, B2915, B3015, B3115, B3215, B3315, B3415, B3515, B3615, B3715, B3815, B3915, B4015, B4315, B4415, B4515, B4615, B4715, B4815, B4915, B5015, B5115, B5215, B5315, B5415, B5515, B5615, B5715, B5815, B5915

Disclaimer: 1. All dimensions are in metric, measured to wall finishes. 2. All materials, dimensions & drawings are approximate. 3. Information is subject to change without notice, at developer's absolute discretion. 4. Actual area may vary from the stated area. 5. Drawing are not to scale. 6. All images used are for illustrative purpose only and do not represent the actual size, features, specifications, fittings and furnishings. 7. The developer reserves the right to make revisions/ alterations, at its absolute discretion, without any liability whatsoever.

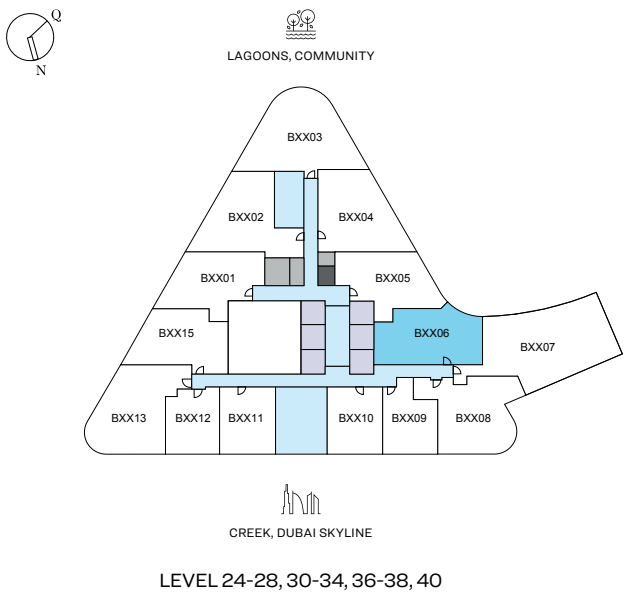
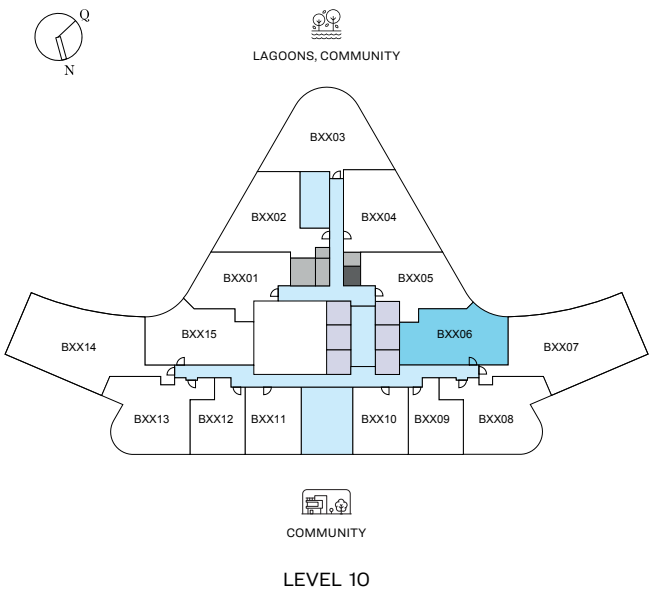
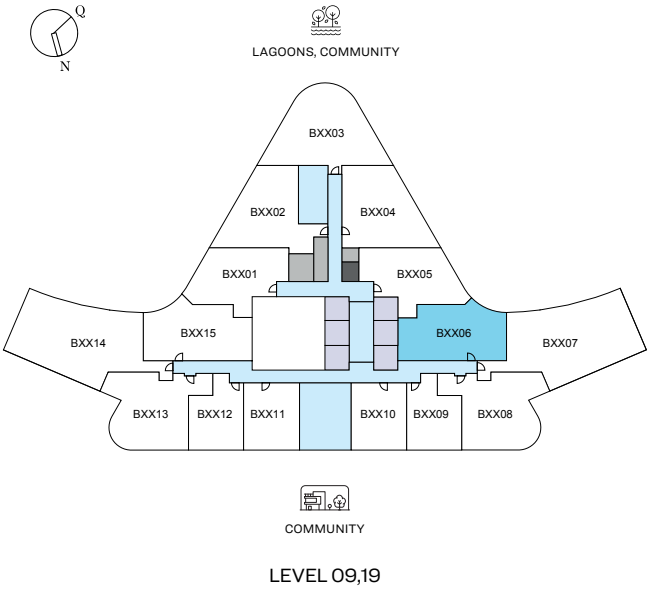
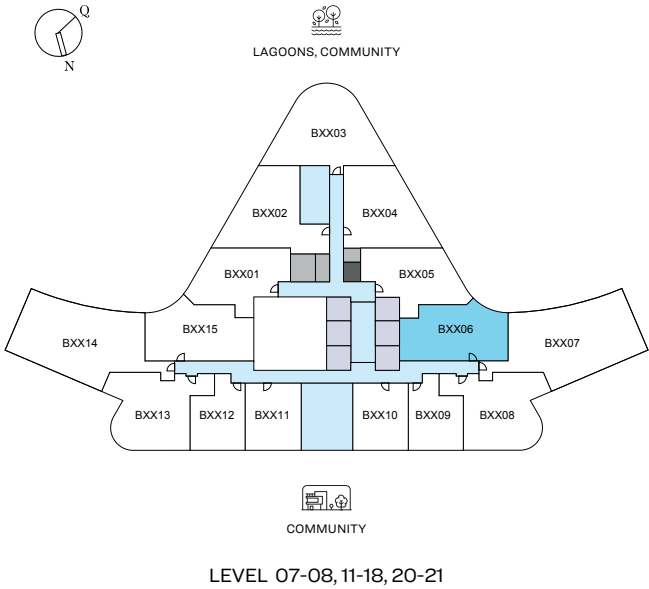
1.5 BEDROOM APARTMENT

TYPE A (with study room and powder + balcony)

TOTAL SALEABLE AREA

SUITE RANGE = 745.08 SQ.FT. - 751.64 SQ.FT.
BALCONY RANGE = 146.39 SQ.FT. - 148.97 SQ.FT.
TOTAL RANGE = 891.47 SQ.FT. - 900.61 SQ.FT.

UNIT



List of unit numbers with this unit plan:

VIEWS

Amenities, Lagoon
B706, B806, B906, B1006

Community, Lagoon
B1106, B1206, B1306, B1406, B1506, B1606, B1706, B1806, B1906, B2006, B2106, B2406, B2506, B2606, B2706, B2806, B2906, B3006, B3106, B3206, B3306, B3406, B3506, B3606, B3706, B3806, B3906, B4006

Disclaimer: 1. All dimensions are in metric, measured to wall finishes. 2. All materials, dimensions & drawings are approximate. 3. Information is subject to change without notice, at developer's absolute discretion. 4. Actual area may vary from the stated area. 5. Drawing are not to scale. 6. All images used are for illustrative purpose only and do not represent the actual size, features, specifications, fittings and furnishings. 7. The developer reserves the right to make revisions/ alterations, at its absolute discretion, without any liability whatsoever.

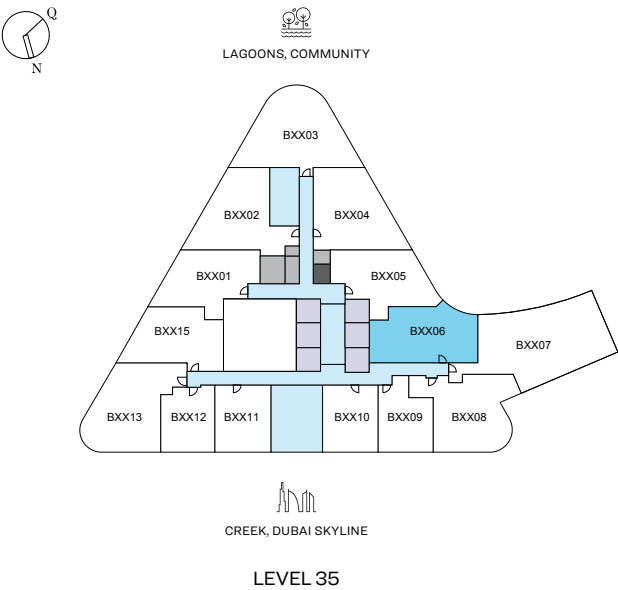
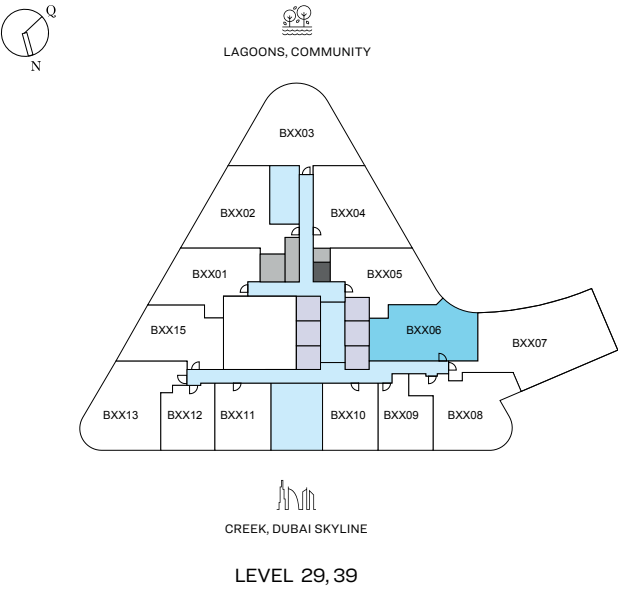
1.5 BEDROOM APARTMENT

TYPE A (with study room and powder + balcony)

TOTAL SALEABLE AREA

SUITE RANGE = 745.08 SQ.FT. - 751.64 SQ.FT.
BALCONY RANGE = 146.39 SQ.FT. - 148.97 SQ.FT.
TOTAL RANGE = 891.47 SQ.FT. - 900.61 SQ.FT.

UNIT



List of unit numbers with this unit plan:

VIEWS

Amenities, Lagoon
B706, B806, B906, B1006

Community, Lagoon
B1106, B1206, B1306, B1406, B1506, B1606, B1706, B1806, B1906, B2006, B2106, B2406, B2506, B2606, B2706, B2806, B2906, B3006, B3106, B3206, B3306, B3406, B3506, B3606, B3706, B3806, B3906, B4006

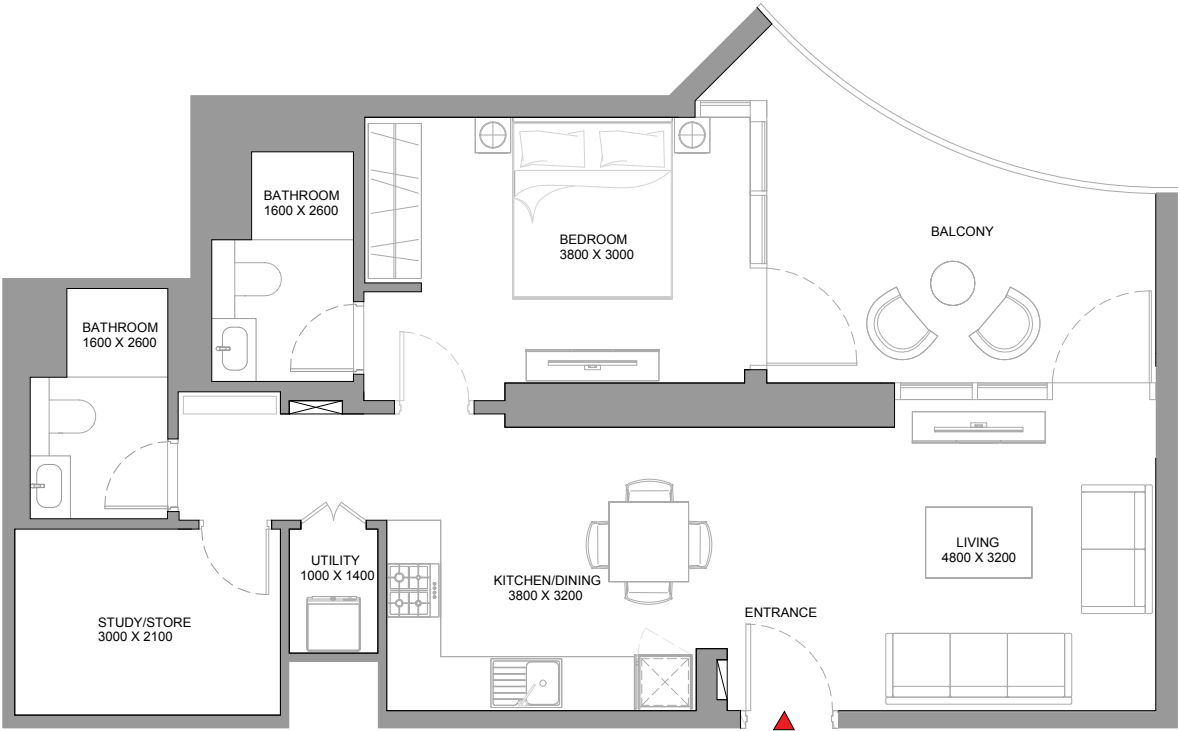
Disclaimer: 1. All dimensions are in metric, measured to wall finishes. 2. All materials, dimensions & drawings are approximate. 3. Information is subject to change without notice, at developer's absolute discretion. 4. Actual area may vary from the stated area. 5. Drawing are not to scale. 6. All images used are for illustrative purpose only and do not represent the actual size, features, specifications, fittings and furnishings. 7. The developer reserves the right to make revisions/ alterations, at its absolute discretion, without any liability whatsoever.

1.5 BEDROOM APARTMENT

TYPE A (with study room and powder + balcony)

TOTAL SALEABLE AREA

SUITE RANGE = 745.08 SQ.FT. - 751.64 SQ.FT.
BALCONY RANGE = 146.39 SQ.FT. - 148.97 SQ.FT.
TOTAL RANGE = 891.47 SQ.FT. - 900.61 SQ.FT.



List of unit numbers with this unit plan:

VIEWS

Amenities, Lagoon
B706, B806, B906, B1006

Community, Lagoon
B1106, B1206, B1306, B1406, B1506, B1606, B1706, B1806, B1906, B2006, B2106, B2406, B2506, B2606, B2706, B2806, B2906, B3006, B3106, B3206, B3306, B3406, B3506, B3606, B3706, B3806, B3906, B4006

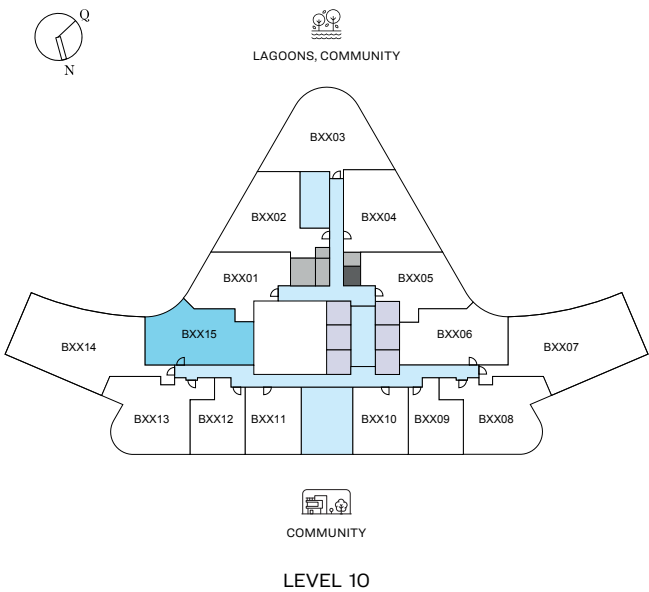
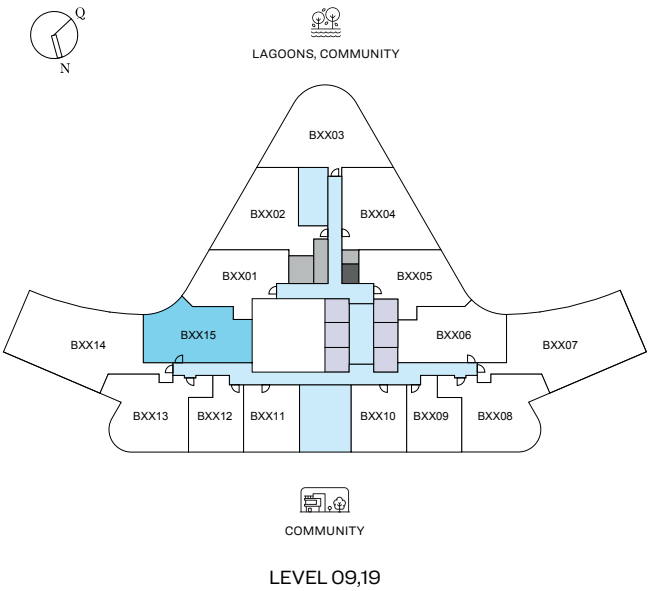
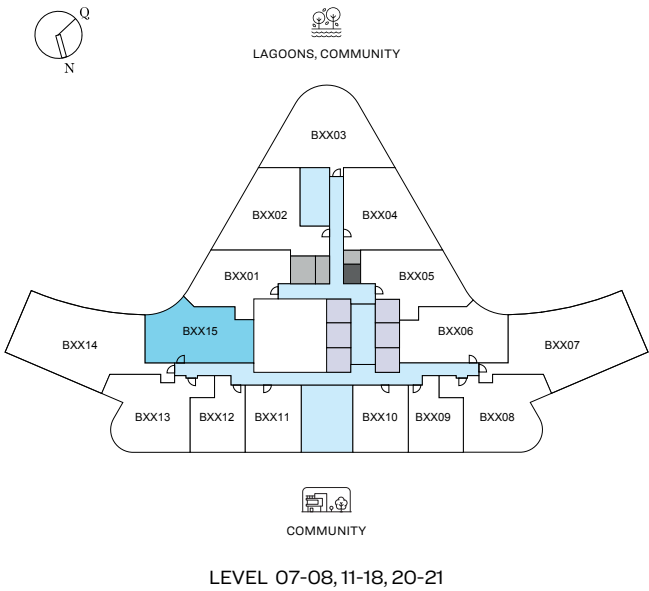


Disclaimer: 1. All dimensions are in metric, measured to wall finishes. 2. All materials, dimensions & drawings are approximate. 3. Information is subject to change without notice, at developer's absolute discretion. 4. Actual area may vary from the stated area. 5. Drawing are not to scale. 6. All images used are for illustrative purpose only and do not represent the actual size, features, specifications, fittings and furnishings. 7. The developer reserves the right to make revisions/ alterations, at its absolute discretion, without any liability whatsoever.

1.5 BEDROOM APARTMENT
TYPE A (with study room and powder + balcony) VARIANT 1

TOTAL SALEABLE AREA
SUITE RANGE = 745.08 SQ.FT. - 751.64 SQ.FT.
BALCONY RANGE = 146.39 SQ.FT. - 148.86 SQ.FT.
TOTAL RANGE = 891.47 SQ.FT. - 900.50 SQ.FT.

UNIT



List of unit numbers with this unit plan:

VIEWS

Amenities, Lagoon
B715, B815, B915, B1015

Community, Lagoon
B1115, B1215, B1315, B1415, B1515, B1615, B1715, B1815, B1915, B2015, B2115

Disclaimer: 1. All dimensions are in metric, measured to wall finishes. 2. All materials, dimensions & drawings are approximate. 3. Information is subject to change without notice, at developer's absolute discretion. 4. Actual area may vary from the stated area. 5. Drawing are not to scale. 6. All images used are for illustrative purpose only and do not represent the actual size, features, specifications, fittings and furnishings. 7. The developer reserves the right to make revisions/ alterations, at its absolute discretion, without any liability whatsoever.

1.5 BEDROOM APARTMENT

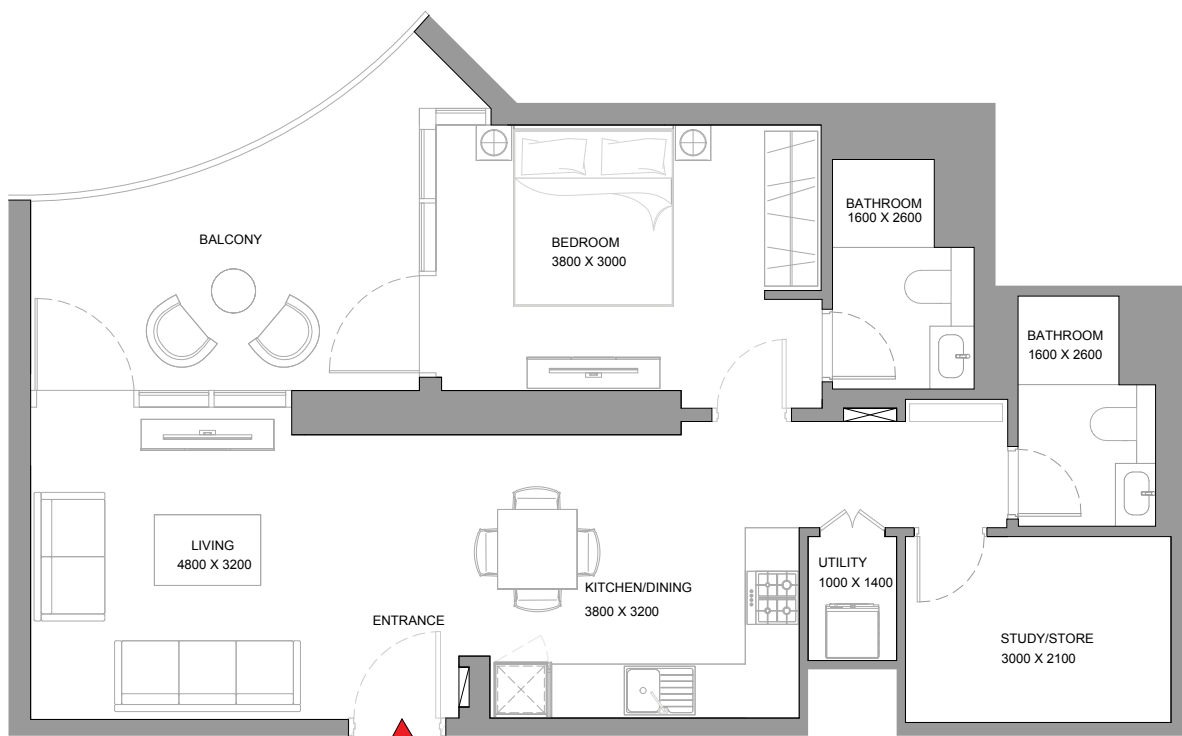
TYPE A (with study room and powder + balcony) VARIANT 1

TOTAL SALEABLE AREA

SUITE RANGE = 745.08 SQ.FT. - 751.64 SQ.FT.

BALCONY RANGE = 146.39 SQ.FT. - 148.86 SQ.FT.

TOTAL RANGE = 891.47 SQ.FT. - 900.50 SQ.FT.



List of unit numbers with this unit plan:

VIEWS

Amenities, Lagoon

B715, B815, B915, B1015

Community, Lagoon

B1115, B1215, B1315, B1415, B1515, B1615, B1715, B1815, B1915, B2015, B2115

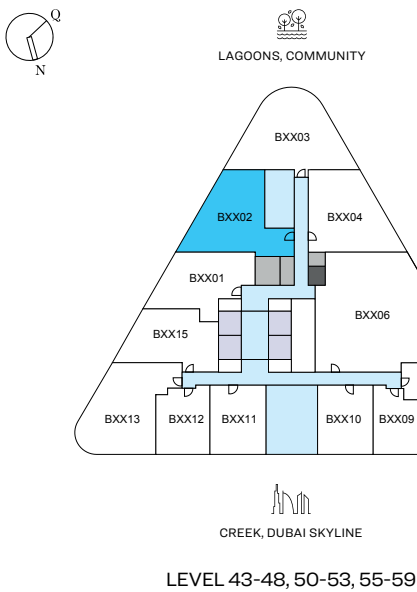
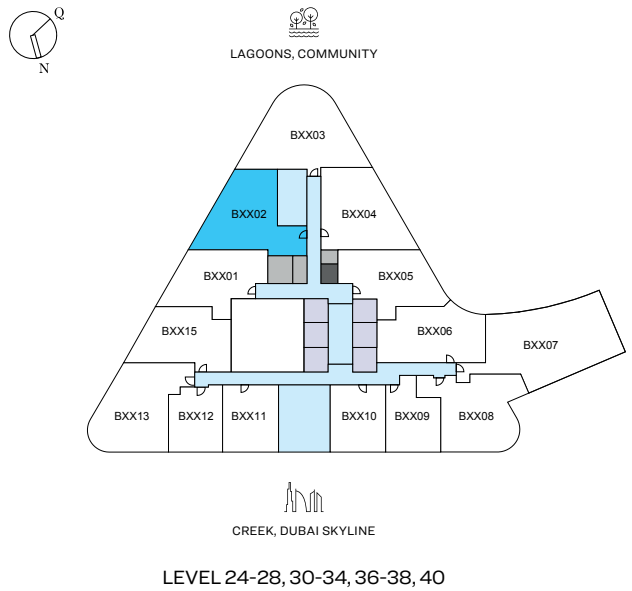
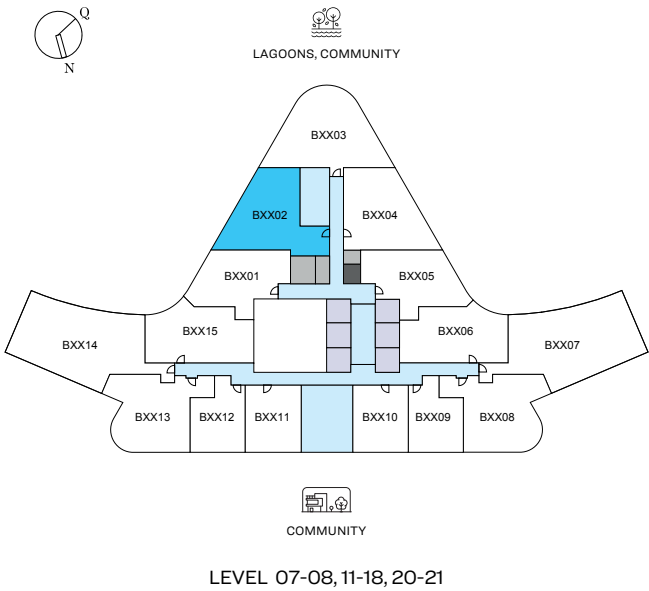


Disclaimer: 1. All dimensions are in metric, measured to wall finishes. 2. All materials, dimensions & drawings are approximate. 3. Information is subject to change without notice, at developer's absolute discretion. 4. Actual area may vary from the stated area. 5. Drawing are not to scale. 6. All images used are for illustrative purpose only and do not represent the actual size, features, specifications, fittings and furnishings. 7. The developer reserves the right to make revisions/ alterations, at its absolute discretion, without any liability whatsoever.

2 BEDROOM APARTMENT
TYPE A (with store room and shared powder + balcony)

TOTAL SALEABLE AREA
SUITE RANGE = 849.60 SQ.FT. - 854.22 SQ.FT.
BALCONY RANGE = 123.03 SQ.FT. - 126.37 SQ.FT.
TOTAL RANGE = 975.97 SQ.FT. - 977.25 SQ.FT.

UNIT



List of unit numbers with this unit plan:

VIEWS

Amenities
B702, B802

Community
B1102, B1202, B1302, B1402, B1502, B1602, B1702, B1802, B2002, B2102, B2402, B2502, B2602, B2702, B2802, B3002, B3102, B3202, B3302, B3402, B3602, B3702, B3802, B4002, B4302, B4402, B4502, B4602, B4702, B4802, B5002, B5102, B5202, B5302, B5502, B5602, B5702, B5802, B5902

Disclaimer: 1. All dimensions are in metric, measured to wall finishes. 2. All materials, dimensions & drawings are approximate. 3. Information is subject to change without notice, at developer's absolute discretion. 4. Actual area may vary from the stated area. 5. Drawing are not to scale. 6. All images used are for illustrative purpose only and do not represent the actual size, features, specifications, fittings and furnishings. 7. The developer reserves the right to make revisions/ alterations, at its absolute discretion, without any liability whatsoever.

2 BEDROOM APARTMENT

TYPE A (with store room and shared powder + balcony)

TOTAL SALEABLE AREA

SUITE RANGE = 849.60 SQ.FT. - 854.22 SQ.FT.

BALCONY RANGE = 123.03 SQ.FT. - 126.37 SQ.FT.

TOTAL RANGE = 975.97 SQ.FT. - 977.25 SQ.FT.



List of unit numbers with this unit plan:

VIEWS

Amenities

B702, B802

Community

B1102, B1202, B1302, B1402, B1502, B1602, B1702, B1802, B2002, B2102, B2402, B2502, B2602, B2702, B2802, B3002, B3102, B3202, B3302, B3402, B3602, B3702, B3802, B4002, B4302, B4402, B4502, B4602, B4702, B4802, B5002, B5102, B5202, B5302, B5502, B5602, B5702, B5802, B5902

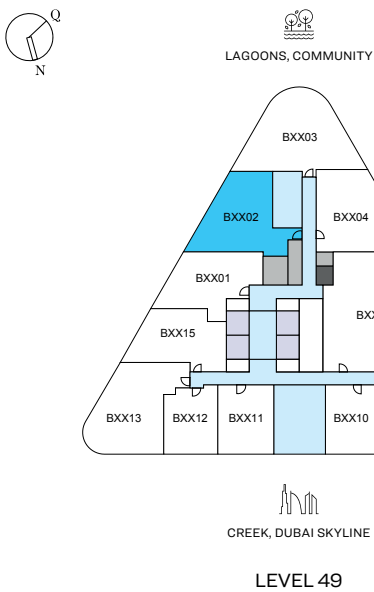
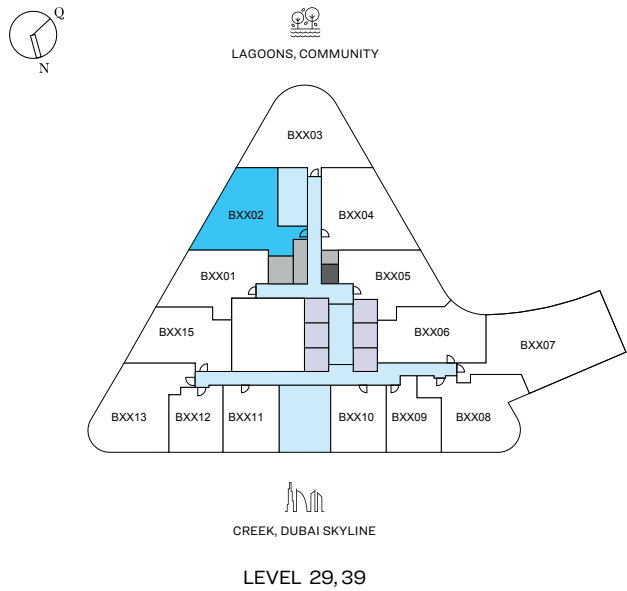
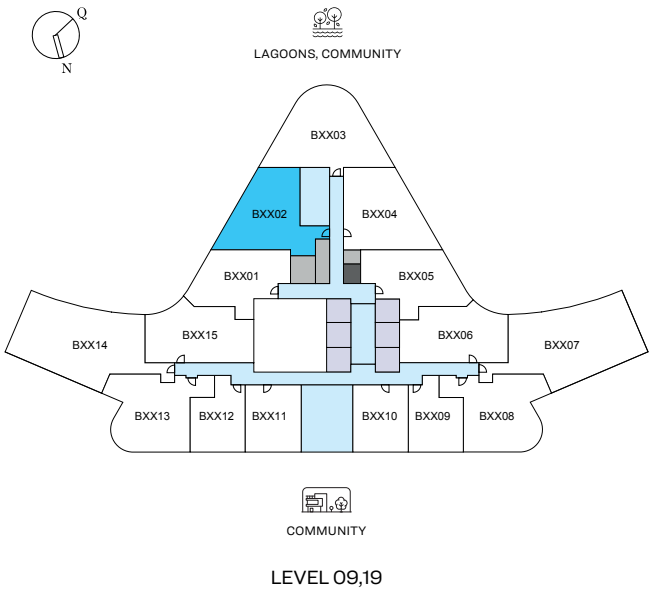


Disclaimer: 1. All dimensions are in metric, measured to wall finishes. 2. All materials, dimensions & drawings are approximate. 3. Information is subject to change without notice, at developer's absolute discretion. 4. Actual area may vary from the stated area. 5. Drawing are not to scale. 6. All images used are for illustrative purpose only and do not represent the actual size, features, specifications, fittings and furnishings. 7. The developer reserves the right to make revisions/ alterations, at its absolute discretion, without any liability whatsoever.

2 BEDROOM APARTMENT
TYPE A (with shared powder + balcony) VARIANT 1

TOTAL SALEABLE AREA
SUITE = 812.24 SQ.FT.
BALCONY = 126.37 SQ.FT.
TOTAL = 938.61 SQ.FT.

UNIT



List of unit numbers with this unit plan:

VIEWS

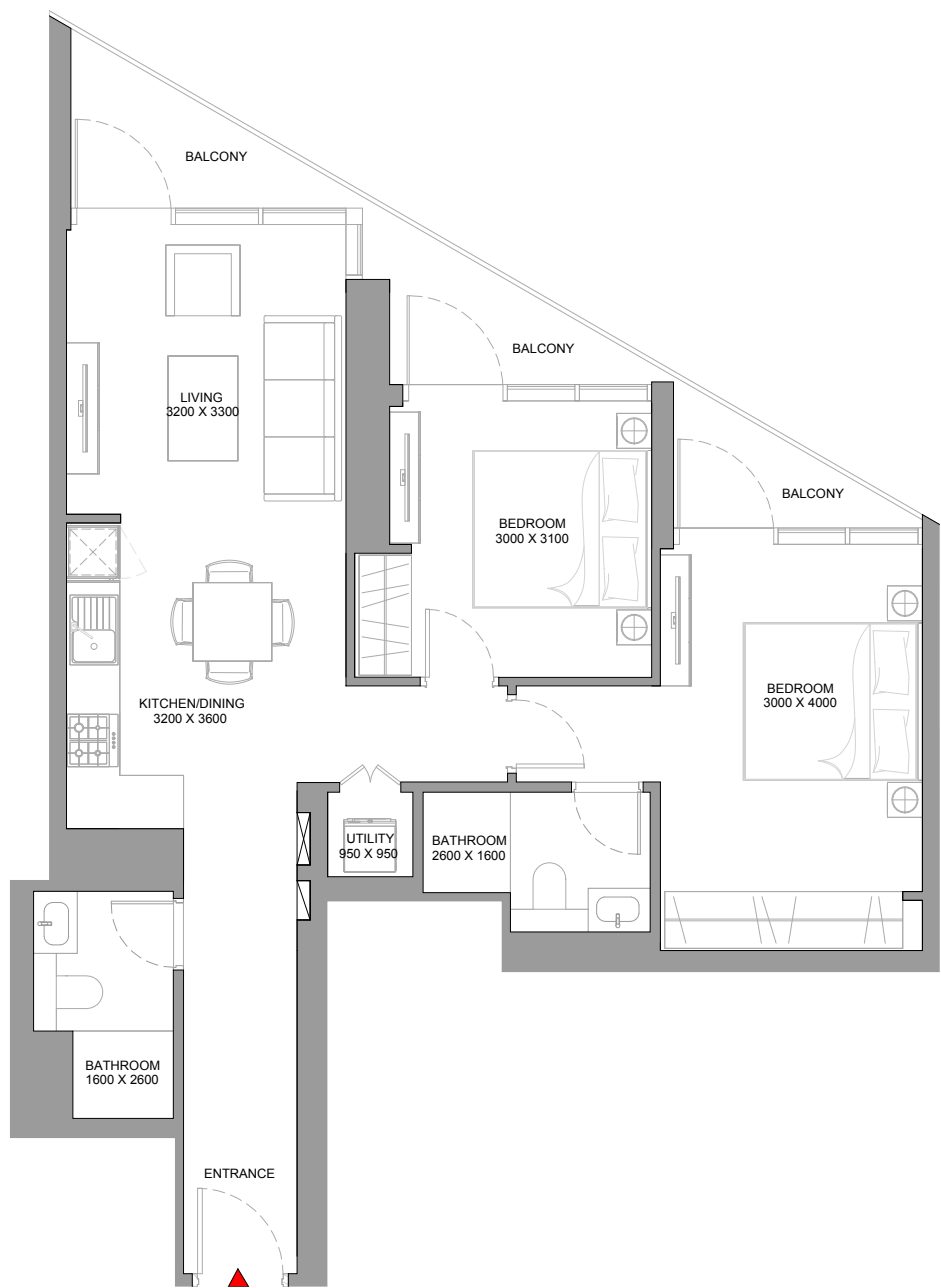
Amenities
B902

Community
B1902, B2902, B3902, B4902

Disclaimer: 1. All dimensions are in metric, measured to wall finishes. 2. All materials, dimensions & drawings are approximate. 3. Information is subject to change without notice, at developer's absolute discretion. 4. Actual area may vary from the stated area. 5. Drawing are not to scale. 6. All images used are for illustrative purpose only and do not represent the actual size, features, specifications, fittings and furnishings. 7. The developer reserves the right to make revisions/ alterations, at its absolute discretion, without any liability whatsoever.

2 BEDROOM APARTMENT
TYPE A (with shared powder + balcony) VARIANT 1

TOTAL SALEABLE AREA
SUITE = 812.24 SQ.FT.
BALCONY = 126.37 SQ.FT.
TOTAL = 938.61 SQ.FT.



List of unit numbers with this unit plan:

VIEWS

Amenities
B902

Community
B1902, B2902, B3902, B4902

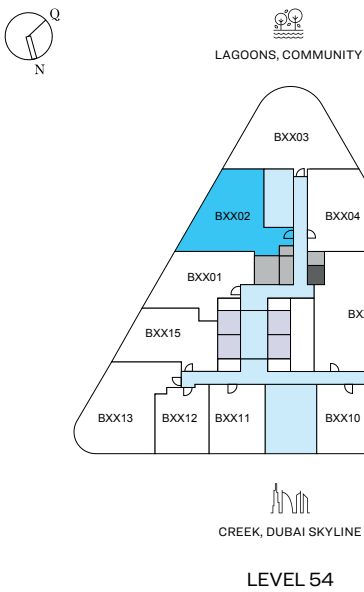
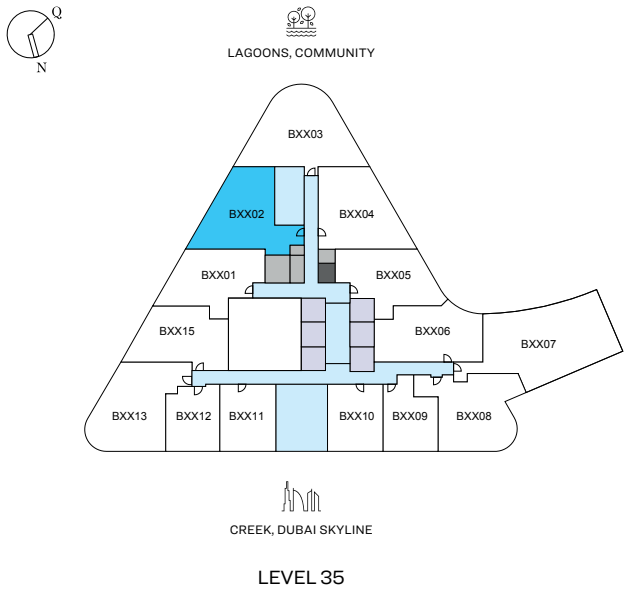
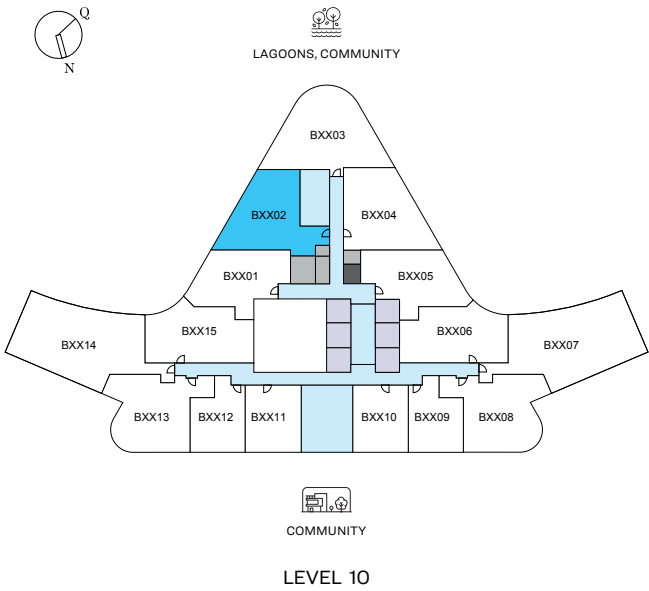


Disclaimer: 1. All dimensions are in metric, measured to wall finishes. 2. All materials, dimensions & drawings are approximate. 3. Information is subject to change without notice, at developer's absolute discretion. 4. Actual area may vary from the stated area. 5. Drawing are not to scale. 6. All images used are for illustrative purpose only and do not represent the actual size, features, specifications, fittings and furnishings. 7. The developer reserves the right to make revisions/ alterations, at its absolute discretion, without any liability whatsoever.

2 BEDROOM APARTMENT
TYPE A (with sstore room and shared powder + balcony) VARIANT 2

TOTAL SALEABLE AREA
SUITE = 826.02 SQ.FT.
BALCONY = 126.37 SQ.FT.
TOTAL = 952.39 SQ.FT.

UNIT



List of unit numbers with this unit plan:

VIEWS

Amenities
B1002

Community
B3502, B5402

Disclaimer: 1. All dimensions are in metric, measured to wall finishes. 2. All materials, dimensions & drawings are approximate. 3. Information is subject to change without notice, at developer's absolute discretion. 4. Actual area may vary from the stated area. 5. Drawing are not to scale. 6. All images used are for illustrative purpose only and do not represent the actual size, features, specifications, fittings and furnishings. 7. The developer reserves the right to make revisions/ alterations, at its absolute discretion, without any liability whatsoever.

2 BEDROOM APARTMENT

TYPE A (with sstore room and shared powder + balcony) VARIANT 2

TOTAL SALEABLE AREA

SUITE = 826.02 SQ.FT.
BALCONY = 126.37 SQ.FT.
TOTAL = 952.39 SQ.FT.



List of unit numbers with this unit plan:

VIEWS

Amenities
B1002

Community
B3502, B5402



Disclaimer: 1. All dimensions are in metric, measured to wall finishes. 2. All materials, dimensions & drawings are approximate. 3. Information is subject to change without notice, at developer's absolute discretion. 4. Actual area may vary from the stated area. 5. Drawing are not to scale. 6. All images used are for illustrative purpose only and do not represent the actual size, features, specifications, fittings and furnishings. 7. The developer reserves the right to make revisions/ alterations, at its absolute discretion, without any liability whatsoever.

2 BEDROOM APARTMENT

TYPE B (with shared powder + balcony)

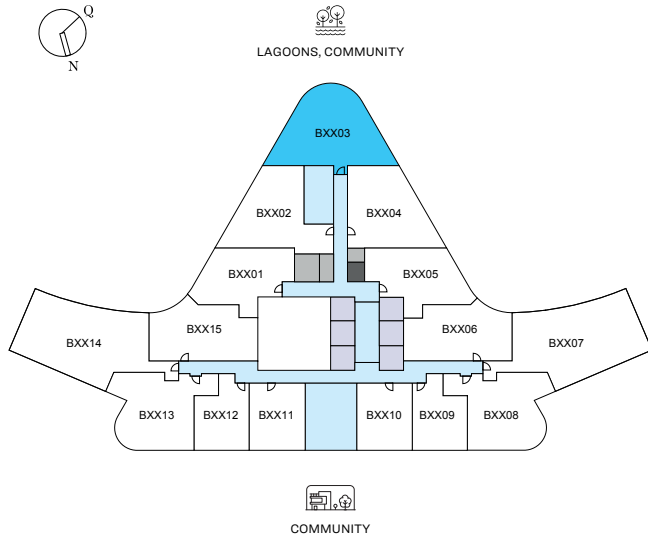
TOTAL SALEABLE AREA

SUITE RANGE = 1040.01 SQ.FT. - 1044.21 SQ.FT.

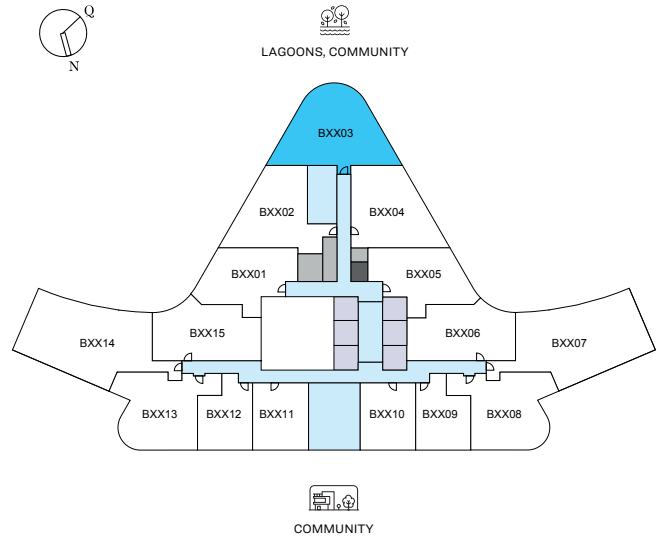
BALCONY RANGE = 84.39 SQ.FT. - 86.65 SQ.FT.

TOTAL RANGE = 1126.66 SQ.FT. - 1128.60 SQ.FT.

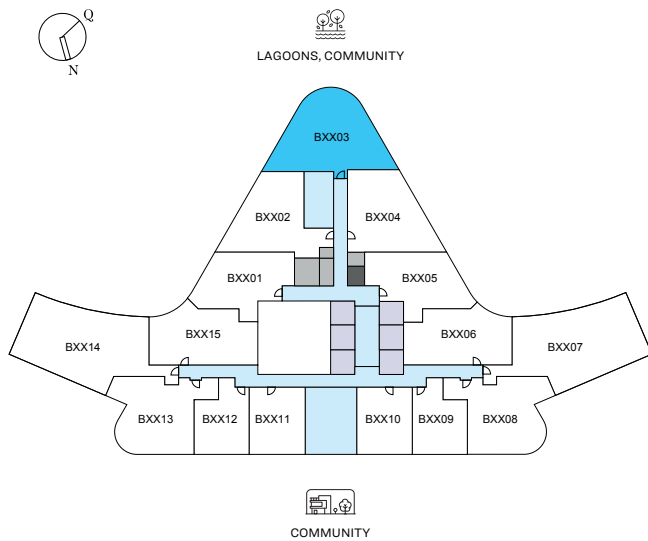
UNIT



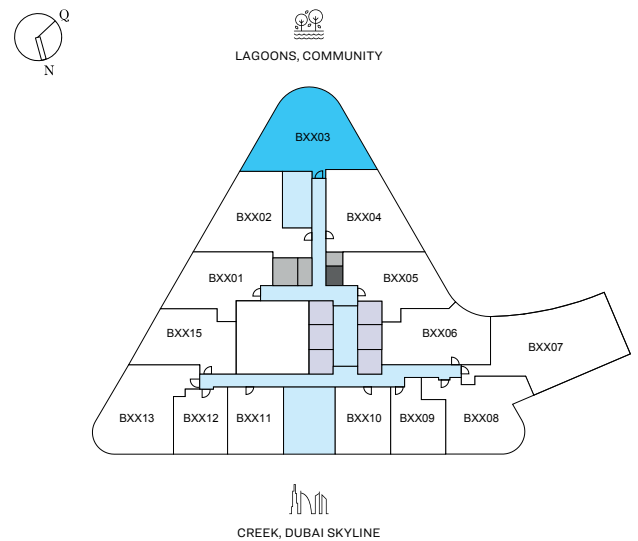
LEVEL 07-08, 11-18, 20-21



LEVEL 09, 19



LEVEL 10



LEVEL 24-28, 30-34, 36-38, 40

List of unit numbers with this unit plan:

VIEWS

180 degrees view (Amenities, Lagoon)

B803, B903, B1003

180 degrees view (Community, Lagoon)

B1103, B1203, B1303, B1403, B1503, B1603, B1703, B1803, B1903, B2003, B2103, B2403, B2503, B2603, B2703, B2803, B2903, B3003, B3103, B3203, B3303, B3403, B3503, B3603, B3703, B3803, B3903, B4003, B4303, B4403, B4503, B4603, B4703, B4803, B4903, B5003, B5103, B5203, B5303, B5403, B5503, B5603, B5703, B5803, B5903

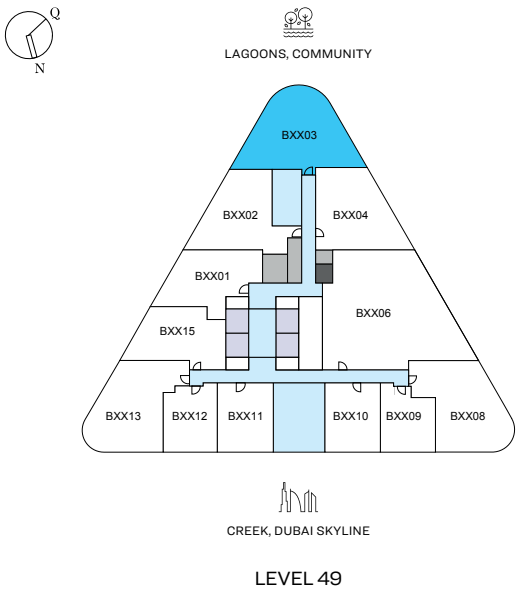
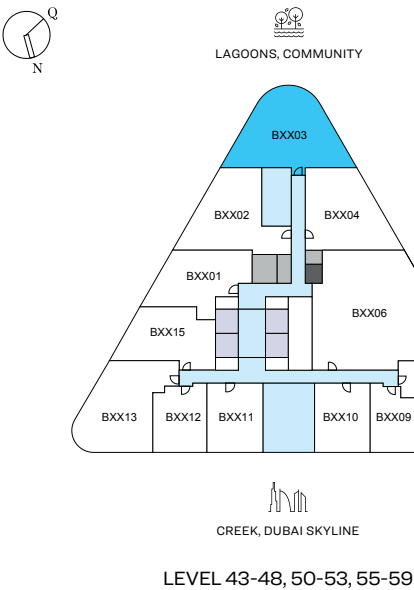
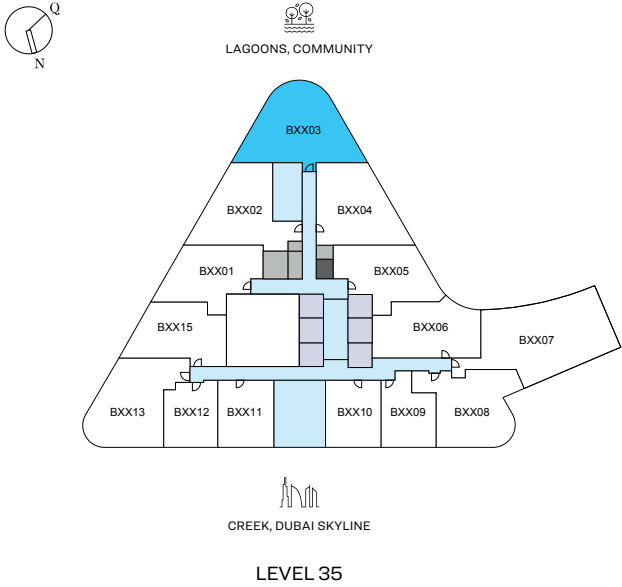
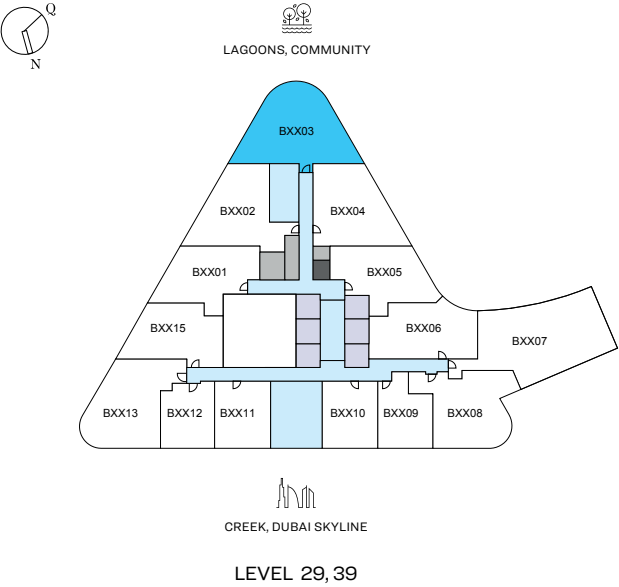
2 BEDROOM APARTMENT

TYPE B (with shared powder + balcony)

TOTAL SALEABLE AREA

SUITE RANGE = 1040.01 SQ.FT. - 1044.21 SQ.FT.
BALCONY RANGE = 84.39 SQ.FT. - 86.65 SQ.FT.
TOTAL RANGE = 1126.66 SQ.FT. - 1128.60 SQ.FT.

UNIT



List of unit numbers with this unit plan:

VIEWS

180 degrees view (Amenities, Lagoon)
B803, B903, B1003

180 degrees view (Community, Lagoon)
B1103, B1203, B1303, B1403, B1503, B1603, B1703, B1803, B1903, B2003, B2103, B2403, B2503, B2603, B2703, B2803, B2903, B3003, B3103, B3203, B3303, B3403, B3503, B3603, B3703, B3803, B3903, B4003, B4303, B4403, B4503, B4603, B4703, B4803, B4903, B5003, B5103, B5203, B5303, B5403, B5503, B5603, B5703, B5803, B5903

Disclaimer: 1. All dimensions are in metric, measured to wall finishes. 2. All materials, dimensions & drawings are approximate. 3. Information is subject to change without notice, at developer's absolute discretion. 4. Actual area may vary from the stated area. 5. Drawing are not to scale. 6. All images used are for illustrative purpose only and do not represent the actual size, features, specifications, fittings and furnishings. 7. The developer reserves the right to make revisions/ alterations, at its absolute discretion, without any liability whatsoever.

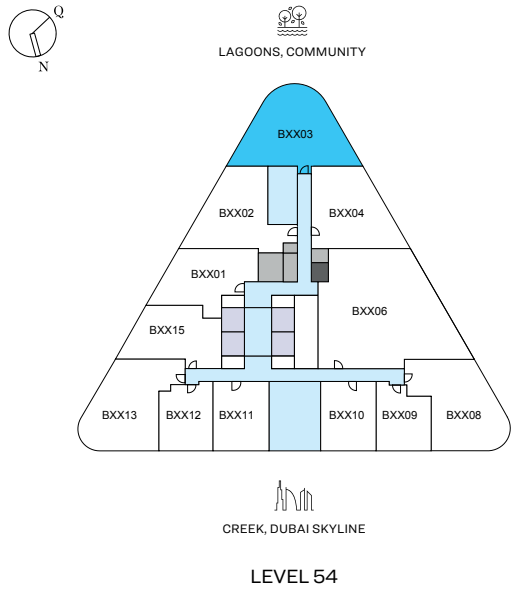
2 BEDROOM APARTMENT

TYPE B (with shared powder + balcony)

TOTAL SALEABLE AREA

SUITE RANGE = 1040.01 SQ.FT. - 1044.21 SQ.FT.
BALCONY RANGE = 84.39 SQ.FT. - 86.65 SQ.FT.
TOTAL RANGE = 1126.66 SQ.FT. - 1128.60 SQ.FT.

UNIT



List of unit numbers with this unit plan:

VIEWS

180 degrees view (Amenities, Lagoon)
B803, B903, B1003

180 degrees view (Community, Lagoon)
B1103, B1203, B1303, B1403, B1503, B1603, B1703, B1803, B1903, B2003, B2103, B2403, B2503, B2603, B2703, B2803, B2903, B3003, B3103, B3203, B3303, B3403, B3503, B3603, B3703, B3803, B3903, B4003, B4303, B4403, B4503, B4603, B4703, B4803, B4903, B5003, B5103, B5203, B5303, B5403, B5503, B5603, B5703, B5803, B5903

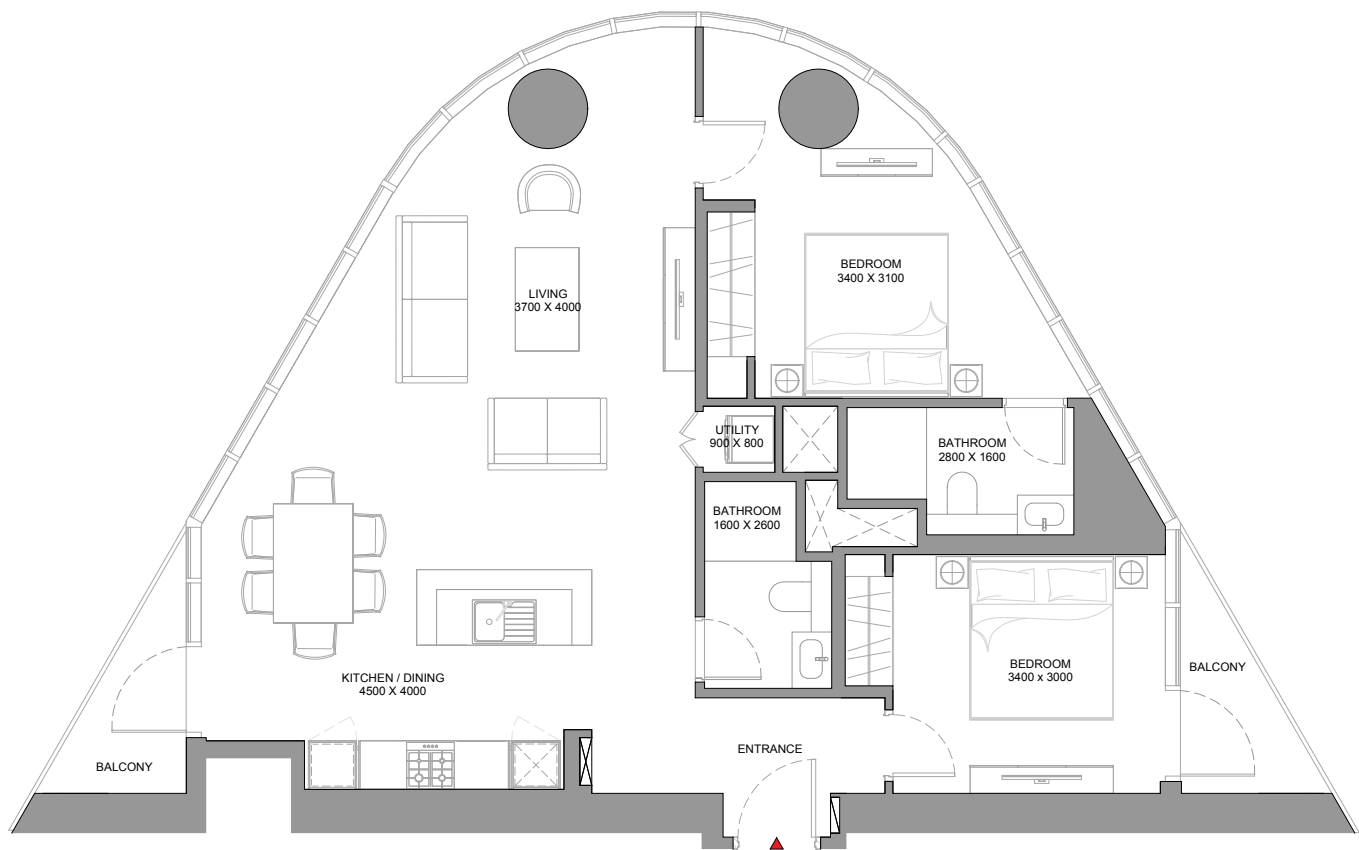
Disclaimer: 1. All dimensions are in metric, measured to wall finishes. 2. All materials, dimensions & drawings are approximate. 3. Information is subject to change without notice, at developer's absolute discretion. 4. Actual area may vary from the stated area. 5. Drawing are not to scale. 6. All images used are for illustrative purpose only and do not represent the actual size, features, specifications, fittings and furnishings. 7. The developer reserves the right to make revisions/ alterations, at its absolute discretion, without any liability whatsoever.

2 BEDROOM APARTMENT

TYPE B (with shared powder + balcony)

TOTAL SALEABLE AREA

SUITE RANGE = 1040.01 SQ.FT. - 1044.21 SQ.FT.
BALCONY RANGE = 84.39 SQ.FT. - 86.65 SQ.FT.
TOTAL RANGE = 1126.66 SQ.FT. - 1128.60 SQ.FT.



List of unit numbers with this unit plan:

VEWS

180 degrees view (Amenities, Lagoon)
B803, B903, B1003

180 degrees view (Community, Lagoon)
B1103, B1203, B1303, B1403, B1503, B1603, B1703, B1803, B1903, B2003, B2103, B2403, B2503, B2603, B2703, B2803, B2903, B3003, B3103, B3203, B3303, B3403, B3503, B3603, B3703, B3803, B3903, B4003, B4303, B4403, B4503, B4603, B4703, B4803, B4903, B5003, B5103, B5203, B5303, B5403, B5503, B5603, B5703, B5803, B5903



Disclaimer: 1. All dimensions are in metric, measured to wall finishes. 2. All materials, dimensions & drawings are approximate. 3. Information is subject to change without notice, at developer's absolute discretion. 4. Actual area may vary from the stated area. 5. Drawing are not to scale. 6. All images used are for illustrative purpose only and do not represent the actual size, features, specifications, fittings and furnishings. 7. The developer reserves the right to make revisions/ alterations, at its absolute discretion, without any liability whatsoever.

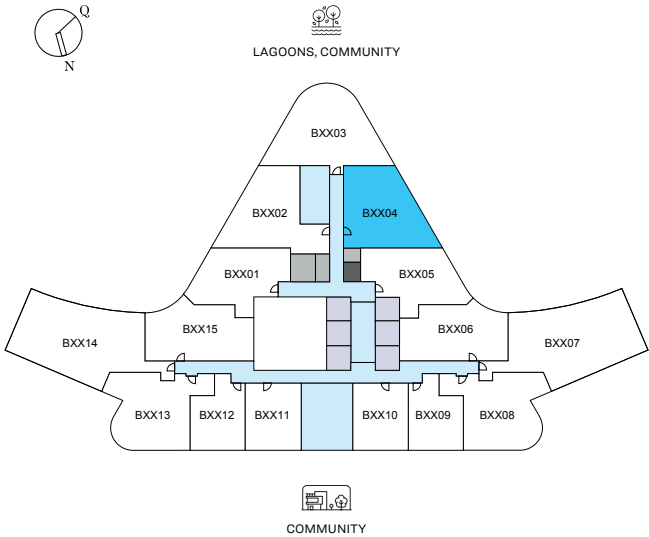
2 BEDROOM APARTMENT

TYPE C (with shared powder + balcony)

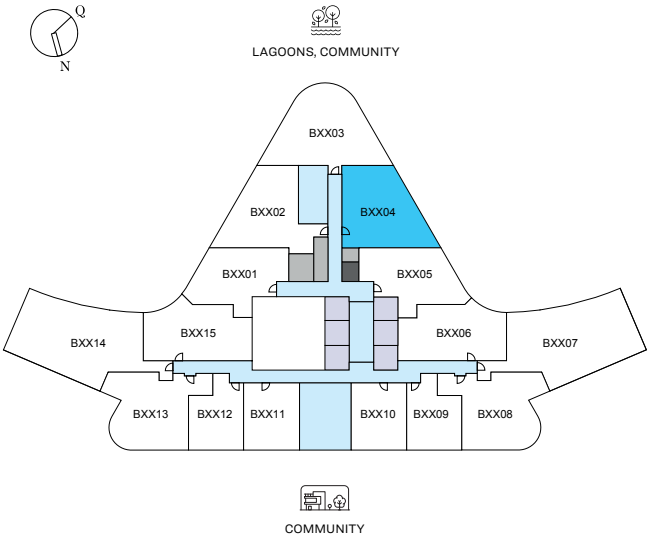
TOTAL SALEABLE AREA

SUITE RANGE = 808.15 SQ.FT. - 811.17 SQ.FT.
BALCONY RANGE = 123.03 SQ.FT. - 126.26 SQ.FT.
TOTAL RANGE = 934.20 SQ.FT. - 934.52 SQ.FT.

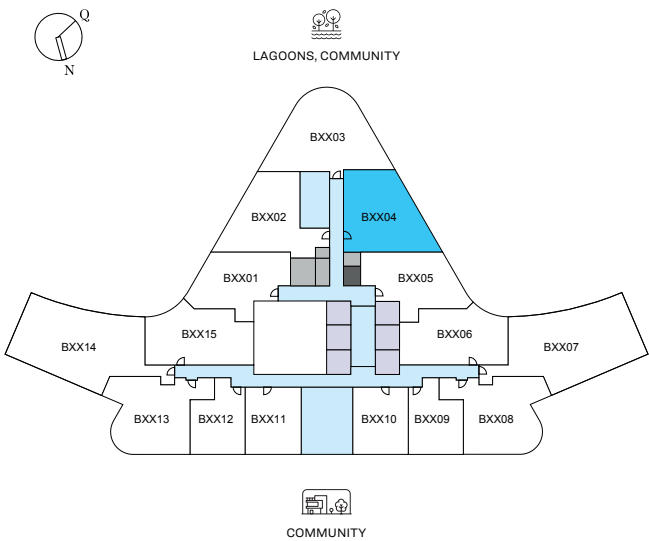
UNIT



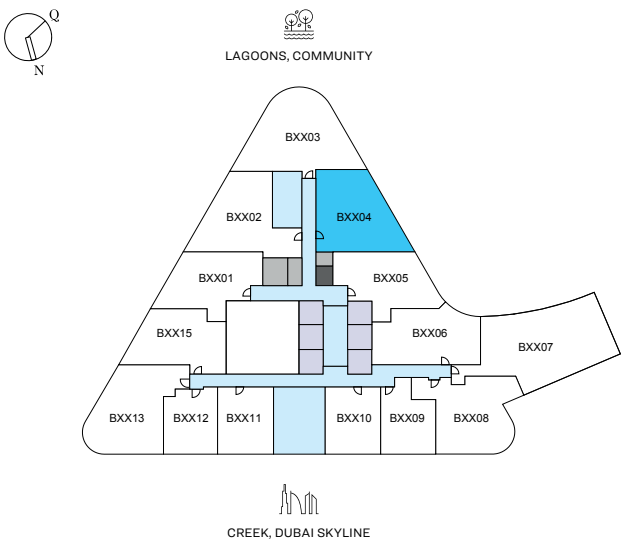
LEVEL 07-08, 11-18, 20-21



LEVEL 09, 19



LEVEL 10



LEVEL 24-28, 30-34, 36-38, 40

List of unit numbers with this unit plan:

VIEWS

Amenities

B804, B904, B1004

Community

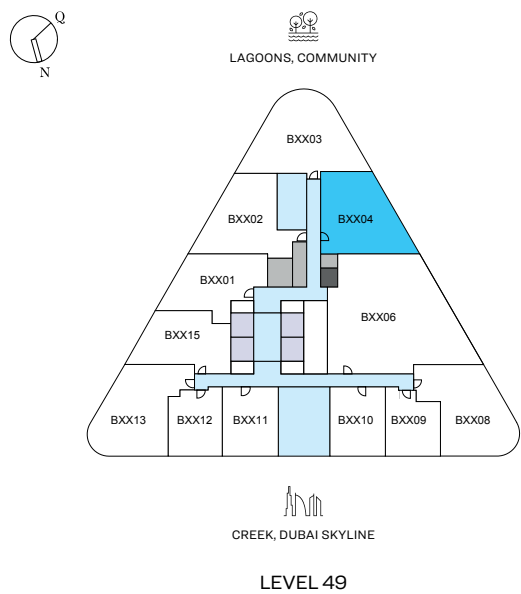
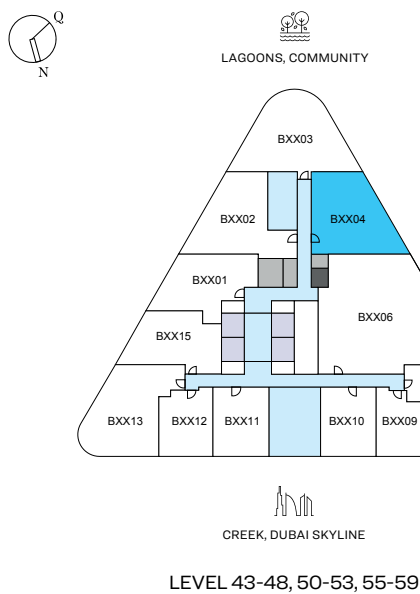
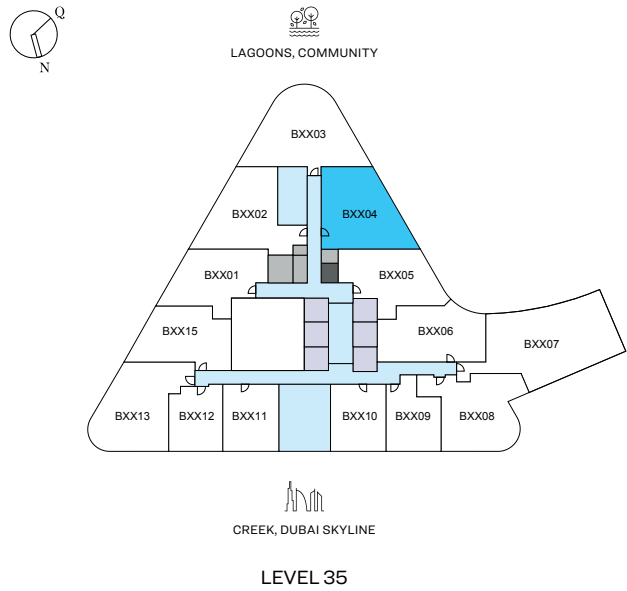
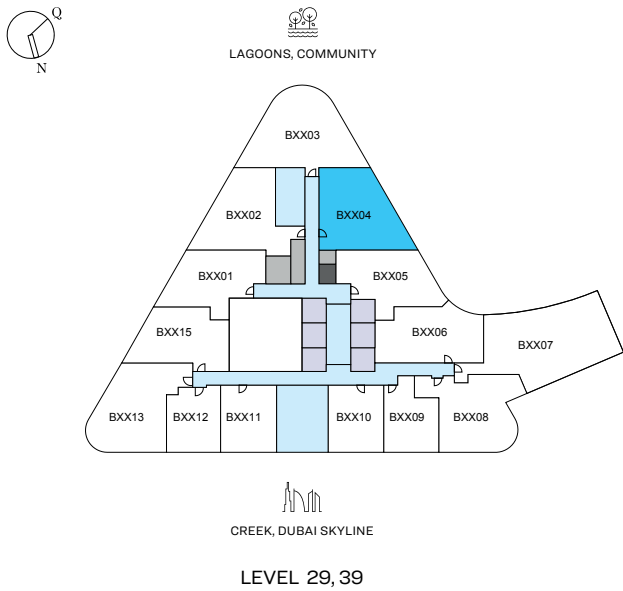
B1104, B1204, B1304, B1404, B1504, B1604, B1704, B1804, B1904, B2004, B2104, B2404, B2504, B2604, B2704, B2804, B2904, B3004, B3104, B3204, B3304, B3404, B3504, B3604, B3704, B3804, B3904, B4004, B4304, B4404, B4504, B4604, B4704, B4804, B4904, B5004, B5104, B5204, B5304, B5404, B5504, B5604, B5704, B5804, B5904

Disclaimer: 1. All dimensions are in metric, measured to wall finishes. 2. All materials, dimensions & drawings are approximate. 3. Information is subject to change without notice, at developer's absolute discretion. 4. Actual area may vary from the stated area. 5. Drawing are not to scale. 6. All images used are for illustrative purpose only and do not represent the actual size, features, specifications, fittings and furnishings. 7. The developer reserves the right to make revisions/ alterations, at its absolute discretion, without any liability whatsoever.

2 BEDROOM APARTMENT
TYPE C (with shared powder + balcony)

TOTAL SALEABLE AREA
SUITE RANGE = 808.15 SQ.FT. - 811.17 SQ.FT.
BALCONY RANGE = 123.03 SQ.FT. - 126.26 SQ.FT.
TOTAL RANGE = 934.20 SQ.FT. - 934.52 SQ.FT.

UNIT



List of unit numbers with this unit plan:

IEWS

Amenities

B804, B904, B1004

Community

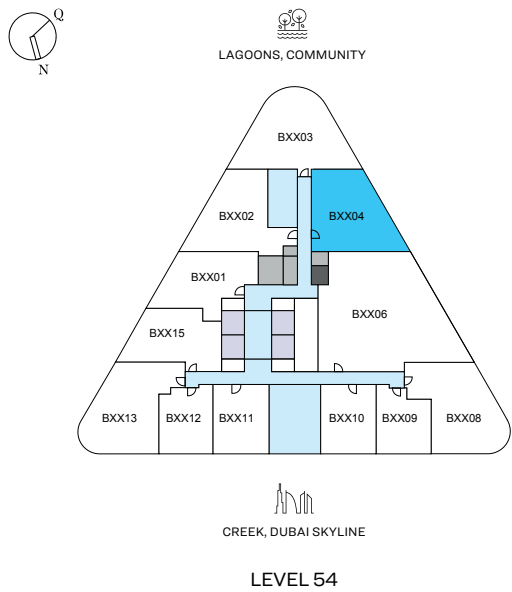
B1104, B1204, B1304, B1404, B1504, B1604, B1704, B1804, B1904, B2004, B2104, B2404, B2504, B2604, B2704, B2804, B2904, B3004, B3104, B3204, B3304, B3404, B3504, B3604, B3704, B3804, B3904, B4004, B4304, B4404, B4504, B4604, B4704, B4804, B4904, B5004, B5104, B5204, B5304, B5404, B5504, B5604, B5704, B5804, B5904

Disclaimer: 1. All dimensions are in metric, measured to wall finishes. 2. All materials, dimensions & drawings are approximate. 3. Information is subject to change without notice, at developer's absolute discretion. 4. Actual area may vary from the stated area. 5. Drawing are not to scale. 6. All images used are for illustrative purpose only and do not represent the actual size, features, specifications, fittings and furnishings. 7. The developer reserves the right to make revisions/ alterations, at its absolute discretion, without any liability whatsoever.

2 BEDROOM APARTMENT
TYPE C (with shared powder + balcony)

TOTAL SALEABLE AREA
SUITE RANGE = 808.15 SQ.FT. - 811.17 SQ.FT.
BALCONY RANGE = 123.03 SQ.FT. - 126.26 SQ.FT.
TOTAL RANGE = 934.20 SQ.FT. - 934.52 SQ.FT.

UNIT



List of unit numbers with this unit plan:

VIEWS

Amenities
B804, B904, B1004

Community
B1104, B1204, B1304, B1404, B1504, B1604, B1704, B1804, B1904, B2004, B2104, B2404, B2504, B2604, B2704, B2804, B2904, B3004, B3104, B3204, B3304, B3404, B3504, B3604, B3704, B3804, B3904, B4004, B4304, B4404, B4504, B4604, B4704, B4804, B4904, B5004, B5104, B5204, B5304, B5404, B5504, B5604, B5704, B5804, B5904

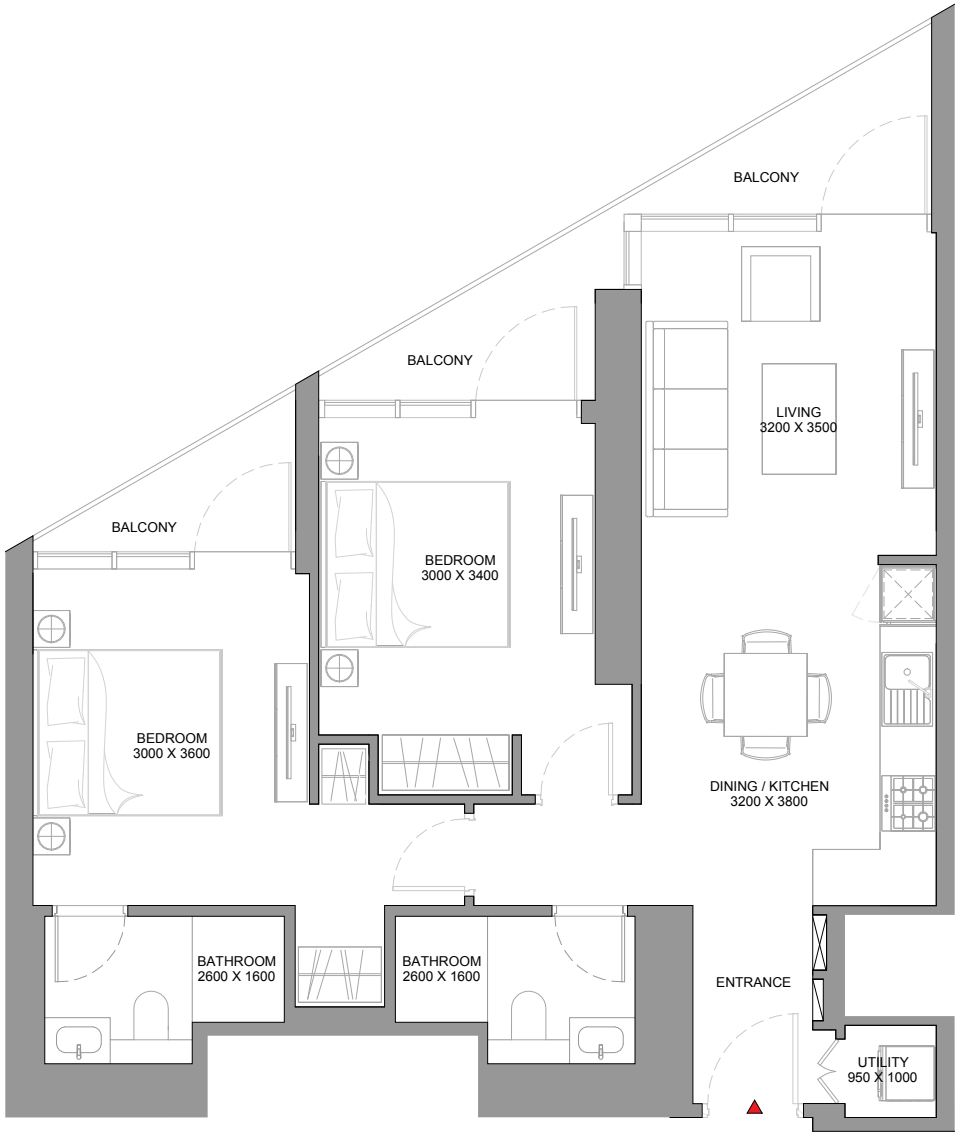
Disclaimer: 1. All dimensions are in metric, measured to wall finishes. 2. All materials, dimensions & drawings are approximate. 3. Information is subject to change without notice, at developer's absolute discretion. 4. Actual area may vary from the stated area. 5. Drawing are not to scale. 6. All images used are for illustrative purpose only and do not represent the actual size, features, specifications, fittings and furnishings. 7. The developer reserves the right to make revisions/ alterations, at its absolute discretion, without any liability whatsoever.

2 BEDROOM APARTMENT

TYPE C (with shared powder + balcony)

TOTAL SALEABLE AREA

SUITE RANGE = 808.15 SQ.FT. - 811.17 SQ.FT.
BALCONY RANGE = 123.03 SQ.FT. - 126.26 SQ.FT.
TOTAL RANGE = 934.20 SQ.FT. - 934.52 SQ.FT.



List of unit numbers with this unit plan:

VEWS

Amenities

B804, B904, B1004

Community

B1104, B1204, B1304, B1404, B1504, B1604, B1704, B1804, B1904, B2004, B2104, B2404, B2504, B2604, B2704, B2804, B2904, B3004, B3104, B3204, B3304, B3404, B3504, B3604, B3704, B3804, B3904, B4004, B4304, B4404, B4504, B4604, B4704, B4804, B4904, B5004, B5104, B5204, B5304, B5404, B5504, B5604, B5704, B5804, B5904



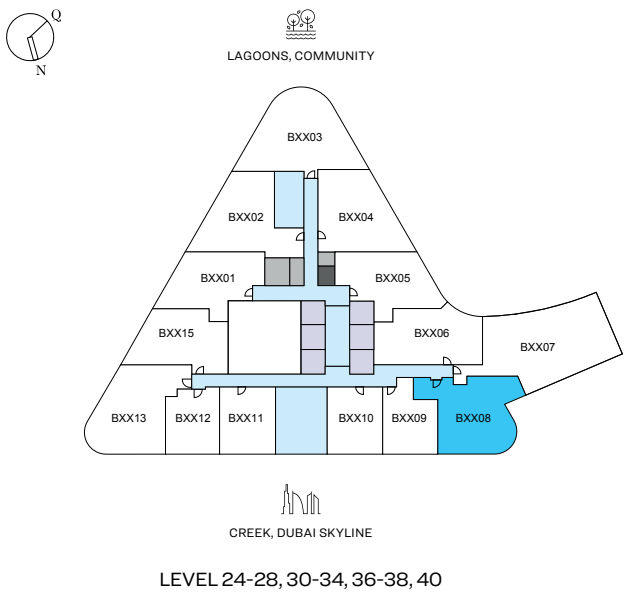
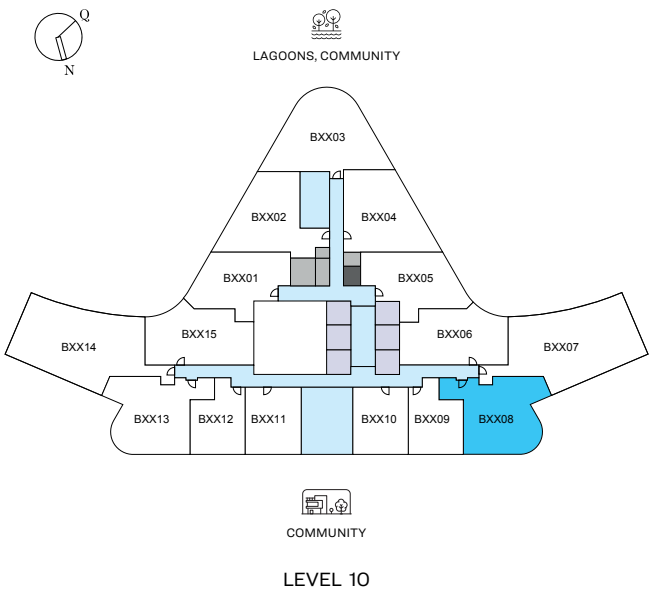
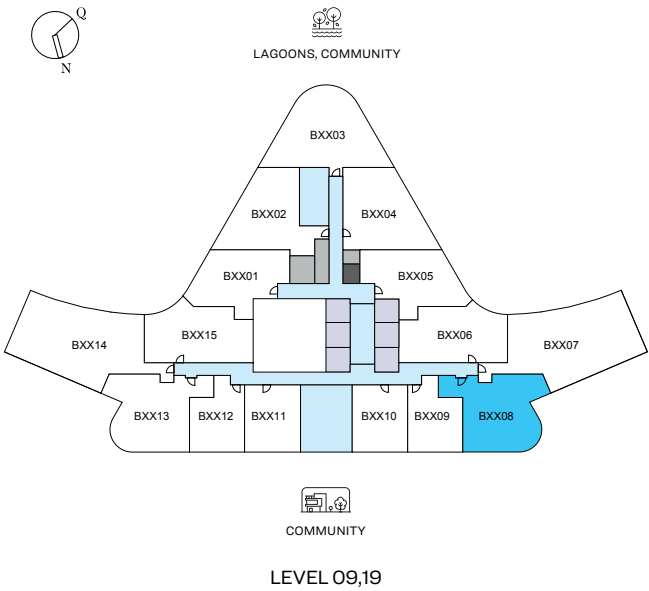
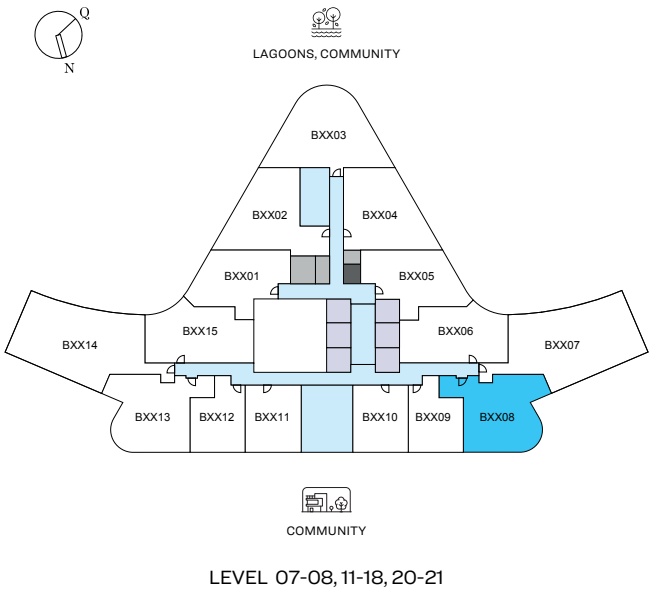
Disclaimer: 1. All dimensions are in metric, measured to wall finishes. 2. All materials, dimensions & drawings are approximate. 3. Information is subject to change without notice, at developer's absolute discretion. 4. Actual area may vary from the stated area. 5. Drawing are not to scale. 6. All images used are for illustrative purpose only and do not represent the actual size, features, specifications, fittings and furnishings. 7. The developer reserves the right to make revisions/ alterations, at its absolute discretion, without any liability whatsoever.

2 BEDROOM APARTMENT

TYPE D (with powder room + balcony)

TOTAL SALEABLE AREA
 SUITE RANGE = 908.90 SQ.FT. - 909.12 SQ.FT.
 BALCONY = 60.82 SQ.FT.
 TOTAL RANGE = 969.72 SQ.FT. - 969.94 SQ.FT.

UNIT



List of unit numbers with this unit plan:

VIEWS

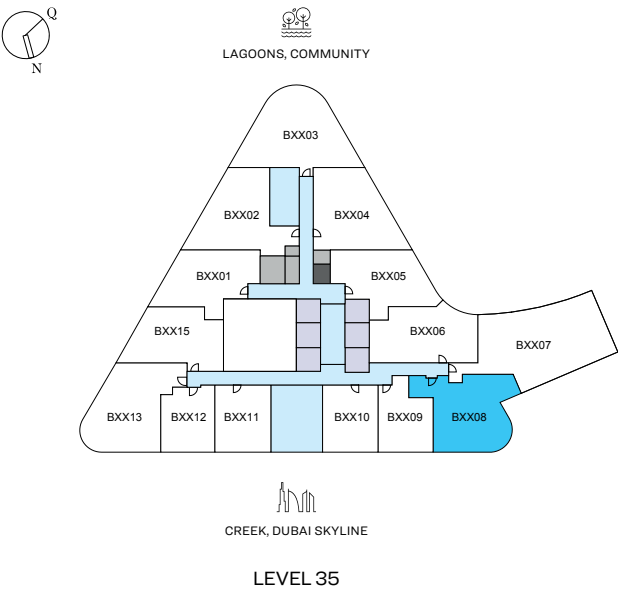
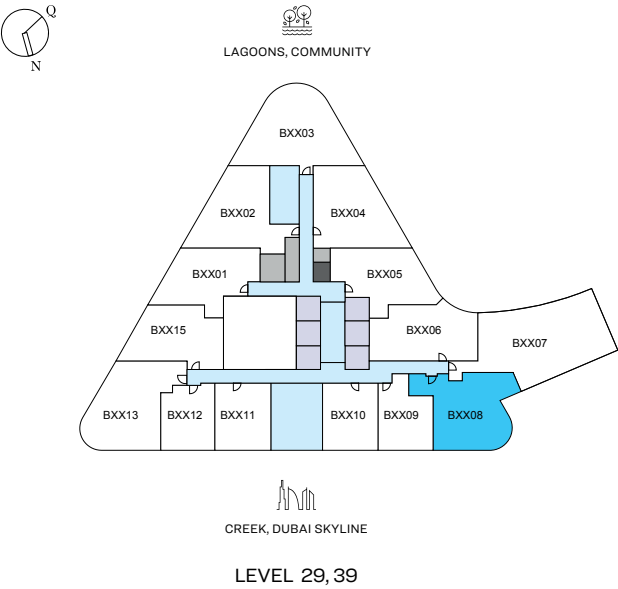
- Community
 - B708, B808, B908, B1008, B1108, B1208, B1308, B1408, B1508, B1608, B1708, B1808, B1908, B2008, B2108, B2408, B2508, B2608, B2708, B2808, B2908, B3008, B3108, B3208, B3308, B3408, B3508
- Ras Al Khor, Creek, Downtown Skyline
 - B3608, B3708, B3808, B3908, B4008

Disclaimer: 1. All dimensions are in metric, measured to wall finishes. 2. All materials, dimensions & drawings are approximate. 3. Information is subject to change without notice, at developer's absolute discretion. 4. Actual area may vary from the stated area. 5. Drawing are not to scale. 6. All images used are for illustrative purpose only and do not represent the actual size, features, specifications, fittings and furnishings. 7. The developer reserves the right to make revisions/ alterations, at its absolute discretion, without any liability whatsoever.

2 BEDROOM APARTMENT
TYPE D (with powder room + balcony)

TOTAL SALEABLE AREA
SUITE RANGE = 908.90 SQ.FT. - 909.12 SQ.FT.
BALCONY = 60.82 SQ.FT.
TOTAL RANGE = 969.72 SQ.FT. - 969.94 SQ.FT.

UNIT



List of unit numbers with this unit plan:

VIEWS

- Community
B708, B808, B908, B1008, B1108, B1208, B1308, B1408, B1508, B1608, B1708, B1808, B1908, B2008, B2108, B2408, B2508, B2608, B2708, B2808, B2908, B3008, B3108, B3208, B3308, B3408, B3508
- Ras Al Khor, Creek, Downtown Skyline
B3608, B3708, B3808, B3908, B4008

Disclaimer: 1. All dimensions are in metric, measured to wall finishes. 2. All materials, dimensions & drawings are approximate. 3. Information is subject to change without notice, at developer's absolute discretion. 4. Actual area may vary from the stated area. 5. Drawing are not to scale. 6. All images used are for illustrative purpose only and do not represent the actual size, features, specifications, fittings and furnishings. 7. The developer reserves the right to make revisions/ alterations, at its absolute discretion, without any liability whatsoever.

2 BEDROOM APARTMENT

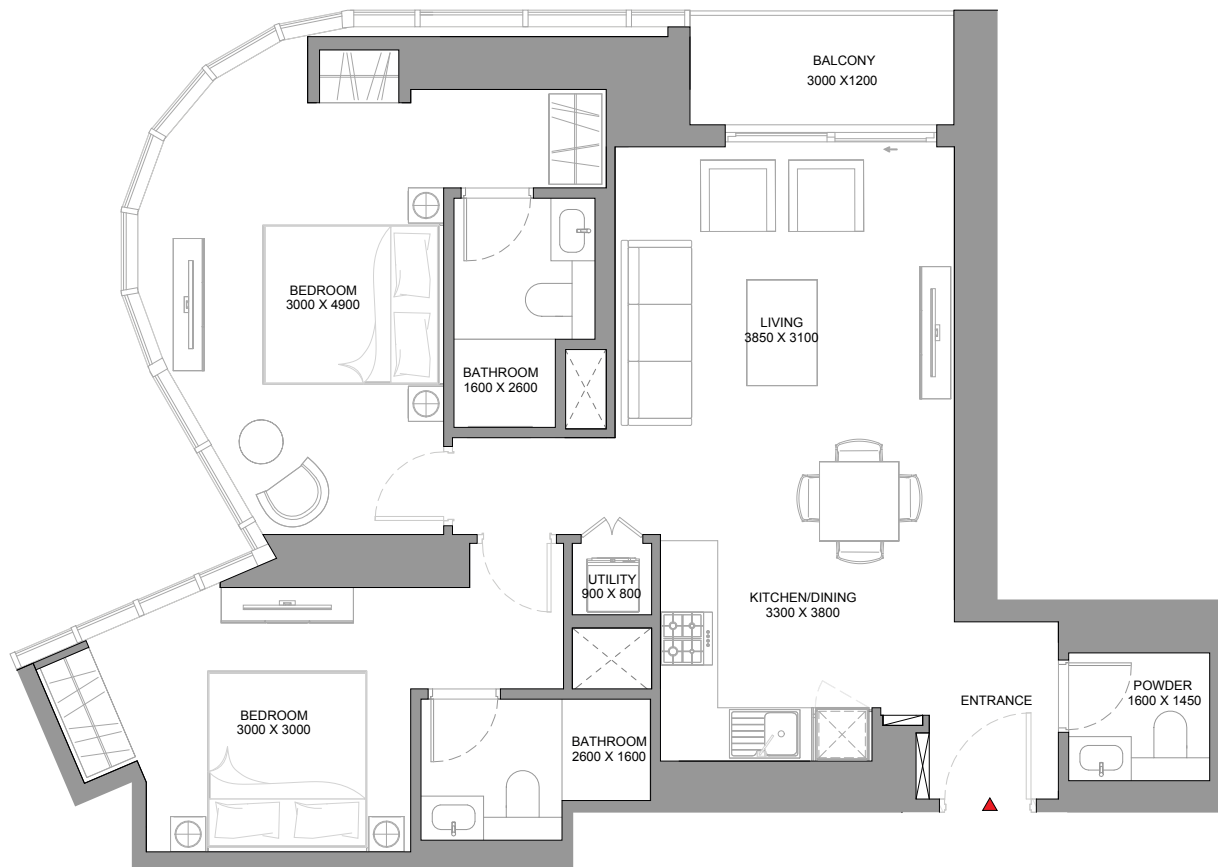
TYPE D (with powder room + balcony)

TOTAL SALEABLE AREA

SUITE RANGE = 908.90 SQ.FT. - 909.12 SQ.FT.

BALCONY = 60.82 SQ.FT.

TOTAL RANGE = 969.72 SQ.FT. - 969.94 SQ.FT.



List of unit numbers with this unit plan:

VIEWS

Community

B708, B808, B908, B1008, B1108, B1208, B1308, B1408, B1508, B1608, B1708, B1808, B1908, B2008, B2108, B2408, B2508, B2608, B2708, B2808, B2908, B3008, B3108, B3208, B3308, B3408, B3508

Ras Al Khor, Creek, Downtown Skyline

B3608, B3708, B3808, B3908, B4008

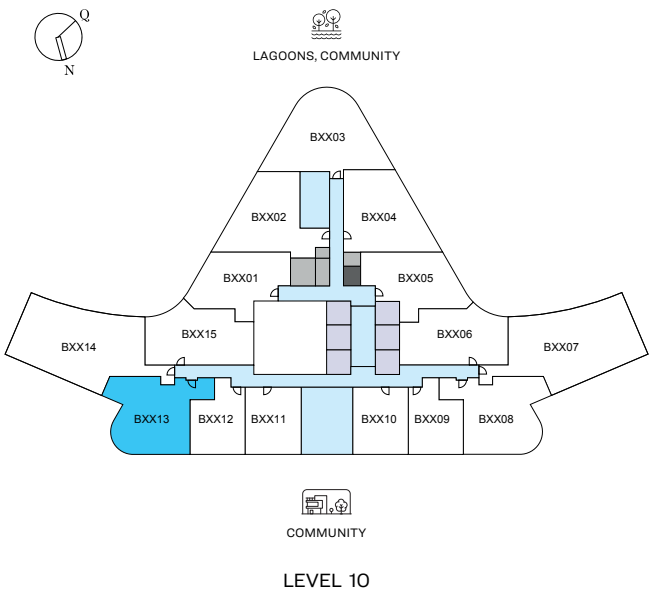
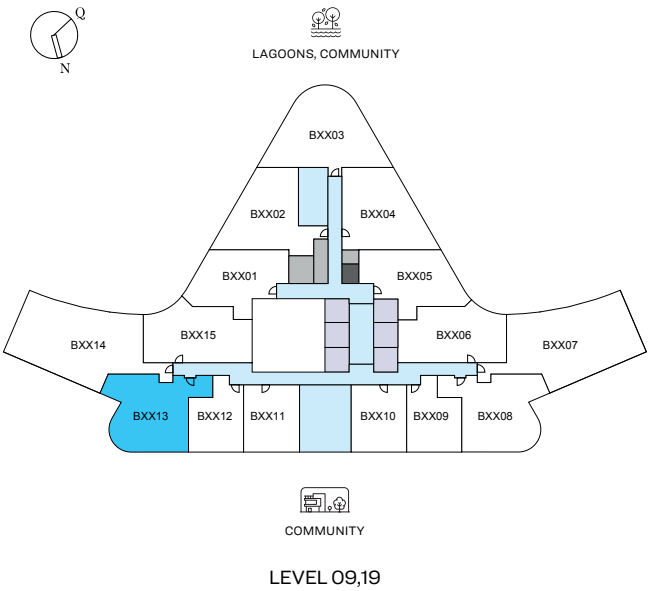
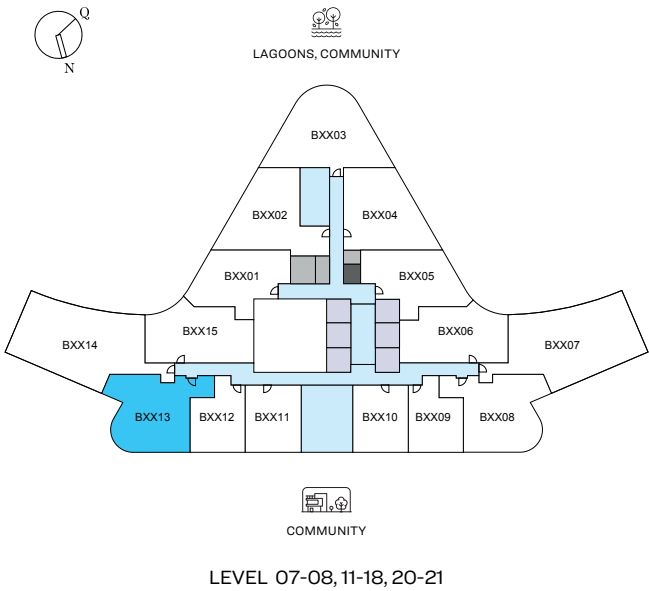


Disclaimer: 1. All dimensions are in metric, measured to wall finishes. 2. All materials, dimensions & drawings are approximate. 3. Information is subject to change without notice, at developer's absolute discretion. 4. Actual area may vary from the stated area. 5. Drawing are not to scale. 6. All images used are for illustrative purpose only and do not represent the actual size, features, specifications, fittings and furnishings. 7. The developer reserves the right to make revisions/ alterations, at its absolute discretion, without any liability whatsoever.

2 BEDROOM APARTMENT
TYPE D (with powder room + balcony) VARIANT 1

TOTAL SALEABLE AREA
SUITE RANGE = 908.90 SQ.FT. - 909.12 SQ.FT.
BALCONY = 60.82 SQ.FT.
TOTAL RANGE = 969.72 SQ.FT. - 969.94 SQ.FT.

UNIT



List of unit numbers with this unit plan:

VIEWS

Community, Dubai Skyline
B713, B813, B913, B1013, B1113, B1213, B1313, B1413, B1513, B1613, B1713, B1813, B1913, B2013, B2113

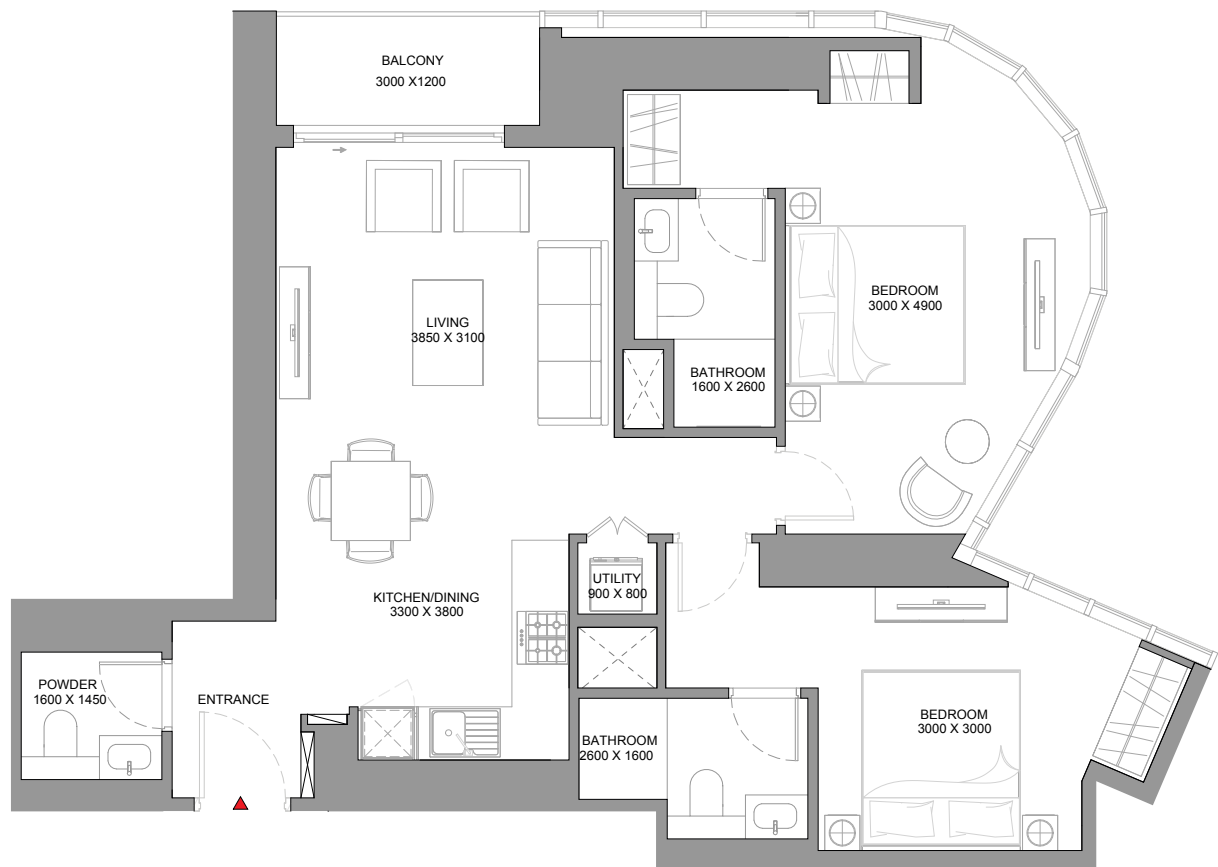
Disclaimer: 1. All dimensions are in metric, measured to wall finishes. 2. All materials, dimensions & drawings are approximate. 3. Information is subject to change without notice, at developer's absolute discretion. 4. Actual area may vary from the stated area. 5. Drawing are not to scale. 6. All images used are for illustrative purpose only and do not represent the actual size, features, specifications, fittings and furnishings. 7. The developer reserves the right to make revisions/ alterations, at its absolute discretion, without any liability whatsoever.

2 BEDROOM APARTMENT

TYPE D (with powder room + balcony) VARIANT 1

TOTAL SALEABLE AREA

SUITE RANGE = 908.90 SQ.FT. - 909.12 SQ.FT.
BALCONY = 60.82 SQ.FT.
TOTAL RANGE = 969.72 SQ.FT. - 969.94 SQ.FT.



List of unit numbers with this unit plan:

VIEWS

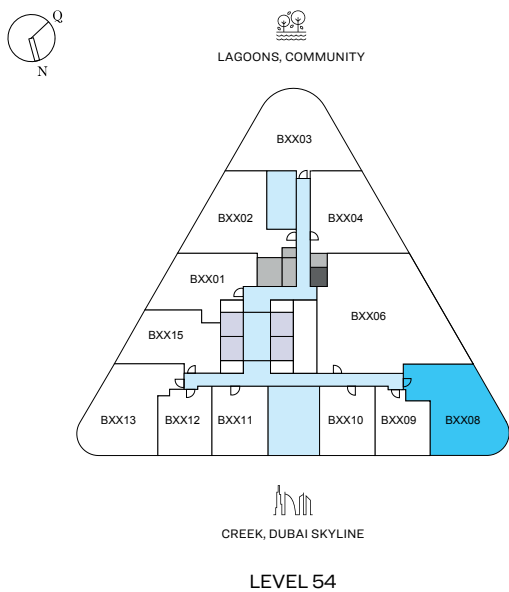
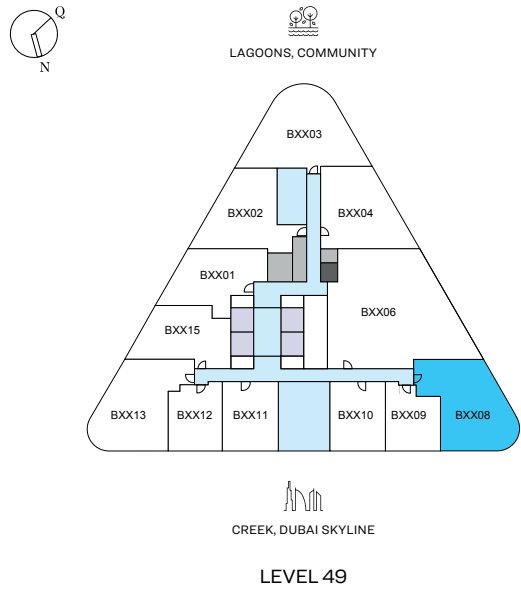
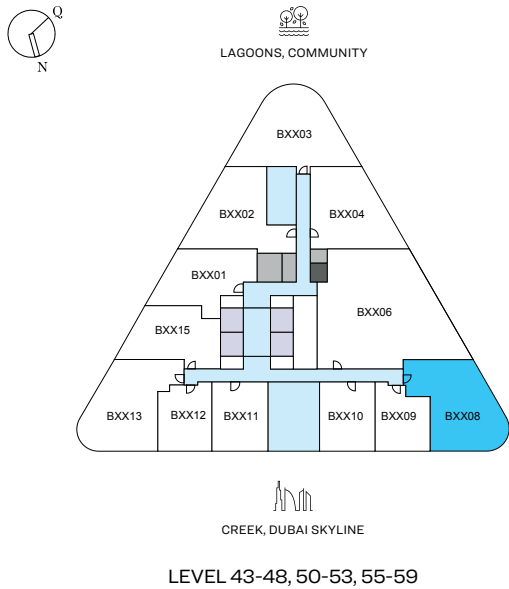
Community, Dubai Skyline
B713, B813, B913, B1013, B1113, B1213, B1313, B1413, B1513, B1613, B1713, B1813, B1913, B2013, B2113

Disclaimer: 1. All dimensions are in metric, measured to wall finishes. 2. All materials, dimensions & drawings are approximate. 3. Information is subject to change without notice, at developer's absolute discretion. 4. Actual area may vary from the stated area. 5. Drawing are not to scale. 6. All images used are for illustrative purpose only and do not represent the actual size, features, specifications, fittings and furnishings. 7. The developer reserves the right to make revisions/ alterations, at its absolute discretion, without any liability whatsoever.

2 BEDROOM APARTMENT
TYPE E (with powder room + balcony)

TOTAL SALEABLE AREA
SUITE = 945.50 SQ.FT.
BALCONY = 89.13 SQ.FT.
TOTAL = 1034.63 SQ.FT.

UNIT



List of unit numbers with this unit plan:

VIEWS

Ras Al Khor, Creek, Downtown Skyline
B4308, B4408, B4508, B4608, B4708, B4808, B4908, B5008, B5108, B5208, B5308, B5408, B5508, B5608, B5708, B5808, B5908

Disclaimer: 1. All dimensions are in metric, measured to wall finishes. 2. All materials, dimensions & drawings are approximate. 3. Information is subject to change without notice, at developer's absolute discretion. 4. Actual area may vary from the stated area. 5. Drawing are not to scale. 6. All images used are for illustrative purpose only and do not represent the actual size, features, specifications, fittings and furnishings. 7. The developer reserves the right to make revisions/ alterations, at its absolute discretion, without any liability whatsoever.

2 BEDROOM APARTMENT
TYPE E (with powder room + balcony)

TOTAL SALEABLE AREA
SUITE = 945.50 SQ.FT.
BALCONY = 89.13 SQ.FT.
TOTAL = 1034.63 SQ.FT.



List of unit numbers with this unit plan:

VIEWS

Ras Al Khor, Creek, Downtown Skyline
B4308, B4408, B4508, B4608, B4708, B4808, B4908, B5008, B5108, B5208, B5308, B5408, B5508, B5608, B5708, B5808, B5908

Disclaimer: 1. All dimensions are in metric, measured to wall finishes. 2. All materials, dimensions & drawings are approximate. 3. Information is subject to change without notice, at developer's absolute discretion. 4. Actual area may vary from the stated area. 5. Drawing are not to scale. 6. All images used are for illustrative purpose only and do not represent the actual size, features, specifications, fittings and furnishings. 7. The developer reserves the right to make revisions/ alterations, at its absolute discretion, without any liability whatsoever.

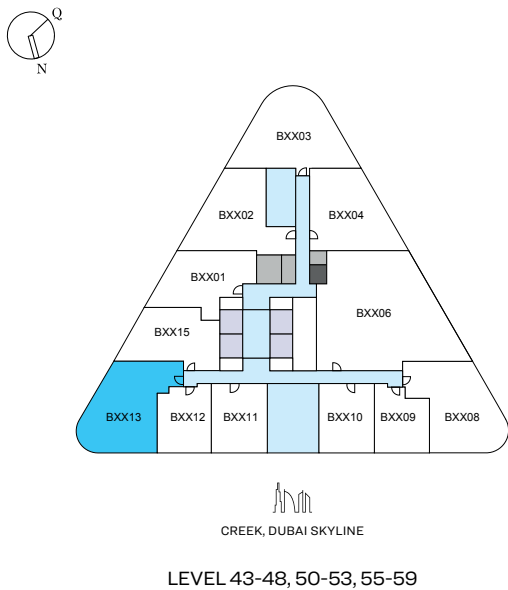
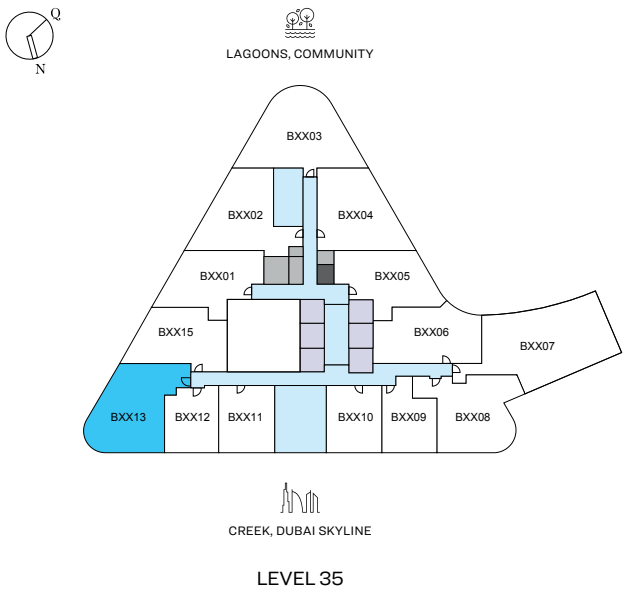
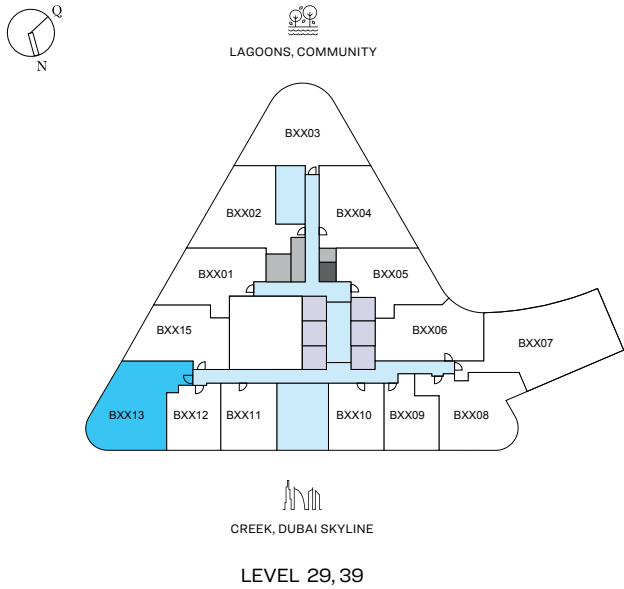
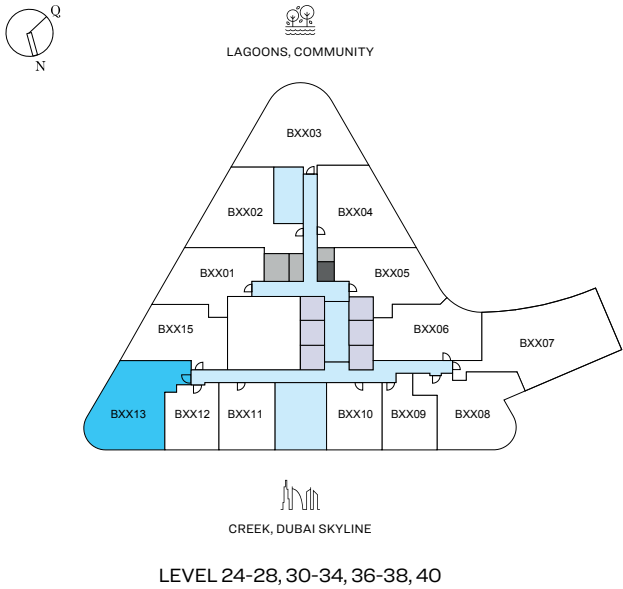
2 BEDROOM APARTMENT

TYPE E (with powder room + balcony) VARIANT 1

TOTAL SALEABLE AREA

SUITE RANGE = 944.53 SQ.FT. - 945.50 SQ.FT.
BALCONY RANGE = 89.13 SQ.FT. - 90.31 SQ.FT.
TOTAL RANGE = 1034.63 SQ.FT. - 1034.84 SQ.FT.

UNIT



List of unit numbers with this unit plan:

VIEWS

Community, Dubai Skyline
B2413, B2513, B2613, B2713, B2813, B2913, B3013, B3113, B3213, B3313, B3413, B3513

Ras Al Khor, Creek, Dubai Skyline
B3613, B3713, B3813, B3913, B4013, B4313, B4413, B4513, B4613, B4713, B4813, B4913, B5013, B5113, B5213, B5313, B5413, B5513, B5613, B5713, B5813, B5913

Disclaimer: 1. All dimensions are in metric, measured to wall finishes. 2. All materials, dimensions & drawings are approximate. 3. Information is subject to change without notice, at developer's absolute discretion. 4. Actual area may vary from the stated area. 5. Drawing are not to scale. 6. All images used are for illustrative purpose only and do not represent the actual size, features, specifications, fittings and furnishings. 7. The developer reserves the right to make revisions/ alterations, at its absolute discretion, without any liability whatsoever.

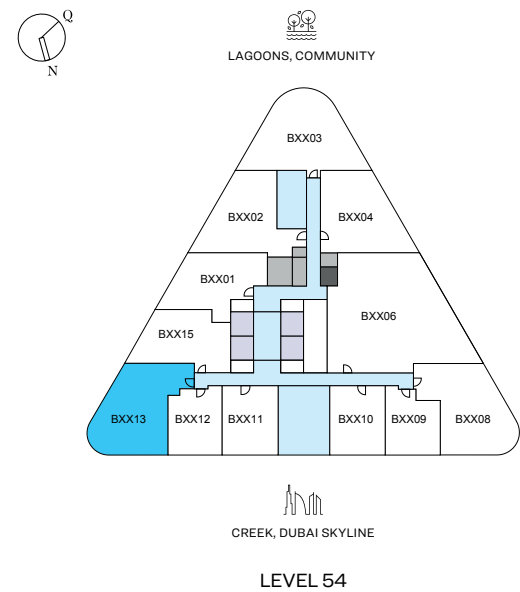
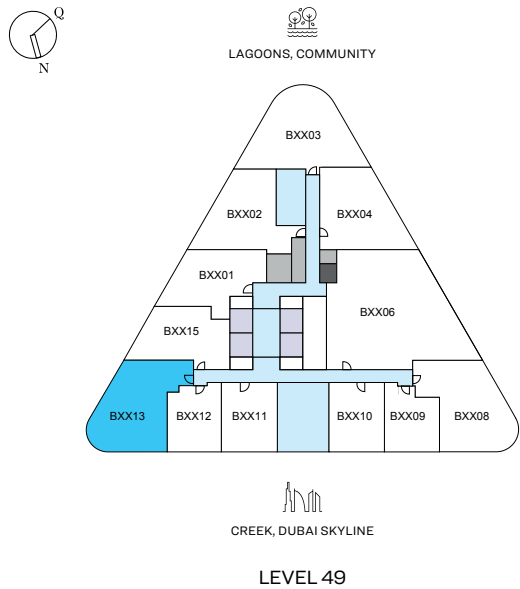
2 BEDROOM APARTMENT

TYPE E (with powder room + balcony) VARIANT 1

TOTAL SALEABLE AREA

SUITE RANGE = 944.53 SQ.FT. - 945.50 SQ.FT.
BALCONY RANGE = 89.13 SQ.FT. - 90.31 SQ.FT.
TOTAL RANGE = 1034.63 SQ.FT. - 1034.84 SQ.FT.

UNIT



List of unit numbers with this unit plan:

VIEWS

Community, Dubai Skyline

B2413, B2513, B2613, B2713, B2813, B2913, B3013, B3113, B3213, B3313, B3413, B3513

Ras Al Khor, Creek, Dubai Skyline

B3613, B3713, B3813, B3913, B4013, B4313, B4413, B4513, B4613, B4713, B4813, B4913, B5013, B5113, B5213, B5313, B5413, B5513, B5613, B5713, B5813, B5913

Disclaimer: 1. All dimensions are in metric, measured to wall finishes. 2. All materials, dimensions & drawings are approximate. 3. Information is subject to change without notice, at developer's absolute discretion. 4. Actual area may vary from the stated area. 5. Drawing are not to scale. 6. All images used are for illustrative purpose only and do not represent the actual size, features, specifications, fittings and furnishings. 7. The developer reserves the right to make revisions/ alterations, at its absolute discretion, without any liability whatsoever.

2 BEDROOM APARTMENT

TYPE E (with powder room + balcony) VARIANT 1

TOTAL SALEABLE AREA

SUITE RANGE = 944.53 SQ.FT. - 945.50 SQ.FT.
BALCONY RANGE = 89.13 SQ.FT. - 90.31 SQ.FT.
TOTAL RANGE = 1034.63 SQ.FT. - 1034.84 SQ.FT.



List of unit numbers with this unit plan:

VIEWS

Community, Dubai Skyline
B2413, B2513, B2613, B2713, B2813, B2913, B3013, B3113, B3213, B3313, B3413, B3513

Ras Al Khor, Creek, Dubai Skyline
B3613, B3713, B3813, B3913, B4013, B4313, B4413, B4513, B4613, B4713, B4813, B4913, B5013, B5113, B5213, B5313, B5413, B5513, B5613, B5713, B5813, B5913



Disclaimer: 1. All dimensions are in metric, measured to wall finishes. 2. All materials, dimensions & drawings are approximate. 3. Information is subject to change without notice, at developer's absolute discretion. 4. Actual area may vary from the stated area. 5. Drawing are not to scale. 6. All images used are for illustrative purpose only and do not represent the actual size, features, specifications, fittings and furnishings. 7. The developer reserves the right to make revisions/ alterations, at its absolute discretion, without any liability whatsoever.

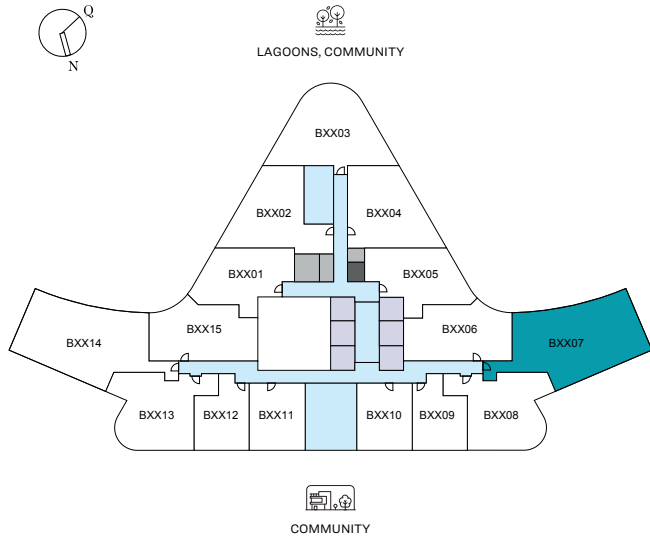
3 BEDROOM APARTMENT

TYPE A (with balcony)

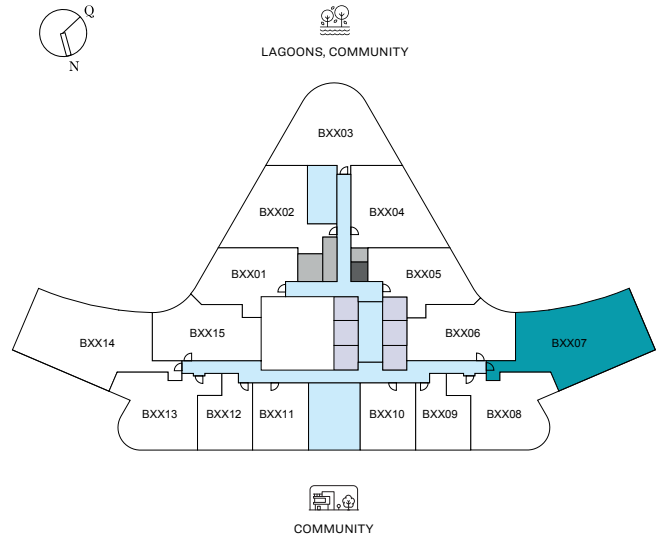
TOTAL SALEABLE AREA

SUITE RANGE = 1369.06 SQ.FT. - 1369.71 SQ.FT.
BALCONY RANGE = 104.30 SQ.FT. - 104.41 SQ.FT.
TOTAL RANGE = 1473.36 SQ.FT. - 1474.01 SQ.FT.

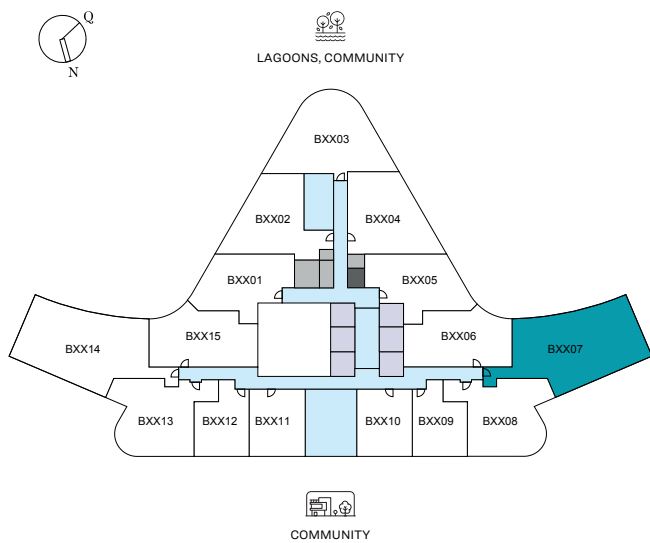
UNIT



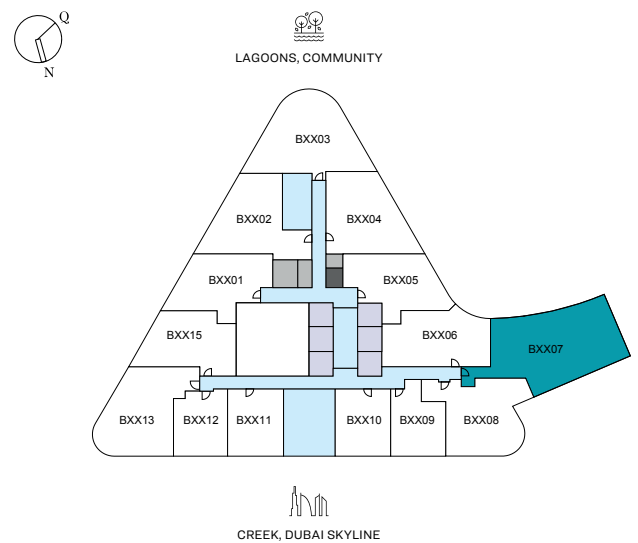
LEVEL 07-08, 11-18, 20-21



LEVEL 09, 19



LEVEL 10



LEVEL 24-28, 30-34, 36-38, 40

List of unit numbers with this unit plan:

VIEWS

Dual Aspect (Amenities, Lagoon)

B807, B907, B1007

Dual Aspect (Community, Lagoon)

B1107, B1207, B1307, B1407, B1507, B1607, B1707, B1807, B1907, B2007, B2107, B2407, B2507, B2607, B2707, B2807, B2907, B3007, B3107, B3207, B3307, B3407, B3507

Dual Aspect (Community, Lagoon, Ras Al Khor)

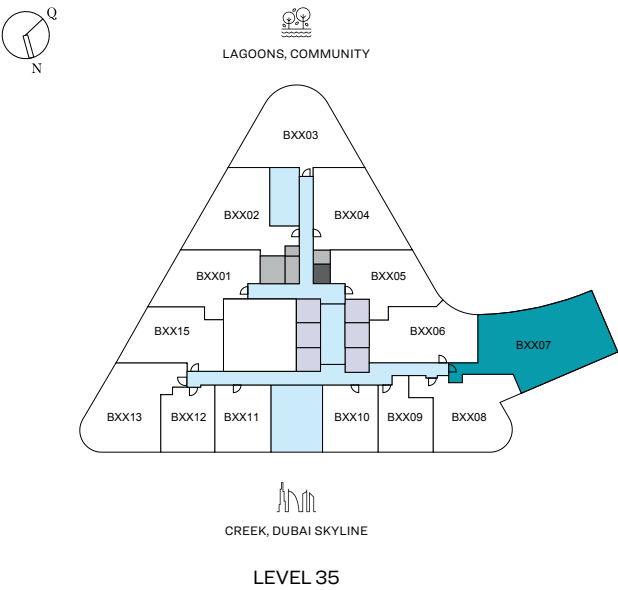
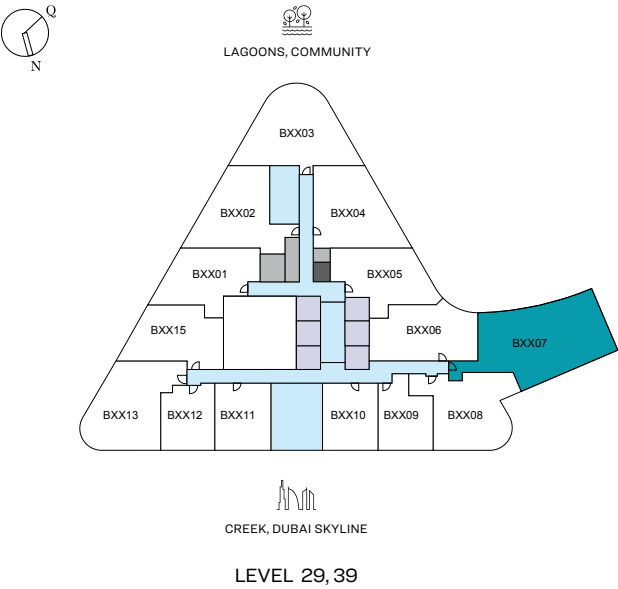
B3607, B3707, B3807, B3907, B4007

Disclaimer: 1. All dimensions are in metric, measured to wall finishes. 2. All materials, dimensions & drawings are approximate. 3. Information is subject to change without notice, at developer's absolute discretion. 4. Actual area may vary from the stated area. 5. Drawing are not to scale. 6. All images used are for illustrative purpose only and do not represent the actual size, features, specifications, fittings and furnishings. 7. The developer reserves the right to make revisions/ alterations, at its absolute discretion, without any liability whatsoever.

3 BEDROOM APARTMENT
TYPE A (with balcony)

TOTAL SALEABLE AREA
SUITE RANGE = 1369.06 SQ.FT. - 1369.71 SQ.FT.
BALCONY RANGE = 104.30 SQ.FT. - 104.41 SQ.FT.
TOTAL RANGE = 1473.36 SQ.FT. - 1474.01 SQ.FT.

UNIT



List of unit numbers with this unit plan:

VIEWS

Dual Aspect (Amenities, Lagoon)
B807, B907, B1007

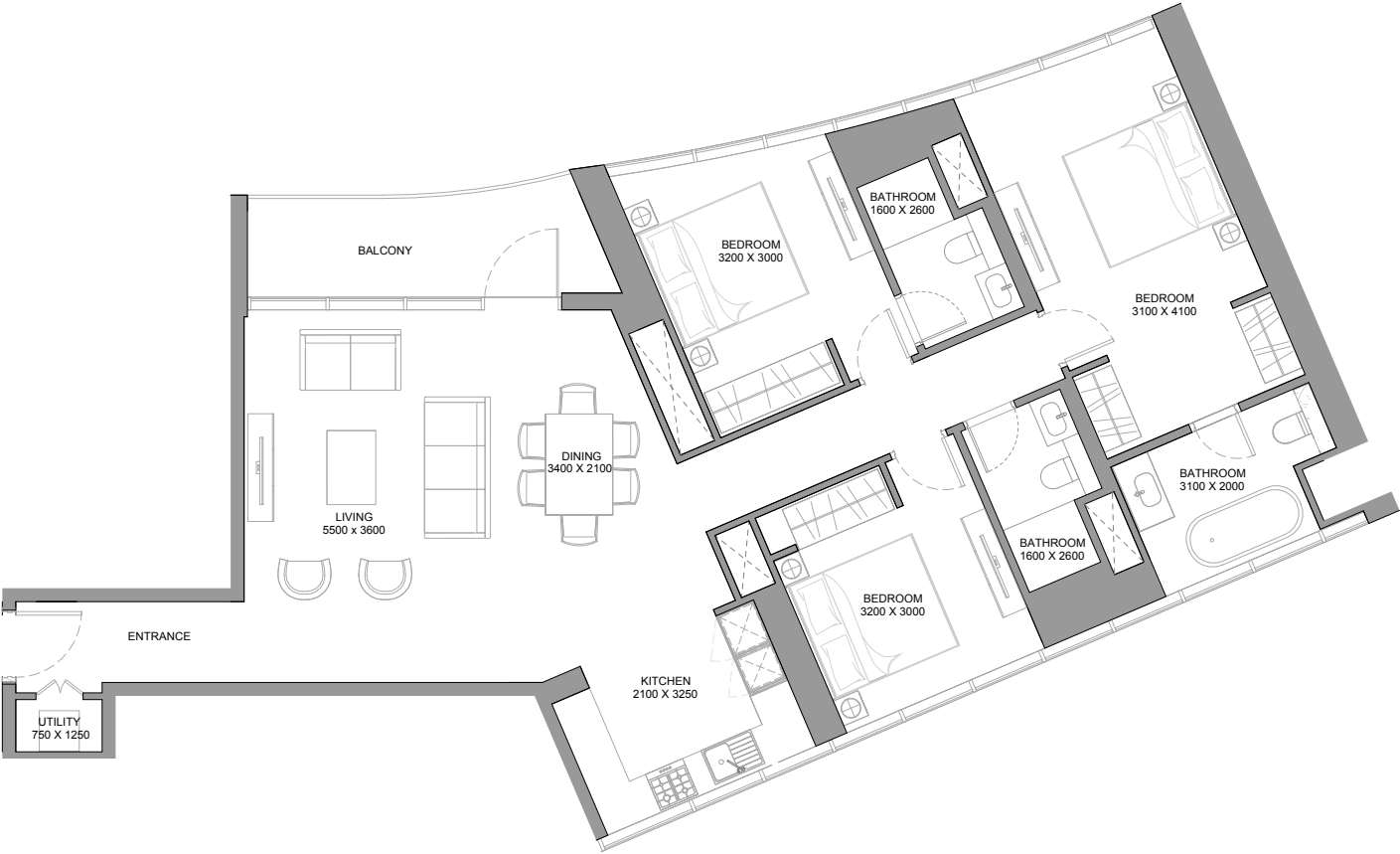
Dual Aspect (Community, Lagoon)
B1107, B1207, B1307, B1407, B1507, B1607, B1707, B1807, B1907, B2007, B2107, B2407, B2507, B2607, B2707, B2807, B2907, B3007, B3107, B3207, B3307, B3407, B3507

Dual Aspect (Community, Lagoon, Ras Al Khor)
B3607, B3707, B3807, B3907, B4007

Disclaimer: 1. All dimensions are in metric, measured to wall finishes. 2. All materials, dimensions & drawings are approximate. 3. Information is subject to change without notice, at developer's absolute discretion. 4. Actual area may vary from the stated area. 5. Drawing are not to scale. 6. All images used are for illustrative purpose only and do not represent the actual size, features, specifications, fittings and furnishings. 7. The developer reserves the right to make revisions/ alterations, at its absolute discretion, without any liability whatsoever.

3 BEDROOM APARTMENT
TYPE A (with balcony)

TOTAL SALEABLE AREA
SUITE RANGE = 1369.06 SQ.FT. - 1369.71 SQ.FT.
BALCONY RANGE = 104.30 SQ.FT. - 104.41 SQ.FT.
TOTAL RANGE = 1473.36 SQ.FT. - 1474.01 SQ.FT.



List of unit numbers with this unit plan:

VIEWS

Dual Aspect (Amenities, Lagoon)
B807, B907, B1007

Dual Aspect (Community, Lagoon)
B1107, B1207, B1307, B1407, B1507, B1607, B1707, B1807, B1907, B2007, B2107, B2407, B2507, B2607, B2707, B2807, B2907, B3007, B3107, B3207, B3307, B3407, B3507

Dual Aspect (Community, Lagoon, Ras Al Khor)
B3607, B3707, B3807, B3907, B4007



Disclaimer: 1. All dimensions are in metric, measured to wall finishes. 2. All materials, dimensions & drawings are approximate. 3. Information is subject to change without notice, at developer's absolute discretion. 4. Actual area may vary from the stated area. 5. Drawing are not to scale. 6. All images used are for illustrative purpose only and do not represent the actual size, features, specifications, fittings and furnishings. 7. The developer reserves the right to make revisions/ alterations, at its absolute discretion, without any liability whatsoever.

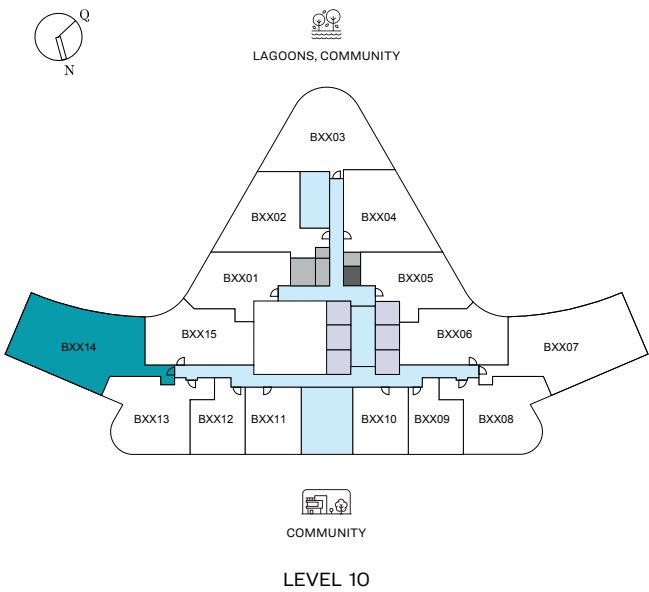
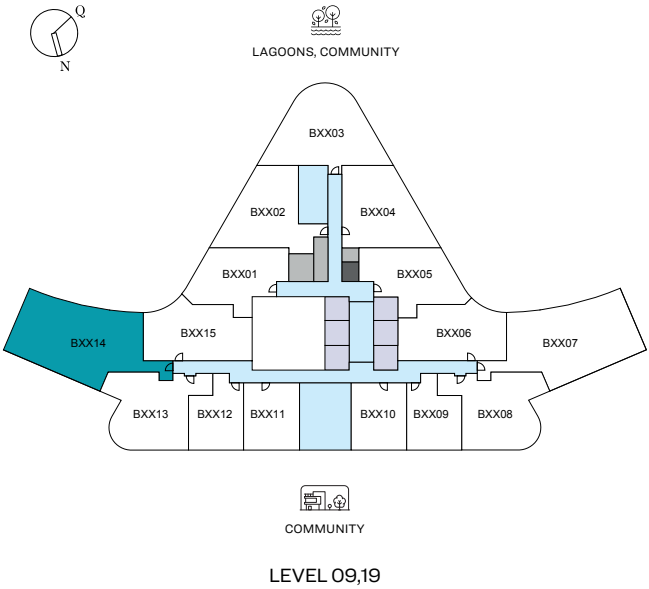
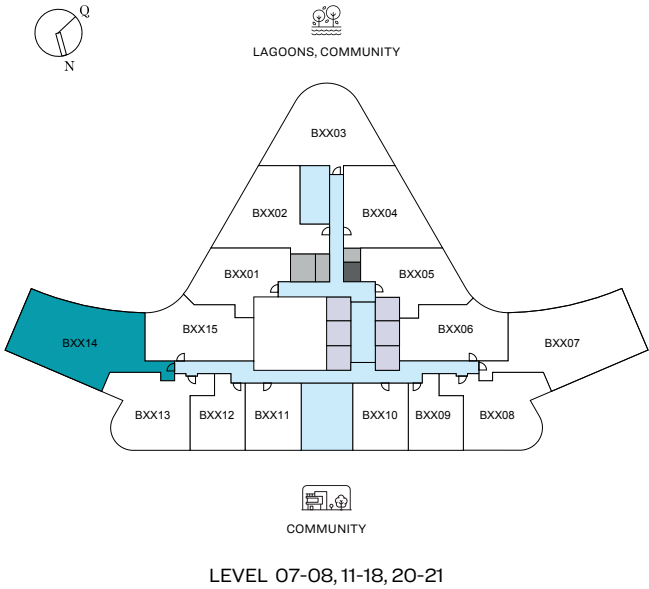
3 BEDROOM APARTMENT

TYPE A (with balcony) VARIANT 1

TOTAL SALEABLE AREA

SUITE RANGE = 1369.06 SQ.FT. - 1369.49 SQ.FT.
BALCONY RANGE = 104.19 SQ.FT. - 104.30 SQ.FT.
TOTAL RANGE = 1473.36 SQ.FT. - 1473.68 SQ.FT.

UNIT



List of unit numbers with this unit plan:

VIEWS

Dual Aspect (Amenities, Lagoon, Dubai Skyline)
B814, B914, B1014

Dual Aspect (Community, Lagoon, Dubai Skyline)
B1114, B1214, B1314, B1414, B1514, B1614, B1714, B1814, B1914, B2014, B2114

Disclaimer: 1. All dimensions are in metric, measured to wall finishes. 2. All materials, dimensions & drawings are approximate. 3. Information is subject to change without notice, at developer's absolute discretion. 4. Actual area may vary from the stated area. 5. Drawing are not to scale. 6. All images used are for illustrative purpose only and do not represent the actual size, features, specifications, fittings and furnishings. 7. The developer reserves the right to make revisions/ alterations, at its absolute discretion, without any liability whatsoever.

3 BEDROOM APARTMENT

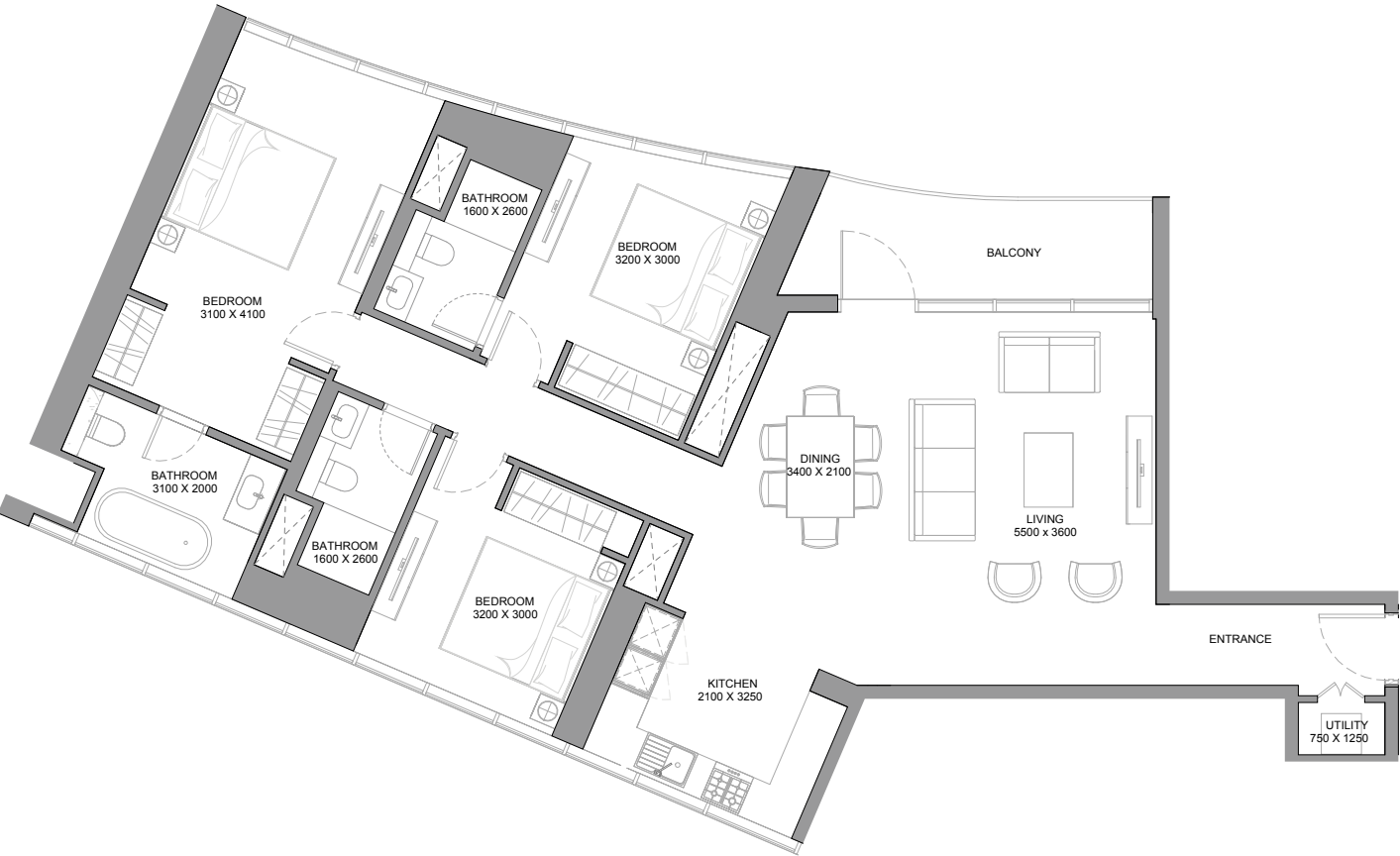
TYPE A (with balcony) VARIANT 1

TOTAL SALEABLE AREA

SUITE RANGE = 1369.06 SQ.FT. - 1369.49 SQ.FT.

BALCONY RANGE = 104.19 SQ.FT. - 104.30 SQ.FT.

TOTAL RANGE = 1473.36 SQ.FT. - 1473.68 SQ.FT.



List of unit numbers with this unit plan:

VIEWS

Dual Aspect (Amenities, Lagoon, Dubai Skyline)

B814, B914, B1014

Dual Aspect (Community, Lagoon, Dubai Skyline)

B1114, B1214, B1314, B1414, B1514, B1614, B1714, B1814, B1914, B2014, B2114



Disclaimer: 1. All dimensions are in metric, measured to wall finishes. 2. All materials, dimensions & drawings are approximate. 3. Information is subject to change without notice, at developer's absolute discretion. 4. Actual area may vary from the stated area. 5. Drawing are not to scale. 6. All images used are for illustrative purpose only and do not represent the actual size, features, specifications, fittings and furnishings. 7. The developer reserves the right to make revisions/ alterations, at its absolute discretion, without any liability whatsoever.

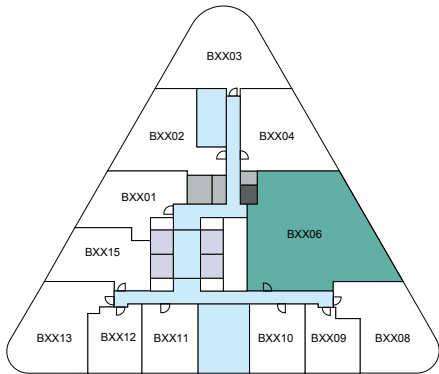
3.5 BEDROOM APARTMENT

TYPE A (with study room, maid room and shared powder room + balcony)

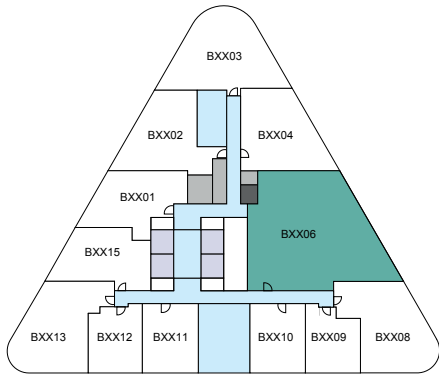
TOTAL SALEABLE AREA

SUITE = 2041.59 SQ.FT.
BALCONY = 247.35 SQ.FT.
TOTAL = 2288.94 SQ.FT.

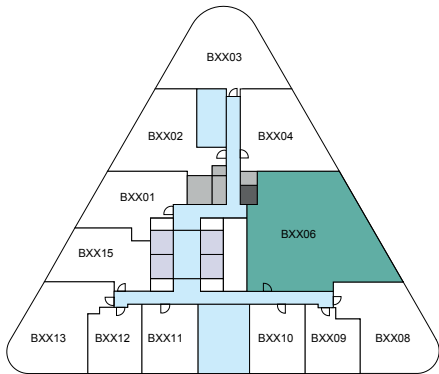
UNIT



LEVEL 43-48, 50-53, 55-59



LEVEL 49



LEVEL 54

List of unit numbers with this unit plan:

VIEWS

Community

B4306, B4406, B4506, B4606, B4706, B4806, B4906, B5006, B5106, B5206, B5306, B5406, B5506, B5606, B5706, B5806, B5906

Disclaimer: 1. All dimensions are in metric, measured to wall finishes. 2. All materials, dimensions & drawings are approximate. 3. Information is subject to change without notice, at developer's absolute discretion. 4. Actual area may vary from the stated area. 5. Drawing are not to scale. 6. All images used are for illustrative purpose only and do not represent the actual size, features, specifications, fittings and furnishings. 7. The developer reserves the right to make revisions/ alterations, at its absolute discretion, without any liability whatsoever.

3.5 BEDROOM APARTMENT

TYPE A (with study room, maid room and shared powder room + balcony) VARIANT 1

TOTAL SALEABLE AREA

SUITE = 2041.59 SQ.FT.
BALCONY = 247.35 SQ.FT.
TOTAL = 2288.94 SQ.FT.



List of unit numbers with this unit plan:

VIEWS

Community

B4306, B4406, B4506, B4606, B4706, B4806, B4906, B5006, B5106, B5206, B5306, B5406, B5506, B5606, B5706, B5806, B5906

Disclaimer: 1. All dimensions are in metric, measured to wall finishes. 2. All materials, dimensions & drawings are approximate. 3. Information is subject to change without notice, at developer's absolute discretion. 4. Actual area may vary from the stated area. 5. Drawing are not to scale. 6. All images used are for illustrative purpose only and do not represent the actual size, features, specifications, fittings and furnishings. 7. The developer reserves the right to make revisions/ alterations, at its absolute discretion, without any liability whatsoever.



SOBHA
REALTY