



SKYVUE

SOLAIR



L'innovation selon SOBHA!

**Sobha Realty redéfinit le concept
de vie résidentielle de luxe avec un
éventail de projets immobiliers à
Dubai.**

Particulièrement axé sur la qualité et l'innovation, Sobha Realty a créé une pléthore d'espaces emblématiques tels que d'opulents palais, de magnifiques mosquées, des campus avant-gardistes et des communautés ultra-luxueuses aux villas et appartements de haut-standing. Pionnier du modèle "d'intégration en amont" dans le secteur de l'immobilier, Sobha Realty offre une maîtrise sans pareille afin de créer des résidences à la fois uniques et raffinées qui dépassent toutes les attentes.

Intégration en amont.
Conception avant-gardiste.

AVANT-GARDISTE

D'une conception magistrale.

INGÉNIERIE ET SOUS-TRAITANCE

D'un grand raffinement.

APPROVISIONNEMENT DES MATÉRIAUX

Utilisation des dernières
technologies pour des
constructions prestigieuses.

ARTISANAT

D'une attention aux détails
excellente, du début à la fin.

CONTRÔLE DE LA QUALITÉ

Un nouveau standard
mondial.



**WE NOTICE THE
SMALLEST
DETAILS.**

So you won't have to.

SOBHA
REALTY

La ligne d'horizon du nord





Réserve naturelle Ras al khor
05 min



Hippodrome de Meydan
10 min



Écoles de Sobha Hartland et 2
écoles internationales
10 min



Centre-ville de Dubaï
10 min



Aéroport international de Dubaï
12 min



Business Bay
12 min



Burj Khalifa & Dubai Mall
15 Min



Opéra de Dubaï
15 Min



Dubai Frame
15 Min



Palm Jumeirah
15 Min

Quand la ville rencontre le ciel

Sobha Hartland II, un sanctuaire contemporain, bénéficie d'un emplacement central et d'une connexion transparente au cœur de Dubaï, avec un accès pratique aux principaux points d'intérêt de la ville.

Chaque moment offre une commodité inégalée et une élégance moderne. Plongez dans la vie dynamique de Sobha Hartland II avec un accès facile au centre-ville de Dubaï et à d'autres destinations clés.



Une retraite exclusive, conçue spécialement pour vous

Sobha Hartland II, le quartier le plus prestigieux de Dubaï, qui s'étend sur plus de 740 000 mètres carrés, est un mélange parfait de commodité urbaine et d'esprit communautaire. Avec une école internationale, des bureaux, un centre commercial de classe mondiale, un club house et différentes options commerciales, cette communauté offre tout ce dont vous avez besoin à portée de main.





Voici



SKYVUE
SOLAIR

L'opulence
vue du ciel

L'opulence
à un niveau supérieur
depuis le centre.



Skyvue Solair, un joyau unique, est la première tour du célèbre groupe Skyvue, marquant le début de possibilités illimitées.


Skyvue Solair présente une collection de résidences distinguées et d'équipements exceptionnels, offrant une expérience inégalée dans un environnement parfaitement connecté.



Luxe et élégance

Entourées de lumière naturelle, avec des vues panoramiques, ces résidences exsudent un air de sophistication et incarnent un mode de vie luxueux. Découvrez un mélange inégalé de commodité, de sophistication et de beauté naturelle.





La sophistication à son paroxysme

Skyvue forme le crescendo de la ligne d'horizon du Nord au sein de Sobha Hartland II, qui bénéficie d'un emplacement central. Les tours offrent des retraites tranquilles et des vues à couper le souffle qui rehaussent l'expérience de vie.





Le luxe, la hauteur, et la ville !

L'architecture de Skyvue épouse gracieusement son environnement avec une façade en zigzag fluide et rythmée, inscrite dans un plan d'étage triangulaire.

Cette conception magistrale invite les vues panoramiques dans chaque espace, créant sans effort une expérience de vie élevée où les appartements à double perspective deviennent une passerelle vers un horizon sans fin.



Surplombant l'horizon de rêve

La tour se dresse avec une vue inégalée sur la ligne d'horizon emblématique de Dubaï, sur le centre-ville de Dubaï et sur la réserve naturelle de Ras al Khor. On ne peut qu'imaginer les rêves nés dans ce sanctuaire opulent.





Trouvez votre place dans le ciel, Admirez l'horizon


Skyvue Solair offre des
panoramas dégagés sur le
quartier environnant, où
chaque jour se déroule avec
sérénité et beauté.






Exceptionnel, comme prévu

Le luxe évolue, tout comme l'art de vivre.
Cette tour redéfinit l'opulence, présentant
une nouvelle approche extravagante de la
vie avec une élégance intemporelle et une
grandeur inégalée.





La vie à Skyvue Solair


Découvrez un monde d'expériences
illimitées, où chaque style de vie, chaque
âge et chaque passion trouvent leur
expression parfaite.





The Arc of Luxury

Skyvue Solair est magistralement conçu
autour d'un amphithéâtre époustouflant
qui s'adapte gracieusement aux variations
du niveau de l'eau.





Autour de l'impressionnant plan d'eau,
vous découvrirez une collection de
restaurants distingués, offrant une
expérience véritablement exceptionnelle.



Conçu pour toutes
les passions



Chaque jour apporte son lot de nouvelles expériences et d'émotions fortes. Vivez une expérience cinématographique dans le théâtre en plein air ou créez des moments inoubliables dans l'espace barbecue et sur la terrasse. Cette communauté dynamique répond à tous les besoins, vous permettant de profiter pleinement de la vie et de l'enrichir.

Une multitude d'équipements vous attendent pour améliorer vos loisirs et votre mode de vie



Installations extérieures

- Piscine pour enfants
- Piscine à débordement
- Point d'eau au centre
- Jacuzzi

Espace fitness/gym

- Gym en plein air
- Salle de sport en intérieur
- Studio de Yoga
- Zone d'entraînement
- Walking/Jogging Loop
- Yoga and Meditation Area
- Sauna et vapeur
- Zone de Crossfit

Divertissement

- Salle polyvalente
- Espace cinéma ouvert
- Pelouse de pique-nique ouverte
- Espace barbecue
- Espace barbecue
- Amphithéâtre ouvert



Installations intérieures

- Salle de cinéma intérieure
- Bibliothèque / salle de lecture
- Salle de cartes, échecs et carrom
- Salle de jeux vidéo intérieure
- Salle de concert
- Salle artistique



Zone pour enfants et jeunes enfants

- Salle de jeux pour enfants


Les aménagements mentionnés sont uniquement représentatifs et informatifs. Les informations, les images et les visuels, ou les emplacements présentés ici ne sont qu'une indication des développements envisagés et ceux-ci sont soumis à l'approbation des autorités locales. Le promoteur se réserve le droit de procéder à des ajouts, des suppressions, des modifications ou des amendements sans préavis.



Trouvez votre connexion

Plus qu'un simple espace partagé, le lieu favorise les relations, offre un soutien et permet de cultiver un véritable sentiment d'appartenance.

Reposez, relaxez et ressourcez votre corps et votre esprit autour d'infrastructures communautaires de type club-house.





Fraîcheur, luminosité et légèreté

Irradiant de lumière naturelle grâce à des murs vitrés allant du sol au plafond, Skyvue Solair dégage un air de sophistication et de luxe en tout point. Réveillez-vous revigoré et prêt à affronter une nouvelle journée sublime au paradis.



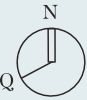


Des résidences conçues à la perfection

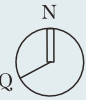
Entre ces murs, la tranquillité règne,
l'élégance triangulaire et le design raffiné
nous ramènent sans effort au havre de
paix de Skyvue, où chaque détail incarne la
perfection.

Avertissement : les images développées utilisent la technologie de
l'infographie (rendu photoréaliste) pour présenter le bâtiment et la
conception de l'appartement, y compris la façade, les élévations et les
intérieurs. Tous les meubles, éclairages, finitions, façades et œuvres d'art
présentés le sont uniquement à des fins de marketing. Le contenu de ces
images n'est donné qu'à titre d'illustration et peut varier.

LOCATION MAP



MASTER PLAN



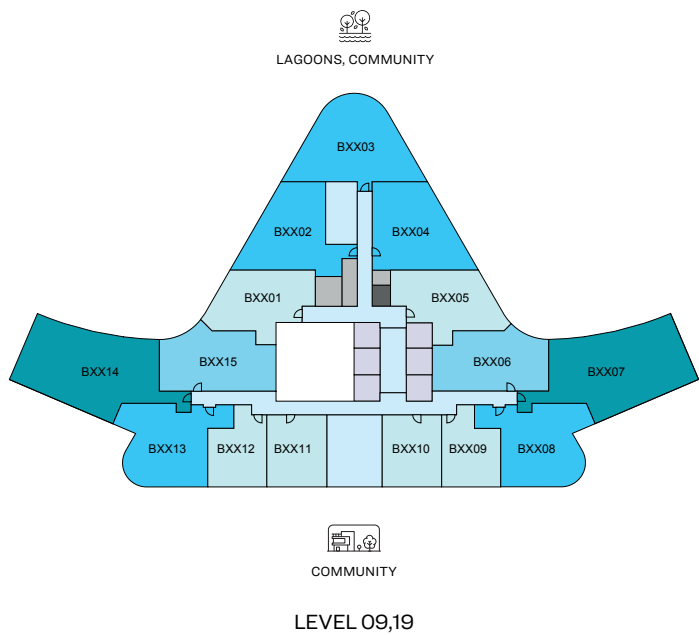
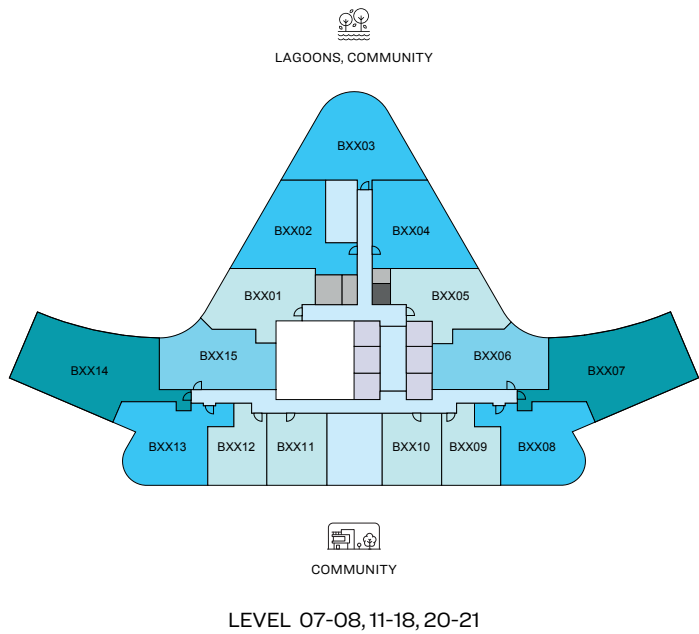
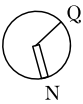
SITE PLAN



Floor
Plans

FLOOR PLAN LAYOUT

SKYVUE SOLAIR

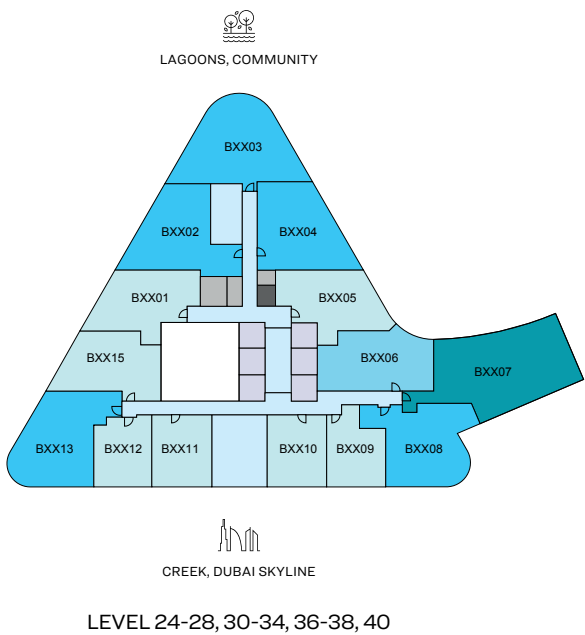
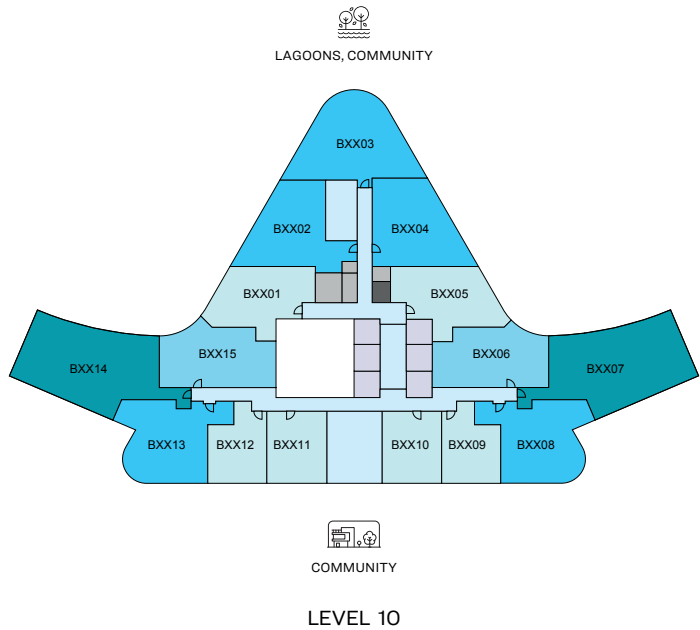
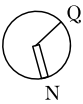


1 BED UNIT	2 BED UNIT	CIRCULATION	LIFTS
1.5 BED UNIT	3 BED UNIT	SERVICES	GARBAGE ROOM

Disclaimer: 1. All dimensions are in metric, measured to wall finishes. 2. All materials, dimensions & drawings are approximate. 3. Information is subject to change without notice, at developer's absolute discretion. 4. Actual area may vary from the stated area. 5. Drawing are not to scale. 6. All images used are for illustrative purpose only and do not represent the actual size, features, specifications, fittings and furnishings. 7. The developer reserves the right to make revisions/ alterations, at its absolute discretion, without any liability whatsoever.

FLOOR PLAN LAYOUT

SKYVUE SOLAIR

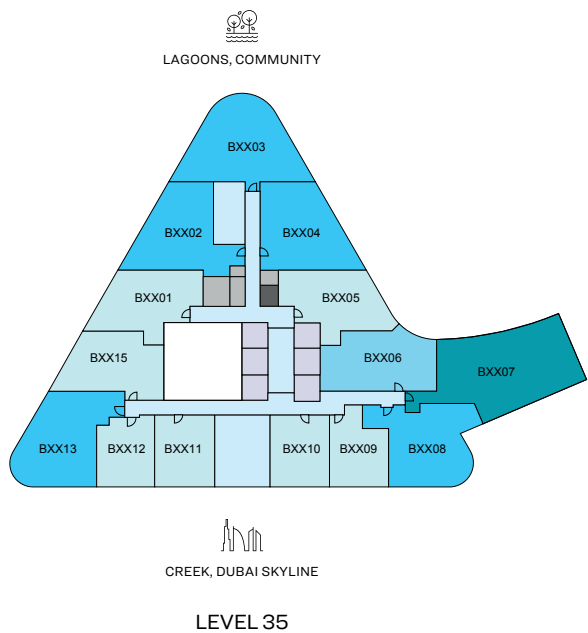
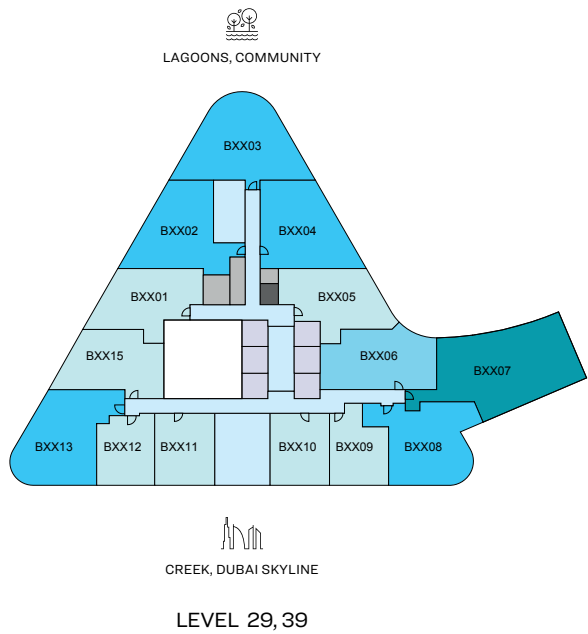
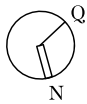


1 BED UNIT	2 BED UNIT	CIRCULATION	LIFTS
1.5 BED UNIT	3 BED UNIT	SERVICES	GARBAGE ROOM

Disclaimer: 1. All dimensions are in metric, measured to wall finishes. 2. All materials, dimensions & drawings are approximate. 3. Information is subject to change without notice, at developer's absolute discretion. 4. Actual area may vary from the stated area. 5. Drawing are not to scale. 6. All images used are for illustrative purpose only and do not represent the actual size, features, specifications, fittings and furnishings. 7. The developer reserves the right to make revisions/ alterations, at its absolute discretion, without any liability whatsoever.

FLOOR PLAN LAYOUT

SKYVUE SOLAIR

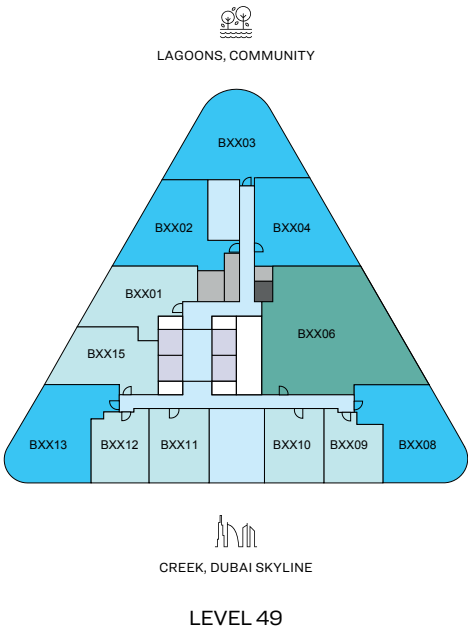
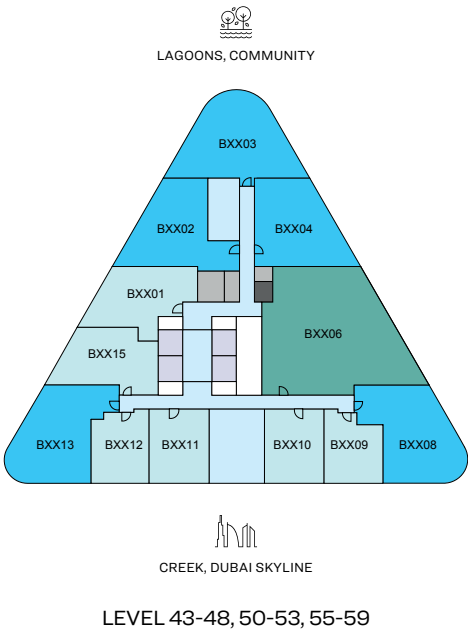
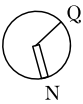


1 BED UNIT	2 BED UNIT	CIRCULATION	LIFTS
1.5 BED UNIT	3 BED UNIT	SERVICES	GARBAGE ROOM

Disclaimer: 1. All dimensions are in metric, measured to wall finishes. 2. All materials, dimensions & drawings are approximate. 3. Information is subject to change without notice, at developer's absolute discretion. 4. Actual area may vary from the stated area. 5. Drawing are not to scale. 6. All images used are for illustrative purpose only and do not represent the actual size, features, specifications, fittings and furnishings. 7. The developer reserves the right to make revisions/ alterations, at its absolute discretion, without any liability whatsoever.

FLOOR PLAN LAYOUT

SKYVUE SOLAIR

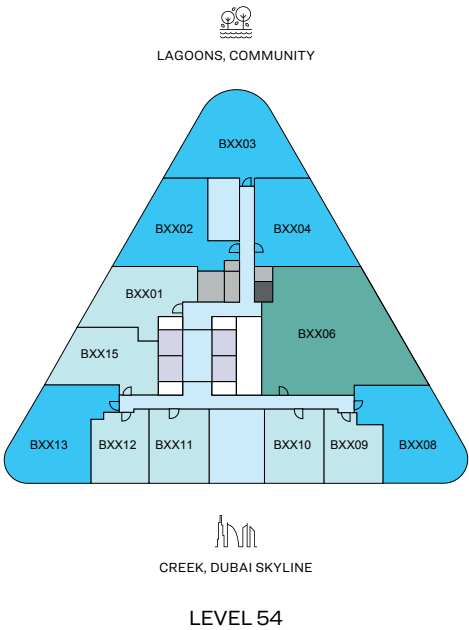
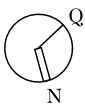


- | | | | |
|------------|--------------|----------|--------------|
| 1 BED UNIT | 3.5 BED UNIT | SERVICES | GARBAGE ROOM |
| 2 BED UNIT | CIRCULATION | LIFTS | |

Disclaimer: 1. All dimensions are in metric, measured to wall finishes. 2. All materials, dimensions & drawings are approximate. 3. Information is subject to change without notice, at developer's absolute discretion. 4. Actual area may vary from the stated area. 5. Drawing are not to scale. 6. All images used are for illustrative purpose only and do not represent the actual size, features, specifications, fittings and furnishings. 7. The developer reserves the right to make revisions/ alterations, at its absolute discretion, without any liability whatsoever.

FLOOR PLAN LAYOUT

SKYVUE SOLAIR



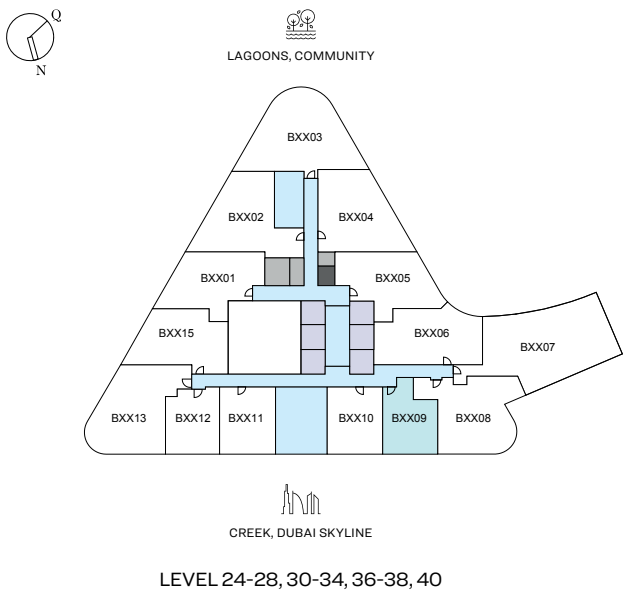
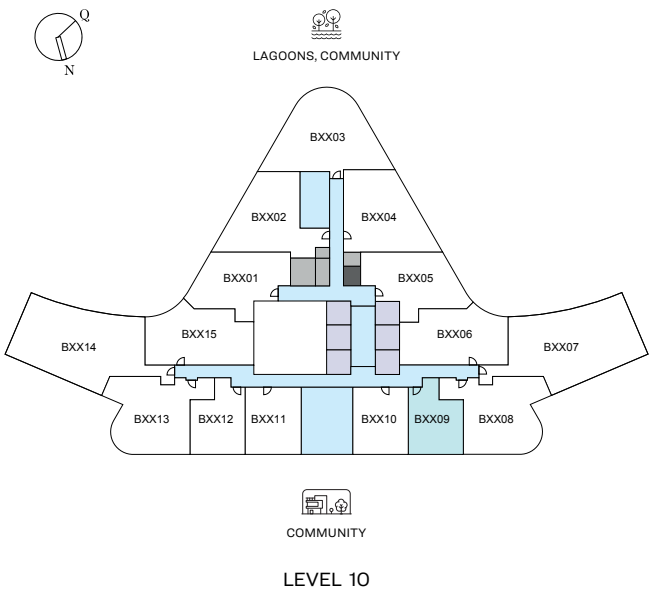
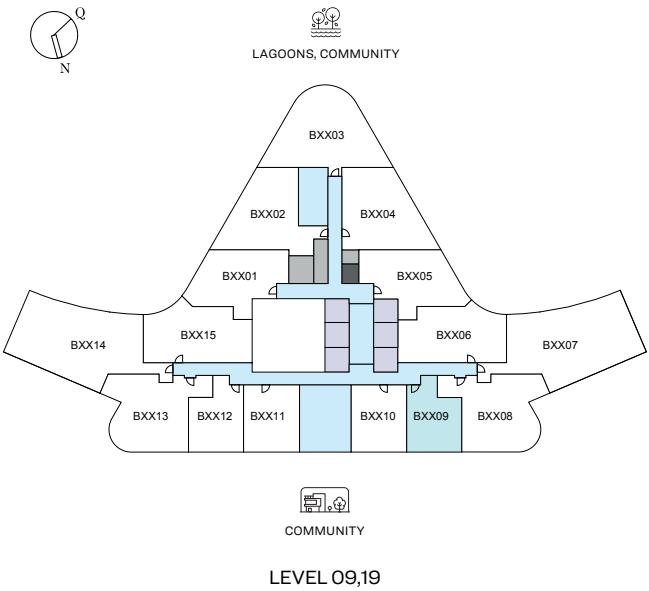
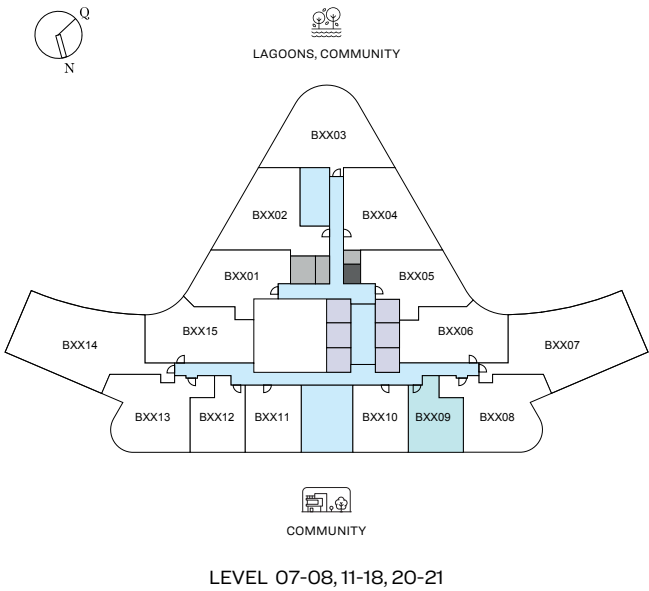
1 BED UNIT	3.5 BED UNIT	SERVICES	GARBAGE ROOM
2 BED UNIT	CIRCULATION	LIFTS	

Disclaimer: 1. All dimensions are in metric, measured to wall finishes. 2. All materials, dimensions & drawings are approximate. 3. Information is subject to change without notice, at developer's absolute discretion. 4. Actual area may vary from the stated area. 5. Drawing are not to scale. 6. All images used are for illustrative purpose only and do not represent the actual size, features, specifications, fittings and furnishings. 7. The developer reserves the right to make revisions/ alterations, at its absolute discretion, without any liability whatsoever.

1 BEDROOM APARTMENT
TYPE A (with balcony)

TOTAL SALEABLE AREA
SUITE RANGE = 499.45 SQ.FT. - 502.67 SQ.FT.
BALCONY = 51.13 SQ.FT.
TOTAL RANGE = 550.58 SQ.FT. - 553.80 SQ.FT.

UNIT



List of unit numbers with this unit plan:

VIEWS

Community
B709, B809, B909, B1009, B1109, B1209, B1309, B1409, B1509, B1609, B1709, B1809, B1909, B2009, B2109, B2409, B2509, B2609, B2709, B2809, B2909, B3009, B3109, B3209, B3309, B3409, B3509

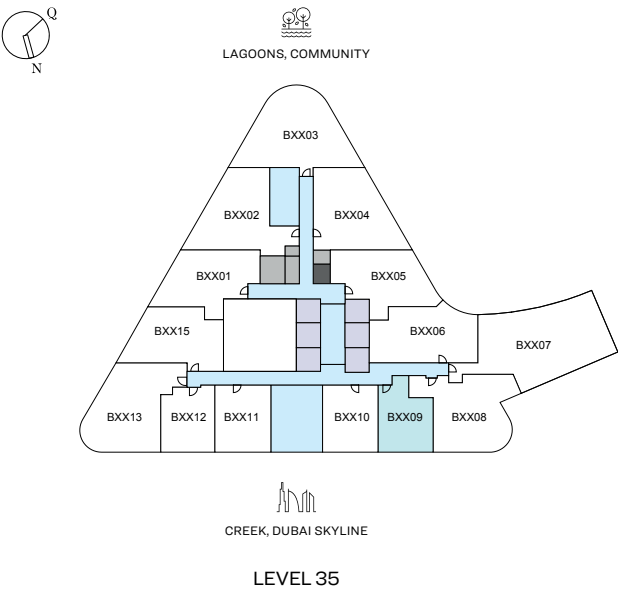
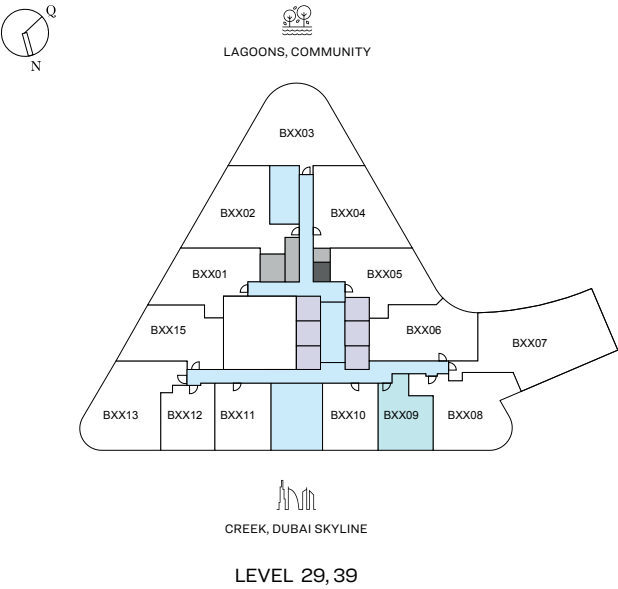
Ras Al Khor, Creek
B3609, B3709, B3809, B3909, B4009

Disclaimer: 1. All dimensions are in metric, measured to wall finishes. 2. All materials, dimensions & drawings are approximate. 3. Information is subject to change without notice, at developer's absolute discretion. 4. Actual area may vary from the stated area. 5. Drawing are not to scale. 6. All images used are for illustrative purpose only and do not represent the actual size, features, specifications, fittings and furnishings. 7. The developer reserves the right to make revisions/ alterations, at its absolute discretion, without any liability whatsoever.

1 BEDROOM APARTMENT
TYPE A (with balcony)

TOTAL SALEABLE AREA
SUITE RANGE = 499.45 SQ.FT. - 502.67 SQ.FT.
BALCONY = 51.13 SQ.FT.
TOTAL RANGE = 550.58 SQ.FT. - 553.80 SQ.FT.

UNIT



List of unit numbers with this unit plan:

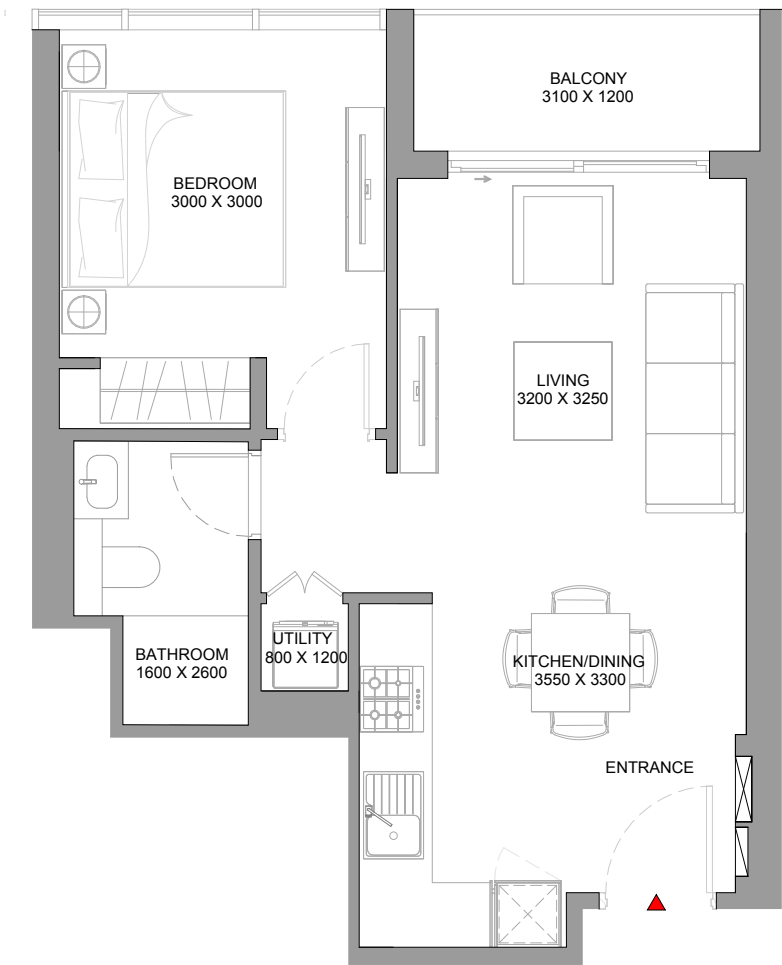
VIEWS

- Community
B709, B809, B909, B1009, B1109, B1209, B1309, B1409, B1509, B1609, B1709, B1809, B1909, B2009, B2109, B2409, B2509, B2609, B2709, B2809, B2909, B3009, B3109, B3209, B3309, B3409, B3509
- Ras Al Khor, Creek
B3609, B3709, B3809, B3909, B4009

Disclaimer: 1. All dimensions are in metric, measured to wall finishes. 2. All materials, dimensions & drawings are approximate. 3. Information is subject to change without notice, at developer's absolute discretion. 4. Actual area may vary from the stated area. 5. Drawing are not to scale. 6. All images used are for illustrative purpose only and do not represent the actual size, features, specifications, fittings and furnishings. 7. The developer reserves the right to make revisions/ alterations, at its absolute discretion, without any liability whatsoever.

1 BEDROOM APARTMENT
TYPE A (with balcony)

TOTAL SALEABLE AREA
SUITE RANGE = 499.45 SQ.FT. - 502.67 SQ.FT.
BALCONY = 51.13 SQ.FT.
TOTAL RANGE = 550.58 SQ.FT. - 553.80 SQ.FT.



List of unit numbers with this unit plan:

VIEWS

- Community**
B709, B809, B909, B1009, B1109, B1209, B1309, B1409, B1509, B1609, B1709, B1809, B1909, B2009, B2109, B2409, B2509, B2609, B2709, B2809, B2909, B3009, B3109, B3209, B3309, B3409, B3509
- Ras Al Khor, Creek**
B3609, B3709, B3809, B3909, B4009

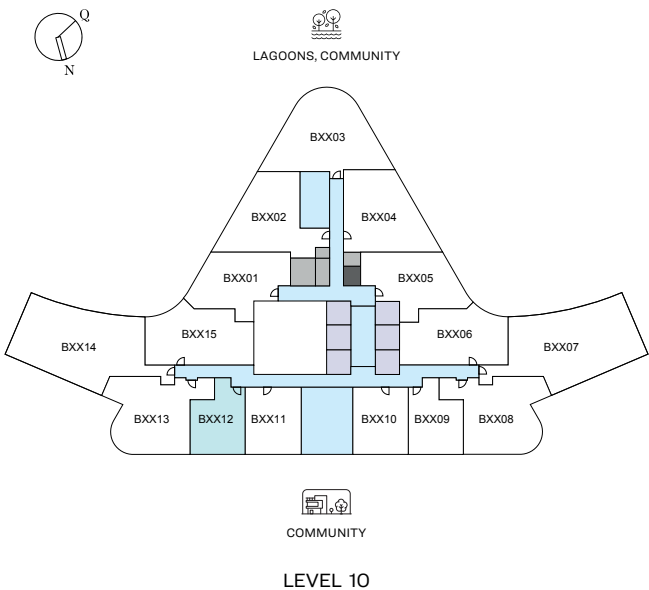
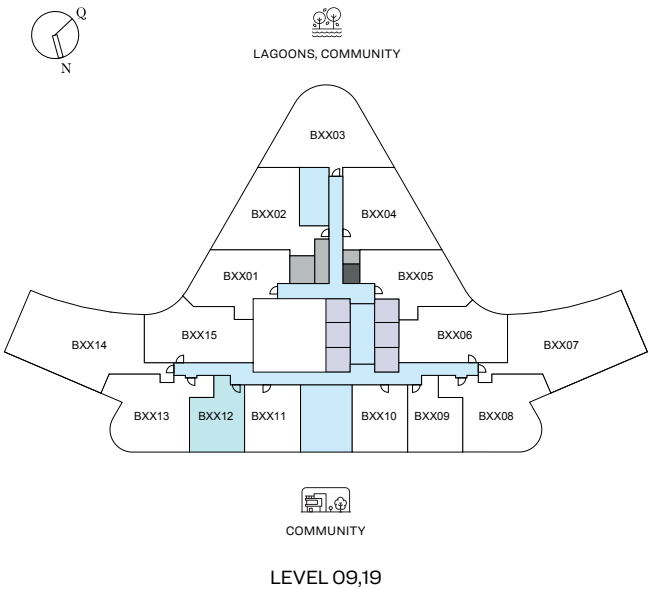
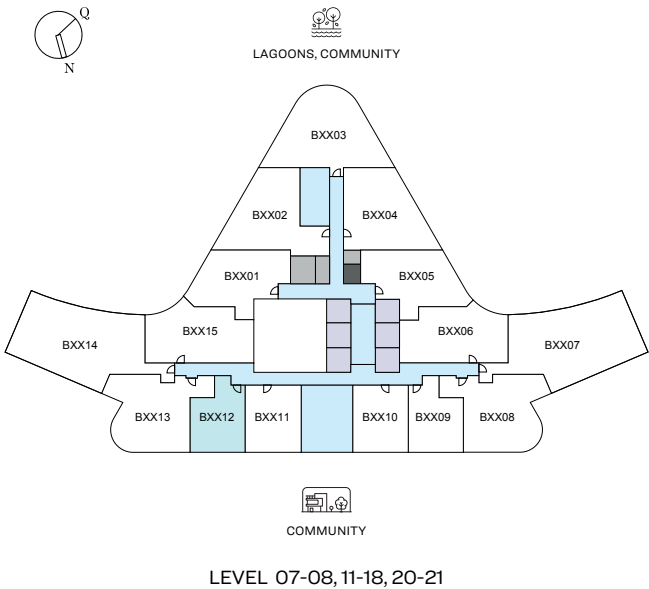


Disclaimer: 1. All dimensions are in metric, measured to wall finishes. 2. All materials, dimensions & drawings are approximate. 3. Information is subject to change without notice, at developer's absolute discretion. 4. Actual area may vary from the stated area. 5. Drawing are not to scale. 6. All images used are for illustrative purpose only and do not represent the actual size, features, specifications, fittings and furnishings. 7. The developer reserves the right to make revisions/ alterations, at its absolute discretion, without any liability whatsoever.

1 BEDROOM APARTMENT
TYPE A (with balcony) VARIANT 1

TOTAL SALEABLE AREA
SUITE RANGE = 499.45 SQ.FT. - 502.67 SQ.FT.
BALCONY = 51.13 SQ.FT.
TOTAL RANGE = 550.58 SQ.FT. - 553.80 SQ.FT.

UNIT



List of unit numbers with this unit plan:

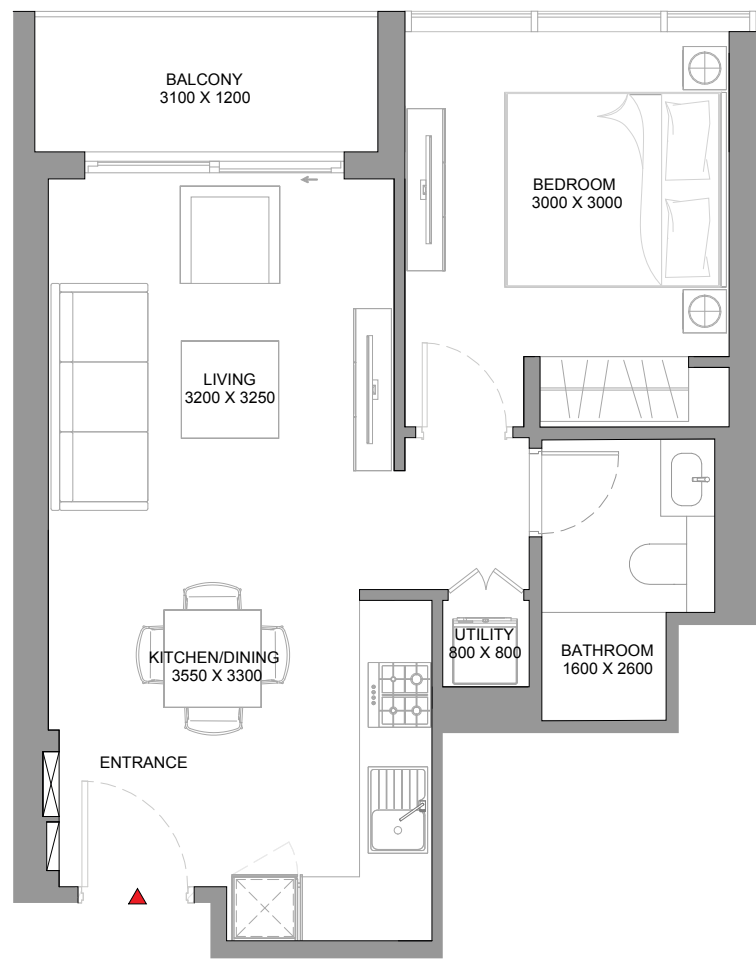
VIEWS

Community
B712, B812, B912, B1012, B1112, B1212, B1312, B1412, B1512, B1612, B1712, B1812, B1912, B2012, B2112

Disclaimer: 1. All dimensions are in metric, measured to wall finishes. 2. All materials, dimensions & drawings are approximate. 3. Information is subject to change without notice, at developer's absolute discretion. 4. Actual area may vary from the stated area. 5. Drawing are not to scale. 6. All images used are for illustrative purpose only and do not represent the actual size, features, specifications, fittings and furnishings. 7. The developer reserves the right to make revisions/ alterations, at its absolute discretion, without any liability whatsoever.

1 BEDROOM APARTMENT
TYPE A (with balcony) VARIANT 1

TOTAL SALEABLE AREA
SUITE RANGE = 499.45 SQ.FT. - 502.67 SQ.FT.
BALCONY = 51.13 SQ.FT.
TOTAL RANGE = 550.58 SQ.FT. - 553.80 SQ.FT.



List of unit numbers with this unit plan:

VIEWS

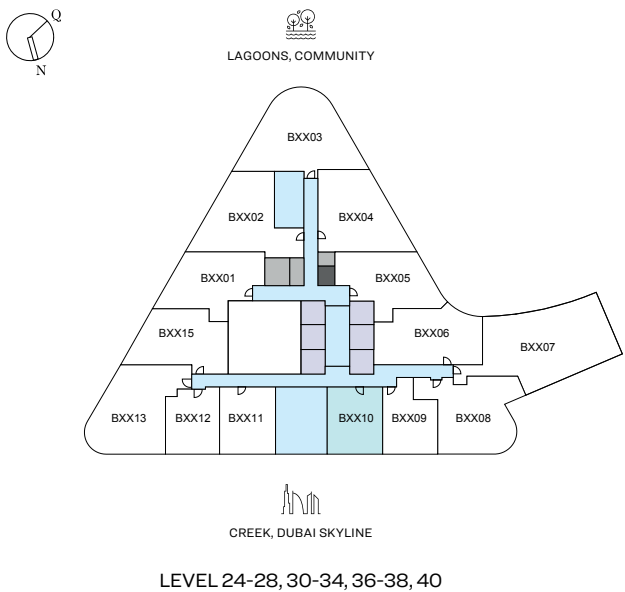
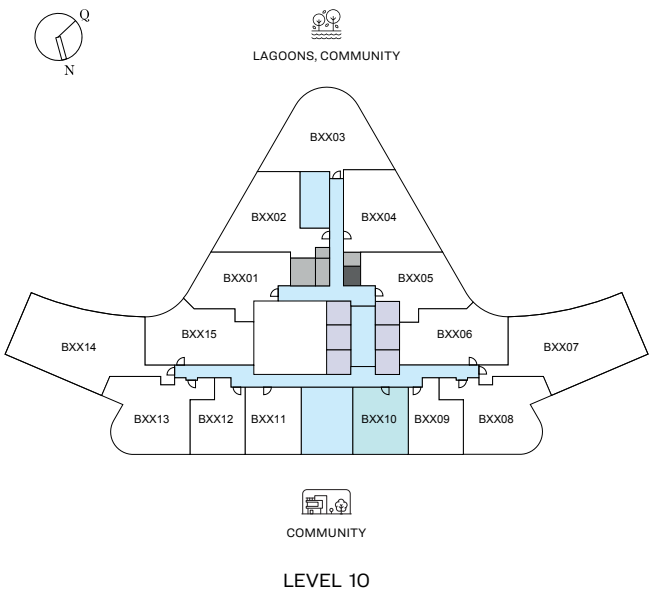
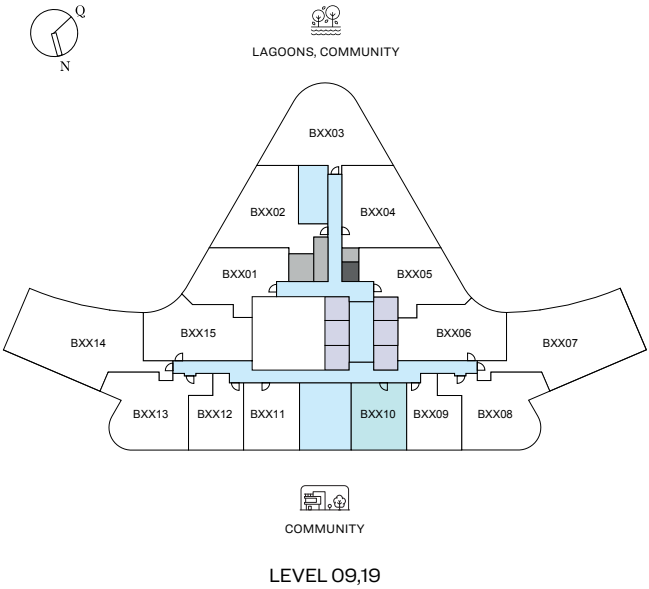
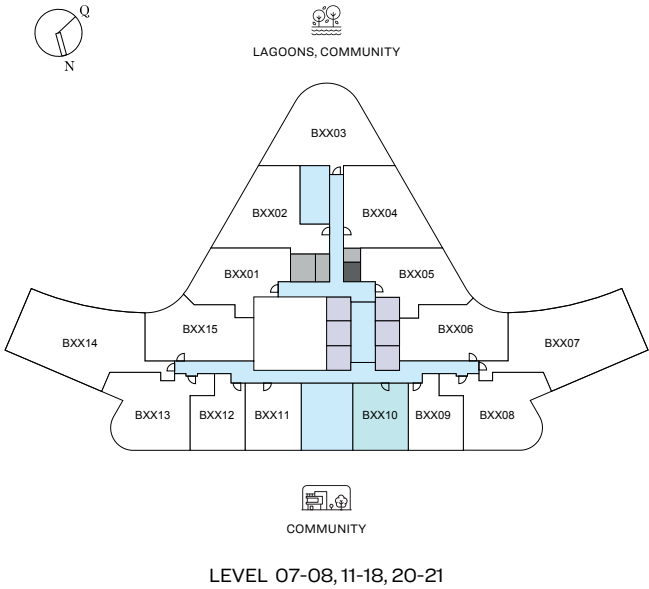
Community
B712, B812, B912, B1012, B1112, B1212, B1312, B1412, B1512, B1612, B1712, B1812, B1912, B2012, B2112

Disclaimer: 1. All dimensions are in metric, measured to wall finishes. 2. All materials, dimensions & drawings are approximate. 3. Information is subject to change without notice, at developer's absolute discretion. 4. Actual area may vary from the stated area. 5. Drawing are not to scale. 6. All images used are for illustrative purpose only and do not represent the actual size, features, specifications, fittings and furnishings. 7. The developer reserves the right to make revisions/ alterations, at its absolute discretion, without any liability whatsoever.

1 BEDROOM APARTMENT
TYPE B (with balcony)

TOTAL SALEABLE AREA
SUITE = 496.86 SQ.FT.
BALCONY = 51.13 SQ.FT.
TOTAL = 547.99 SQ.FT.

UNIT



List of unit numbers with this unit plan:

VIEWS

Community

B710, B810, B910, B1010, B1110, B1210, B1310, B1410, B1510, B1610, B1710, B1810, B1910, B2010, B2110, B2410, B2510, B2610, B2710, B2810, B2910, B3010, B3110, B3210, B3310, B3410, B3510

Ras Al Khor, Creek

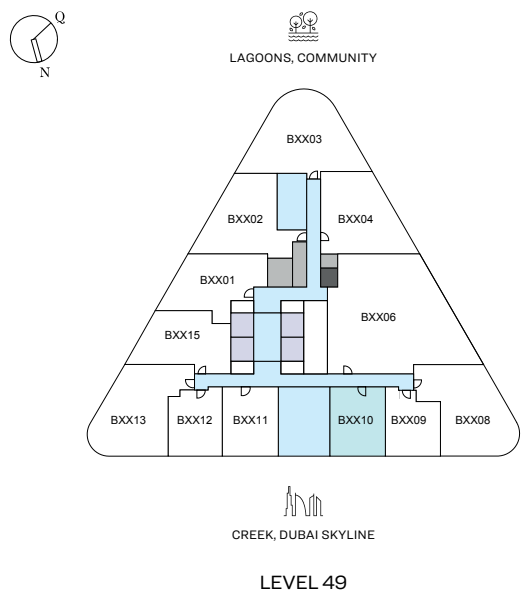
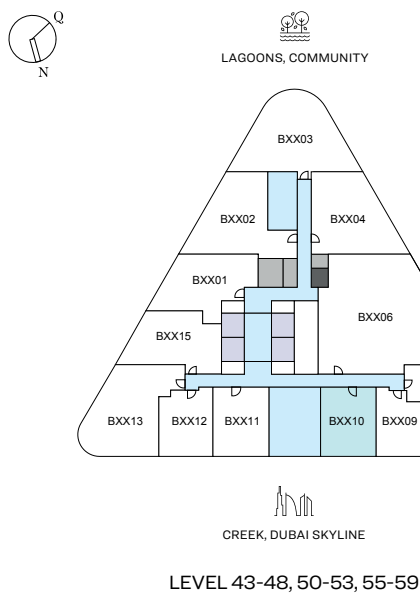
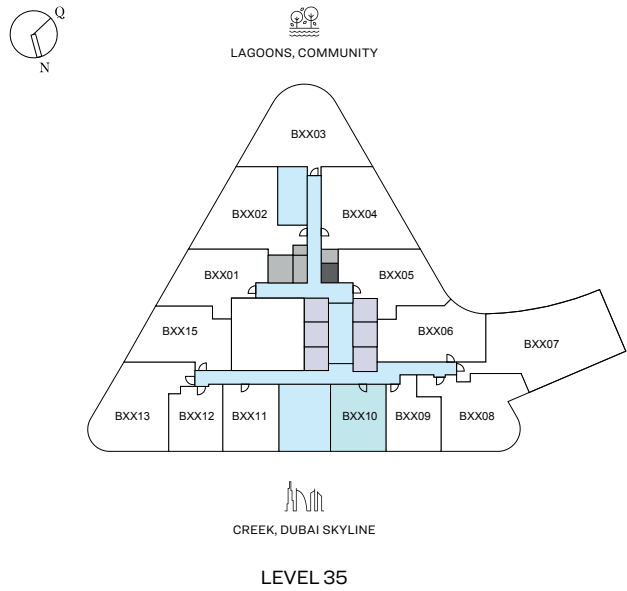
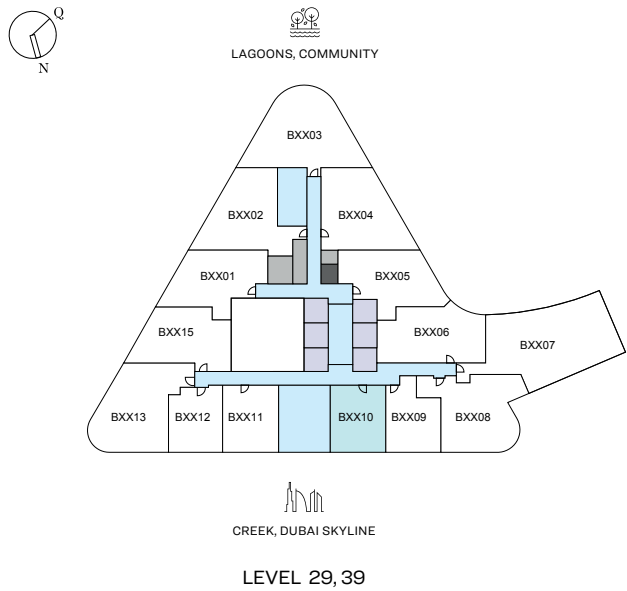
B3610, B3710, B3810, B3910, B4010, B4310, B4410, B4510, B4610, B4710, B4810, B4910, B5010, B5110, B5210, B5310, B5410, B5510, B5610, B5710, B5810, B5910

Disclaimer: 1. All dimensions are in metric, measured to wall finishes. 2. All materials, dimensions & drawings are approximate. 3. Information is subject to change without notice, at developer's absolute discretion. 4. Actual area may vary from the stated area. 5. Drawing are not to scale. 6. All images used are for illustrative purpose only and do not represent the actual size, features, specifications, fittings and furnishings. 7. The developer reserves the right to make revisions/ alterations, at its absolute discretion, without any liability whatsoever.

1 BEDROOM APARTMENT
TYPE B (with balcony)

TOTAL SALEABLE AREA
SUITE = 496.86 SQ.FT.
BALCONY = 51.13 SQ.FT.
TOTAL = 547.99 SQ.FT.

UNIT



List of unit numbers with this unit plan:

VIEWS

Community

B710, B810, B910, B1010, B1110, B1210, B1310, B1410, B1510, B1610, B1710, B1810, B1910, B2010, B2110, B2410, B2510, B2610, B2710, B2810, B2910, B3010, B3110, B3210, B3310, B3410, B3510

Ras Al Khor, Creek

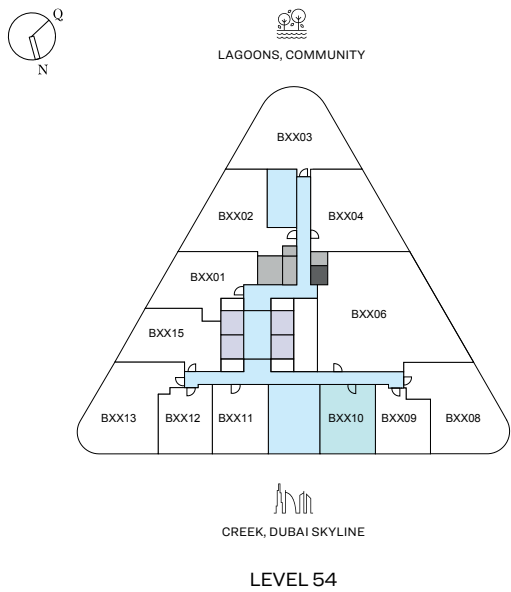
B3610, B3710, B3810, B3910, B4010, B4310, B4410, B4510, B4610, B4710, B4810, B4910, B5010, B5110, B5210, B5310, B5410, B5510, B5610, B5710, B5810, B5910

Disclaimer: 1. All dimensions are in metric, measured to wall finishes. 2. All materials, dimensions & drawings are approximate. 3. Information is subject to change without notice, at developer's absolute discretion. 4. Actual area may vary from the stated area. 5. Drawing are not to scale. 6. All images used are for illustrative purpose only and do not represent the actual size, features, specifications, fittings and furnishings. 7. The developer reserves the right to make revisions/ alterations, at its absolute discretion, without any liability whatsoever.

1 BEDROOM APARTMENT
TYPE B (with balcony)

TOTAL SALEABLE AREA
SUITE = 496.86 SQ.FT.
BALCONY = 51.13 SQ.FT.
TOTAL = 547.99 SQ.FT.

UNIT



List of unit numbers with this unit plan:

VIEWS

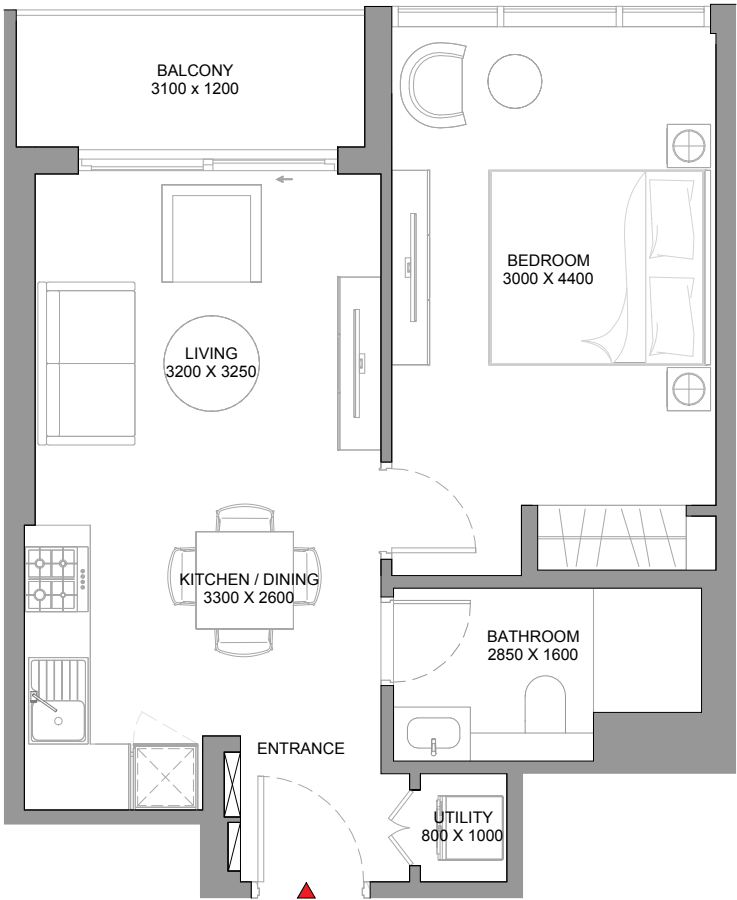
Community
B710, B810, B910, B1010, B1110, B1210, B1310, B1410, B1510, B1610, B1710, B1810, B1910, B2010, B2110, B2410, B2510, B2610, B2710, B2810, B2910, B3010, B3110, B3210, B3310, B3410, B3510

Ras Al Khor, Creek
B3610, B3710, B3810, B3910, B4010, B4310, B4410, B4510, B4610, B4710, B4810, B4910, B5010, B5110, B5210, B5310, B5410, B5510, B5610, B5710, B5810, B5910

Disclaimer: 1. All dimensions are in metric, measured to wall finishes. 2. All materials, dimensions & drawings are approximate. 3. Information is subject to change without notice, at developer's absolute discretion. 4. Actual area may vary from the stated area. 5. Drawing are not to scale. 6. All images used are for illustrative purpose only and do not represent the actual size, features, specifications, fittings and furnishings. 7. The developer reserves the right to make revisions/ alterations, at its absolute discretion, without any liability whatsoever.

1 BEDROOM APARTMENT
TYPE B (with balcony)

TOTAL SALEABLE AREA
SUITE = 496.86 SQ.FT.
BALCONY = 51.13 SQ.FT.
TOTAL = 547.99 SQ.FT.



List of unit numbers with this unit plan:

VIEWS

Community

B710, B810, B910, B1010, B1110, B1210, B1310, B1410, B1510, B1610, B1710, B1810, B1910, B2010, B2110, B2410, B2510, B2610, B2710, B2810, B2910, B3010, B3110, B3210, B3310, B3410, B3510

Ras Al Khor, Creek

B3610, B3710, B3810, B3910, B4010, B4310, B4410, B4510, B4610, B4710, B4810, B4910, B5010, B5110, B5210, B5310, B5410, B5510, B5610, B5710, B5810, B5910

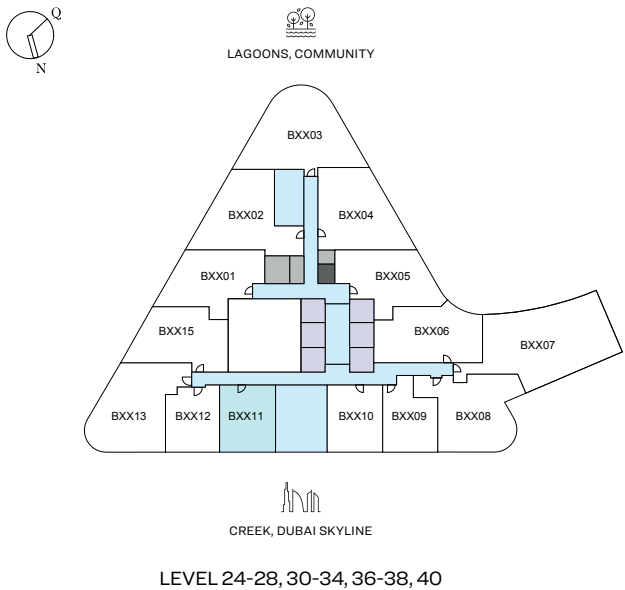
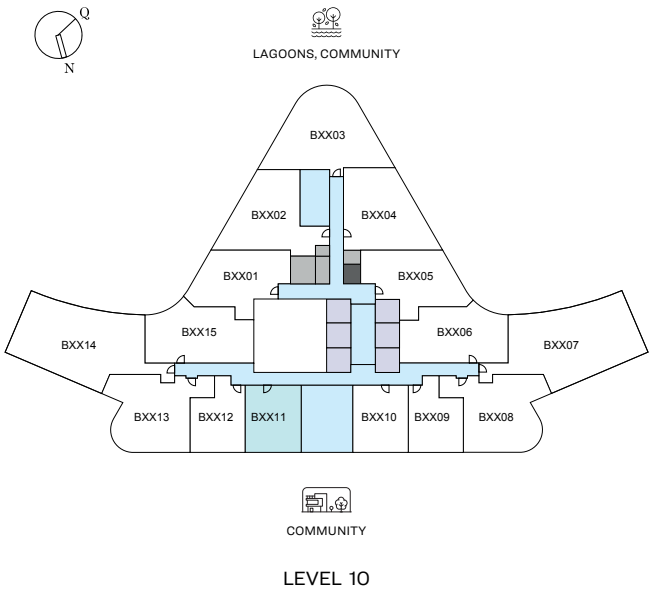
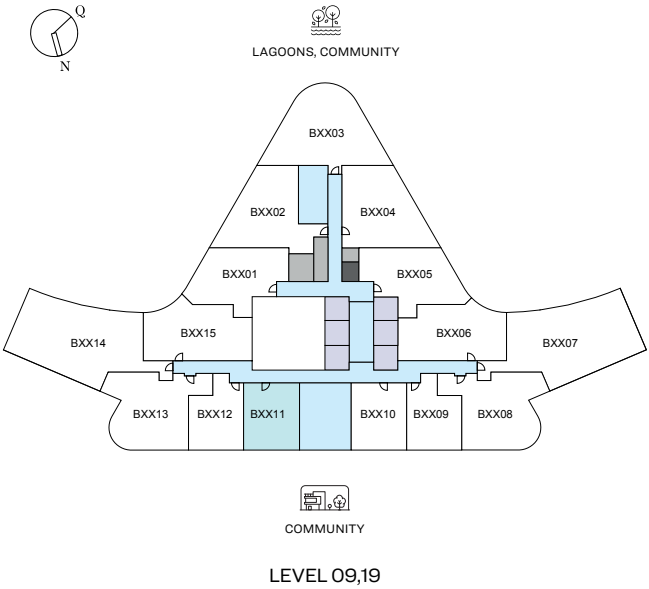
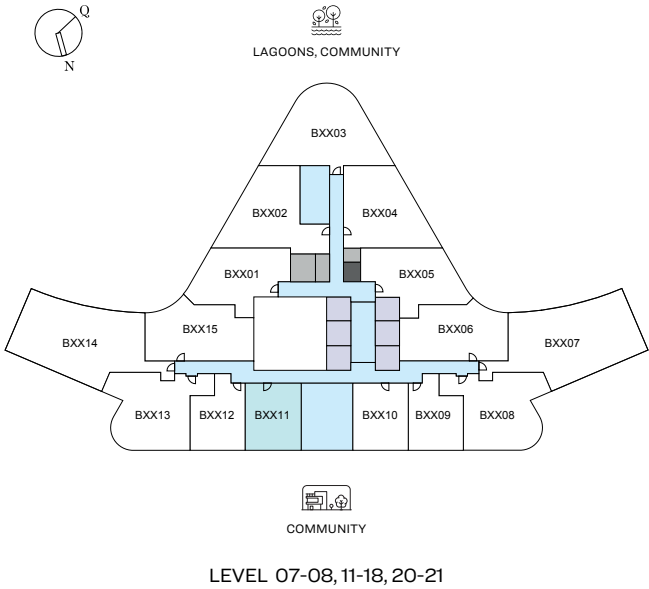
Disclaimer: 1. All dimensions are in metric, measured to wall finishes. 2. All materials, dimensions & drawings are approximate. 3. Information is subject to change without notice, at developer's absolute discretion. 4. Actual area may vary from the stated area. 5. Drawing are not to scale. 6. All images used are for illustrative purpose only and do not represent the actual size, features, specifications, fittings and furnishings. 7. The developer reserves the right to make revisions/ alterations, at its absolute discretion, without any liability whatsoever.



1 BEDROOM APARTMENT
TYPE B (with balcony) VARIANT 1

TOTAL SALEABLE AREA
SUITE RANGE = 496.86 SQ.FT. - 497.19 SQ.FT.
BALCONY = 51.13 SQ.FT.
TOTAL RANGE = 547.99 SQ.FT. - 548.32 SQ.FT.

UNIT



List of unit numbers with this unit plan:

VIEWS

Community

B711, B811, B911, B1011, B1111, B1211, B1311, B1411, B1511, B1611, B1711, B1811, B1911, B2011, B2111, B2411, B2511, B2611, B2711, B2811, B2911, B3011, B3111, B3211, B3311, B3411, B3511

Ras Al Khor, Creek

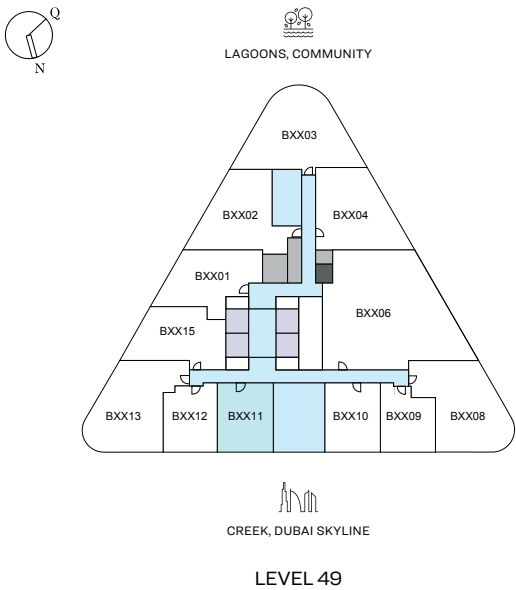
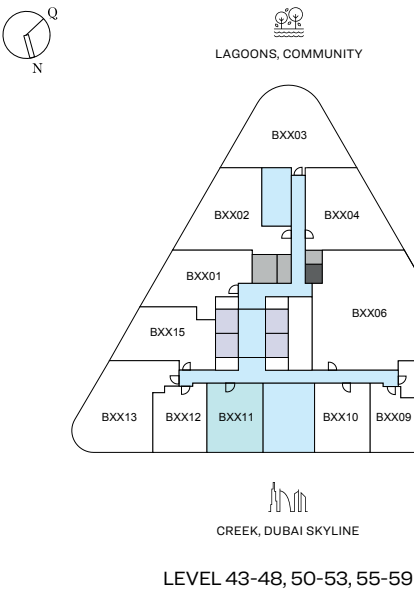
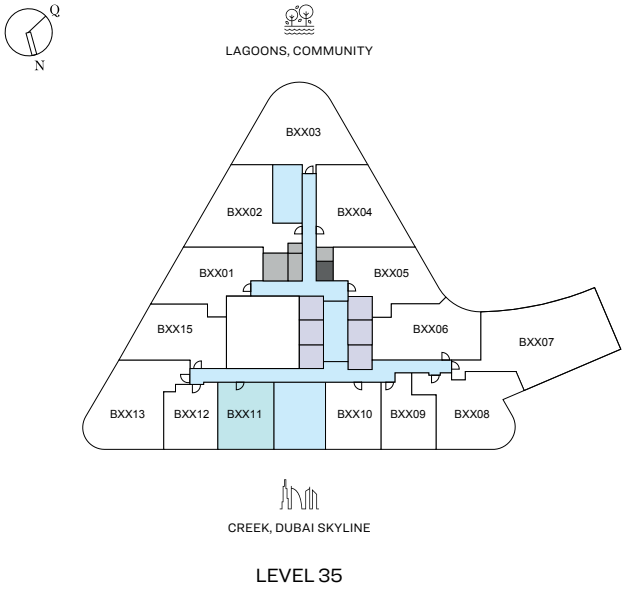
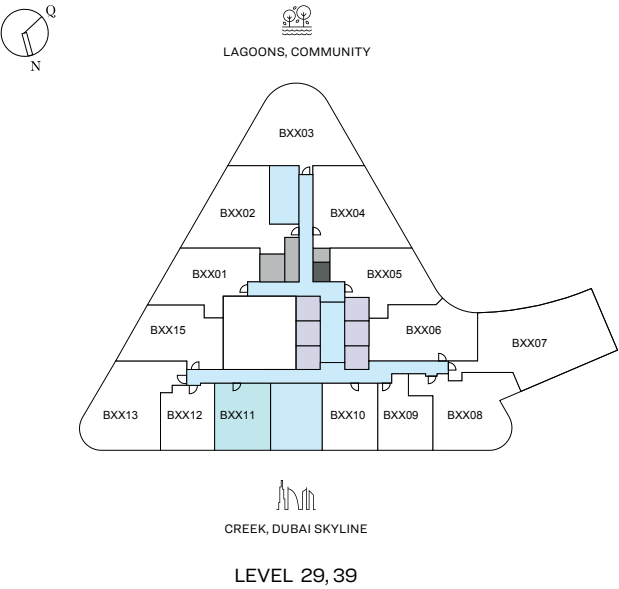
B3611, B3711, B3811, B3911, B4011, B4311, B4411, B4511, B4611, B4711, B4811, B4911, B5011, B5111, B5211, B5311, B5411, B5511, B5611, B5711, B5811, B5911

Disclaimer: 1. All dimensions are in metric, measured to wall finishes. 2. All materials, dimensions & drawings are approximate. 3. Information is subject to change without notice, at developer's absolute discretion. 4. Actual area may vary from the stated area. 5. Drawing are not to scale. 6. All images used are for illustrative purpose only and do not represent the actual size, features, specifications, fittings and furnishings. 7. The developer reserves the right to make revisions/ alterations, at its absolute discretion, without any liability whatsoever.

1 BEDROOM APARTMENT
TYPE B (with balcony) VARIANT 1

TOTAL SALEABLE AREA
SUITE RANGE = 496.86 SQ.FT. - 497.19 SQ.FT.
BALCONY = 51.13 SQ.FT.
TOTAL RANGE = 547.99 SQ.FT. - 548.32 SQ.FT.

UNIT



List of unit numbers with this unit plan:

VIEWS

Community

B711, B811, B911, B1011, B1111, B1211, B1311, B1411, B1511, B1611, B1711, B1811, B1911, B2011, B2111, B2411, B2511, B2611, B2711, B2811, B2911, B3011, B3111, B3211, B3311, B3411, B3511

Ras Al Khor, Creek

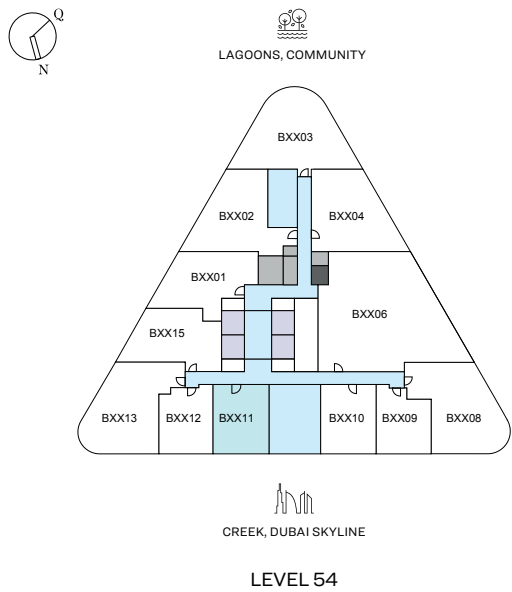
B3611, B3711, B3811, B3911, B4011, B4311, B4411, B4511, B4611, B4711, B4811, B4911, B5011, B5111, B5211, B5311, B5411, B5511, B5611, B5711, B5811, B5911

Disclaimer: 1. All dimensions are in metric, measured to wall finishes. 2. All materials, dimensions & drawings are approximate. 3. Information is subject to change without notice, at developer's absolute discretion. 4. Actual area may vary from the stated area. 5. Drawing are not to scale. 6. All images used are for illustrative purpose only and do not represent the actual size, features, specifications, fittings and furnishings. 7. The developer reserves the right to make revisions/ alterations, at its absolute discretion, without any liability whatsoever.

1 BEDROOM APARTMENT
TYPE B (with balcony) VARIANT 1

TOTAL SALEABLE AREA
SUITE RANGE = 496.86 SQ.FT. - 497.19 SQ.FT.
BALCONY = 51.13 SQ.FT.
TOTAL RANGE = 547.99 SQ.FT. - 548.32 SQ.FT.

UNIT



List of unit numbers with this unit plan:

VIEWS

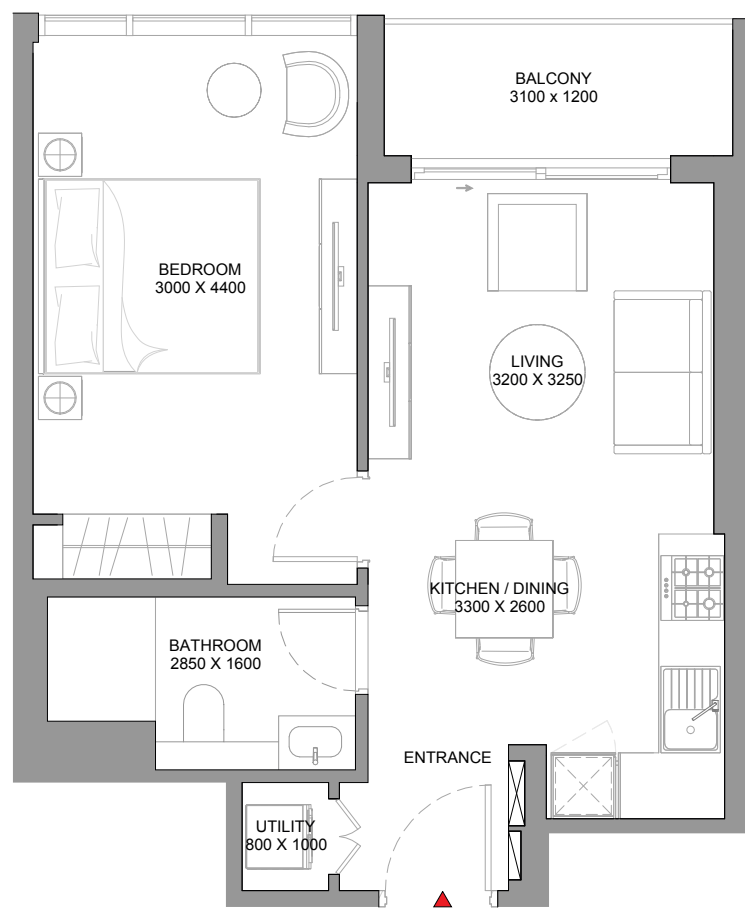
Community
B711, B811, B911, B1011, B1111, B1211, B1311, B1411, B1511, B1611, B1711, B1811, B1911, B2011, B2111, B2411, B2511, B2611, B2711, B2811, B2911, B3011, B3111, B3211, B3311, B3411, B3511

Ras Al Khor, Creek
B3611, B3711, B3811, B3911, B4011, B4311, B4411, B4511, B4611, B4711, B4811, B4911, B5011, B5111, B5211, B5311, B5411, B5511, B5611, B5711, B5811, B5911

Disclaimer: 1. All dimensions are in metric, measured to wall finishes. 2. All materials, dimensions & drawings are approximate. 3. Information is subject to change without notice, at developer's absolute discretion. 4. Actual area may vary from the stated area. 5. Drawing are not to scale. 6. All images used are for illustrative purpose only and do not represent the actual size, features, specifications, fittings and furnishings. 7. The developer reserves the right to make revisions/ alterations, at its absolute discretion, without any liability whatsoever.

1 BEDROOM APARTMENT
TYPE B (with balcony) VARIANT 1

TOTAL SALEABLE AREA
SUITE RANGE = 496.86 SQ.FT. - 497.19 SQ.FT.
BALCONY = 51.13 SQ.FT.
TOTAL RANGE = 547.99 SQ.FT. - 548.32 SQ.FT.



List of unit numbers with this unit plan:

VIEWS

Community

B711, B811, B911, B1011, B1111, B1211, B1311, B1411, B1511, B1611, B1711, B1811, B1911, B2011, B2111, B2411, B2511, B2611, B2711, B2811, B2911, B3011, B3111, B3211, B3311, B3411, B3511

Ras Al Khor, Creek

B3611, B3711, B3811, B3911, B4011, B4311, B4411, B4511, B4611, B4711, B4811, B4911, B5011, B5111, B5211, B5311, B5411, B5511, B5611, B5711, B5811, B5911

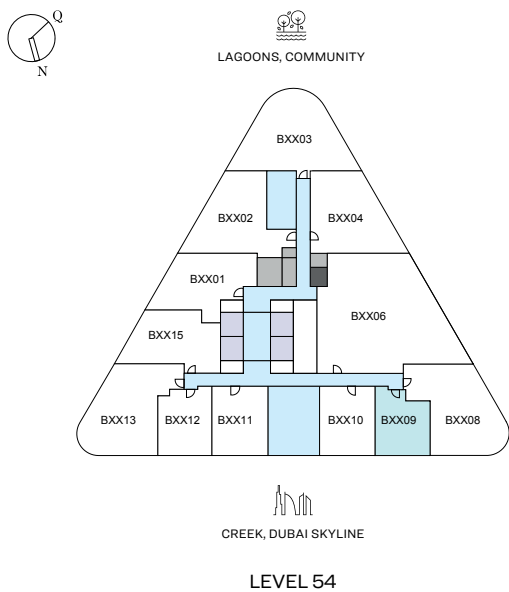
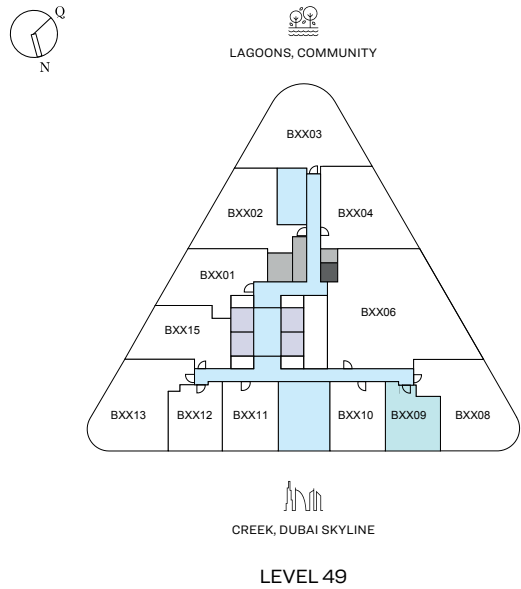
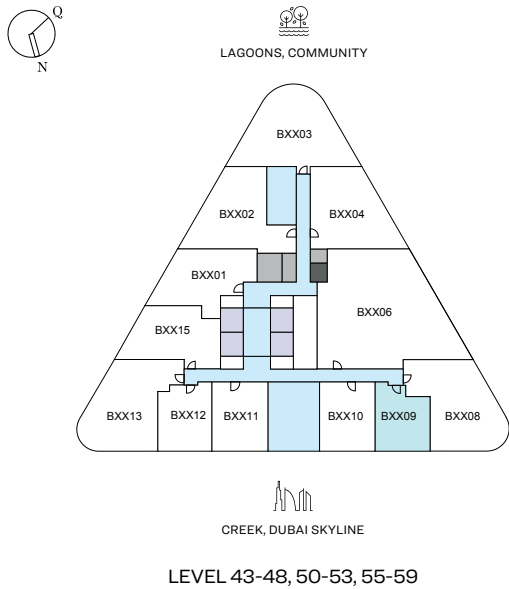


Disclaimer: 1. All dimensions are in metric, measured to wall finishes. 2. All materials, dimensions & drawings are approximate. 3. Information is subject to change without notice, at developer's absolute discretion. 4. Actual area may vary from the stated area. 5. Drawing are not to scale. 6. All images used are for illustrative purpose only and do not represent the actual size, features, specifications, fittings and furnishings. 7. The developer reserves the right to make revisions/ alterations, at its absolute discretion, without any liability whatsoever.

1 BEDROOM APARTMENT
TYPE B (with balcony) VARIANT 2

TOTAL SALEABLE AREA
SUITE = 482.33 SQ.FT.
BALCONY = 51.13 SQ.FT.
TOTAL = 533.46 SQ.FT.

UNIT



List of unit numbers with this unit plan:

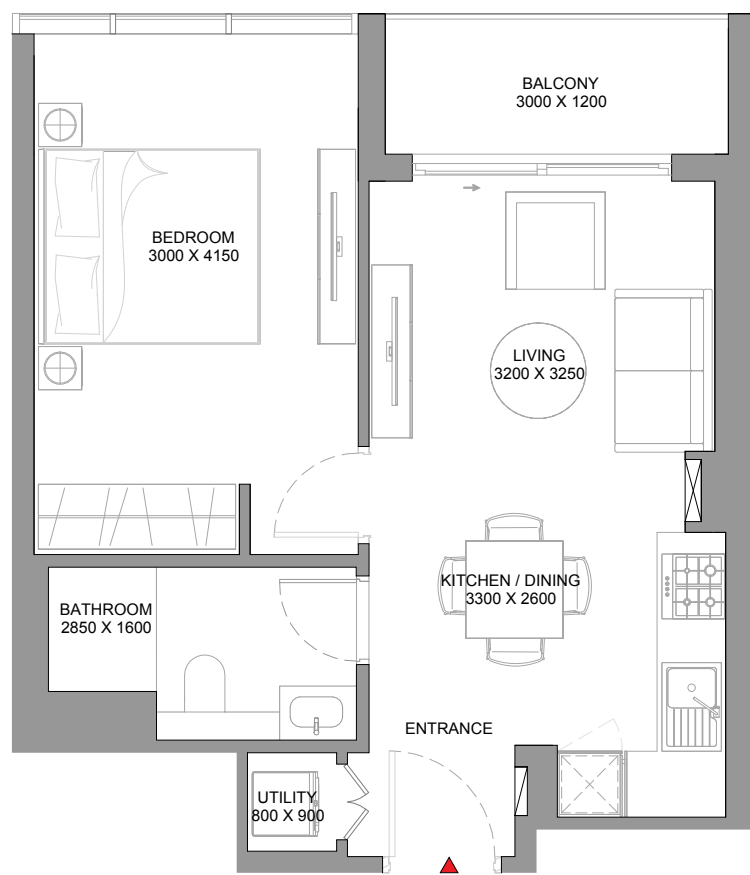
VIEWS

Ras Al Khor, Creek
B4309, B4409, B4509, B4609, B4709, B4809, B4909, B5009, B5109, B5209, B5309, B5409, B5509, B5609, B5709, B5809, B5909

Disclaimer: 1. All dimensions are in metric, measured to wall finishes. 2. All materials, dimensions & drawings are approximate. 3. Information is subject to change without notice, at developer's absolute discretion. 4. Actual area may vary from the stated area. 5. Drawing are not to scale. 6. All images used are for illustrative purpose only and do not represent the actual size, features, specifications, fittings and furnishings. 7. The developer reserves the right to make revisions/ alterations, at its absolute discretion, without any liability whatsoever.

1 BEDROOM APARTMENT
TYPE B (with balcony) VARIANT 2

TOTAL SALEABLE AREA
SUITE = 482.33 SQ.FT.
BALCONY = 51.13 SQ.FT.
TOTAL = 533.46 SQ.FT.



List of unit numbers with this unit plan:

VIEWS

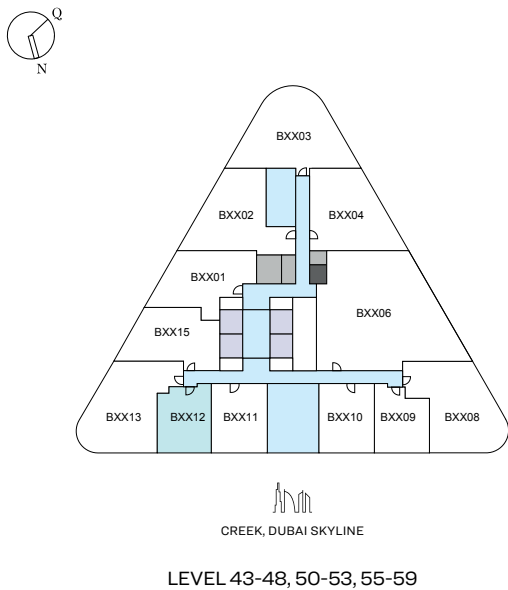
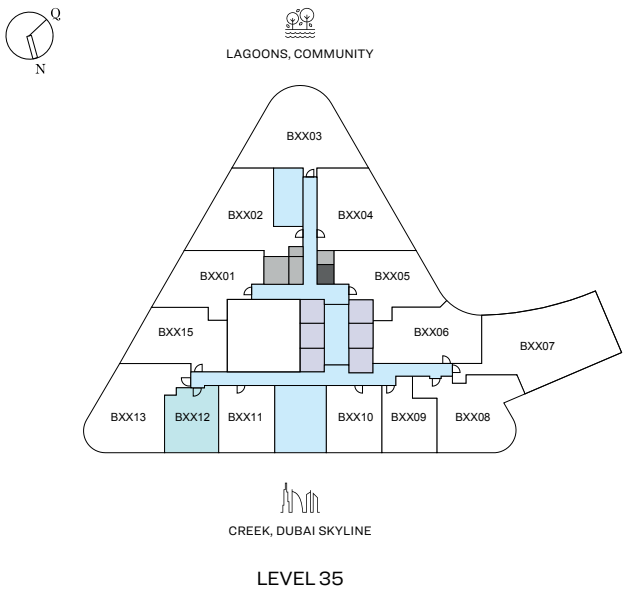
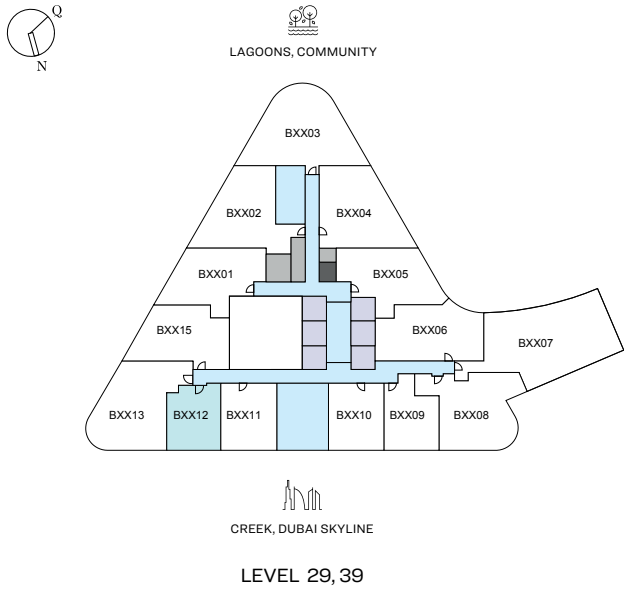
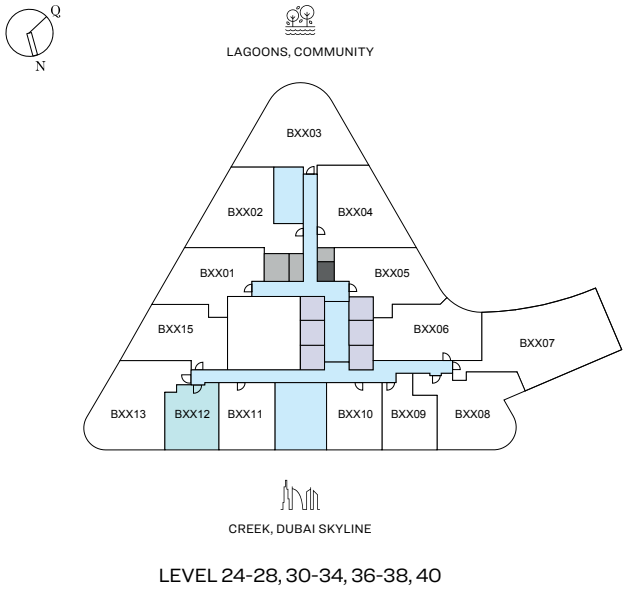
Ras Al Khor, Creek
B4309, B4409, B4509, B4609, B4709, B4809, B4909, B5009, B5109, B5209, B5309, B5409, B5509, B5609, B5709, B5809, B5909

Disclaimer: 1. All dimensions are in metric, measured to wall finishes. 2. All materials, dimensions & drawings are approximate. 3. Information is subject to change without notice, at developer's absolute discretion. 4. Actual area may vary from the stated area. 5. Drawing are not to scale. 6. All images used are for illustrative purpose only and do not represent the actual size, features, specifications, fittings and furnishings. 7. The developer reserves the right to make revisions/ alterations, at its absolute discretion, without any liability whatsoever.

1 BEDROOM APARTMENT
TYPE B (with balcony) VARIANT 3

TOTAL SALEABLE AREA
SUITE RANGE = 482.33 SQ.FT. - 482.65 SQ.FT.
BALCONY = 51.13 SQ.FT.
TOTAL RANGE = 533.46 SQ.FT. - 533.78 SQ.FT.

UNIT



List of unit numbers with this unit plan:

VIEWS

Community
B2412, B2512, B2612, B2712, B2812, B2912, B3012, B3112, B3212, B3312, B3412, B3512

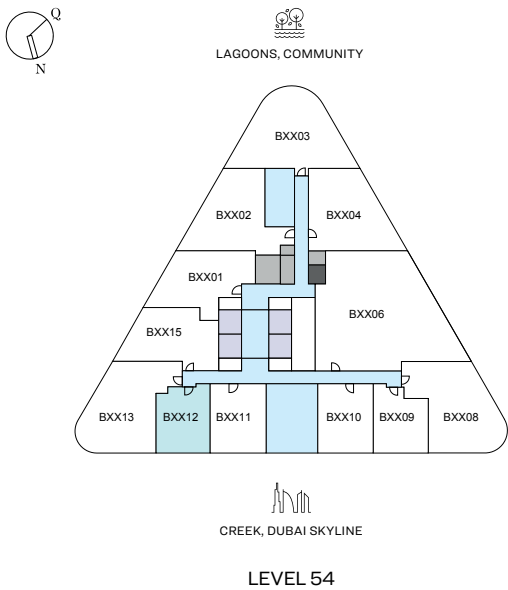
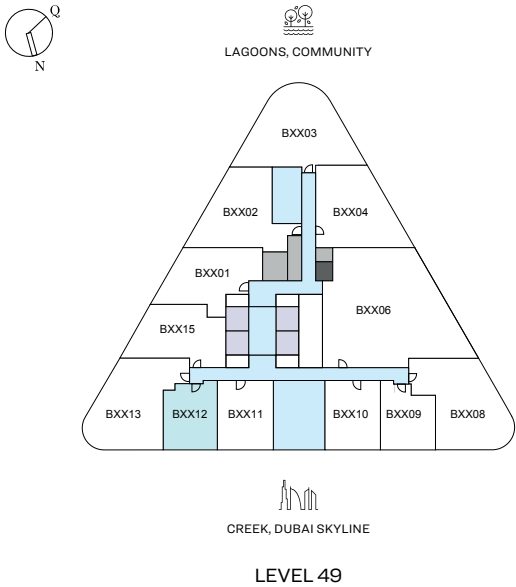
Ras Al Khor, Creek
B3612, B3712, B3812, B3912, B4012, B4312, B4412, B4512, B4612, B4712, B4812, B4912, B5012, B5112, B5212, B5312, B5412, B5512, B5612, B5712, B5812, B5912

Disclaimer: 1. All dimensions are in metric, measured to wall finishes. 2. All materials, dimensions & drawings are approximate. 3. Information is subject to change without notice, at developer's absolute discretion. 4. Actual area may vary from the stated area. 5. Drawing are not to scale. 6. All images used are for illustrative purpose only and do not represent the actual size, features, specifications, fittings and furnishings. 7. The developer reserves the right to make revisions/ alterations, at its absolute discretion, without any liability whatsoever.

1 BEDROOM APARTMENT
TYPE B (with balcony) VARIANT 3

TOTAL SALEABLE AREA
SUITE RANGE = 482.33 SQ.FT. - 482.65 SQ.FT.
BALCONY = 51.13 SQ.FT.
TOTAL RANGE = 533.46 SQ.FT. - 533.78 SQ.FT.

UNIT



List of unit numbers with this unit plan:

VIEWS

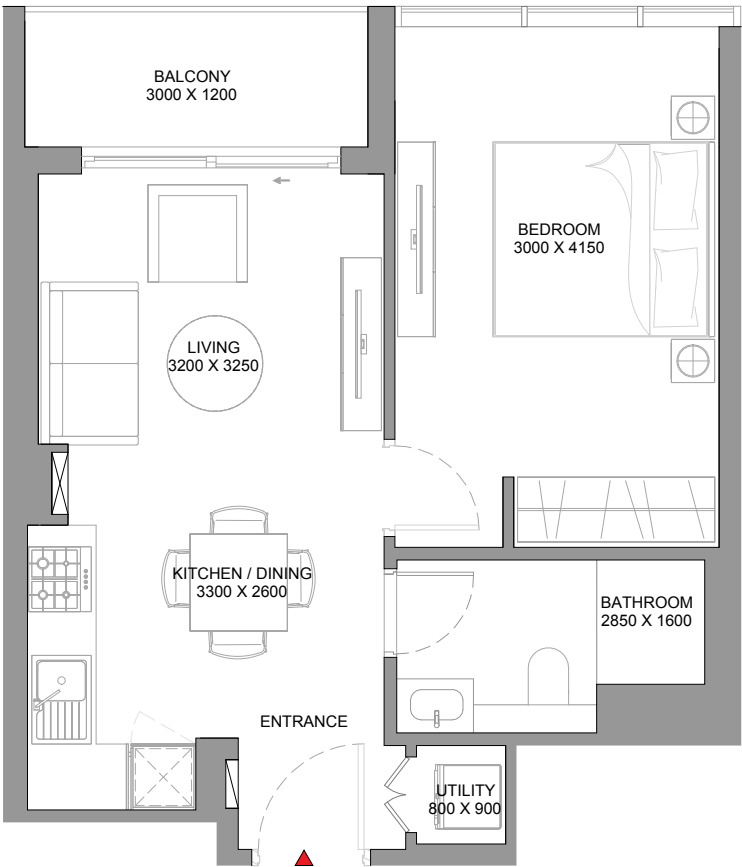
Community
B2412, B2512, B2612, B2712, B2812, B2912, B3012, B3112, B3212, B3312, B3412, B3512

Ras Al Khor, Creek
B3612, B3712, B3812, B3912, B4012, B4312, B4412, B4512, B4612, B4712, B4812, B4912, B5012, B5112, B5212, B5312, B5412, B5512, B5612, B5712, B5812, B5912

Disclaimer: 1. All dimensions are in metric, measured to wall finishes. 2. All materials, dimensions & drawings are approximate. 3. Information is subject to change without notice, at developer's absolute discretion. 4. Actual area may vary from the stated area. 5. Drawing are not to scale. 6. All images used are for illustrative purpose only and do not represent the actual size, features, specifications, fittings and furnishings. 7. The developer reserves the right to make revisions/ alterations, at its absolute discretion, without any liability whatsoever.

1 BEDROOM APARTMENT
TYPE B (with balcony) VARIANT 3

TOTAL SALEABLE AREA
SUITE RANGE = 482.33 SQ.FT. - 482.65 SQ.FT.
BALCONY = 51.13 SQ.FT.
TOTAL RANGE = 533.46 SQ.FT. - 533.78 SQ.FT.



List of unit numbers with this unit plan:

VIEWS

Community
B2412, B2512, B2612, B2712, B2812, B2912, B3012, B3112, B3212, B3312, B3412, B3512

Ras Al Khor, Creek
B3612, B3712, B3812, B3912, B4012, B4312, B4412, B4512, B4612, B4712, B4812, B4912, B5012, B5112, B5212, B5312, B5412, B5512, B5612, B5712, B5812, B5912

Disclaimer: 1. All dimensions are in metric, measured to wall finishes. 2. All materials, dimensions & drawings are approximate. 3. Information is subject to change without notice, at developer's absolute discretion. 4. Actual area may vary from the stated area. 5. Drawing are not to scale. 6. All images used are for illustrative purpose only and do not represent the actual size, features, specifications, fittings and furnishings. 7. The developer reserves the right to make revisions/ alterations, at its absolute discretion, without any liability whatsoever.



TYPE C (with powder room + balcony)

SUITE RANGE = 609.13 SQ.FT. - 611.39 SQ.FT.
BALCONY RANGE = 143.81 SQ.FT. - 145.96 SQ.FT.
TOTAL RANGE = 755.09 SQ.FT. - 755.20 SQ.FT.



LEVEL 07-08, 11-18, 20-21



LEVEL 09,19



LEVEL 10



LEVEL 24-28, 30-34, 36-38, 40

VIEWS

B705, B805, B905, B1005

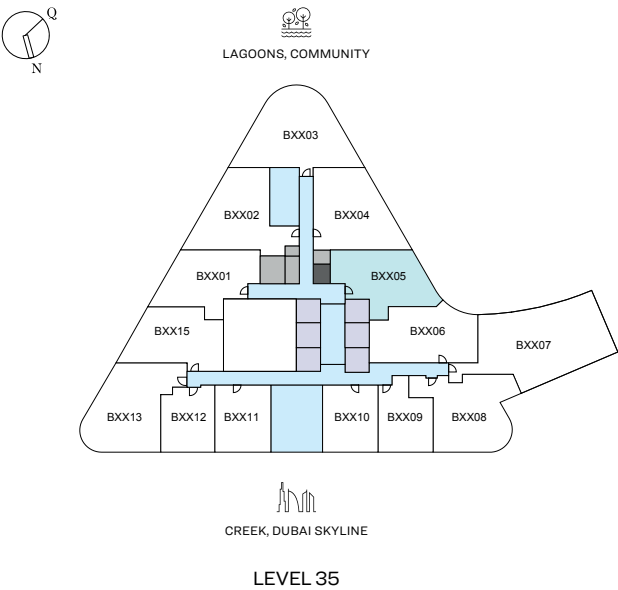
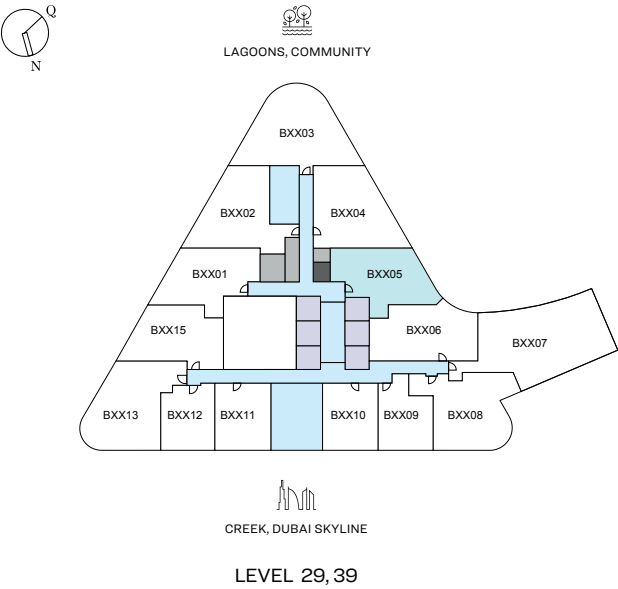
B1105, B1205, B1305, B1405, B1505, B1605, B1705, B1805, B1905, B2005, B2105, B2405, B2505, B2605, B2705, B2805, B2905, B3005, B3105, B3205, B3305, B3405, B3505, B3605, B3705, B3805, B3905, B4005

Disclaimer: 1. All dimensions are in metric, measured to wall finishes. 2. All materials, dimensions & drawings are approximate. 3. Information is subject to change without notice, at developer's absolute discretion. 4. Actual area may vary from the stated area. 5. Drawing are not to scale. 6. All images used are for illustrative purpose only and do not represent the actual size, features, specifications, fittings and furnishings. 7. The developer reserves the right to make revisions/ alterations, at its absolute discretion, without any liability whatsoever.

1 BEDROOM APARTMENT
TYPE C (with powder room + balcony)

TOTAL SALEABLE AREA
SUITE RANGE = 609.13 SQ.FT. - 611.39 SQ.FT.
BALCONY RANGE = 143.81 SQ.FT. - 145.96 SQ.FT.
TOTAL RANGE = 755.09 SQ.FT. - 755.20 SQ.FT.

UNIT



List of unit numbers with this unit plan:

VIEWS

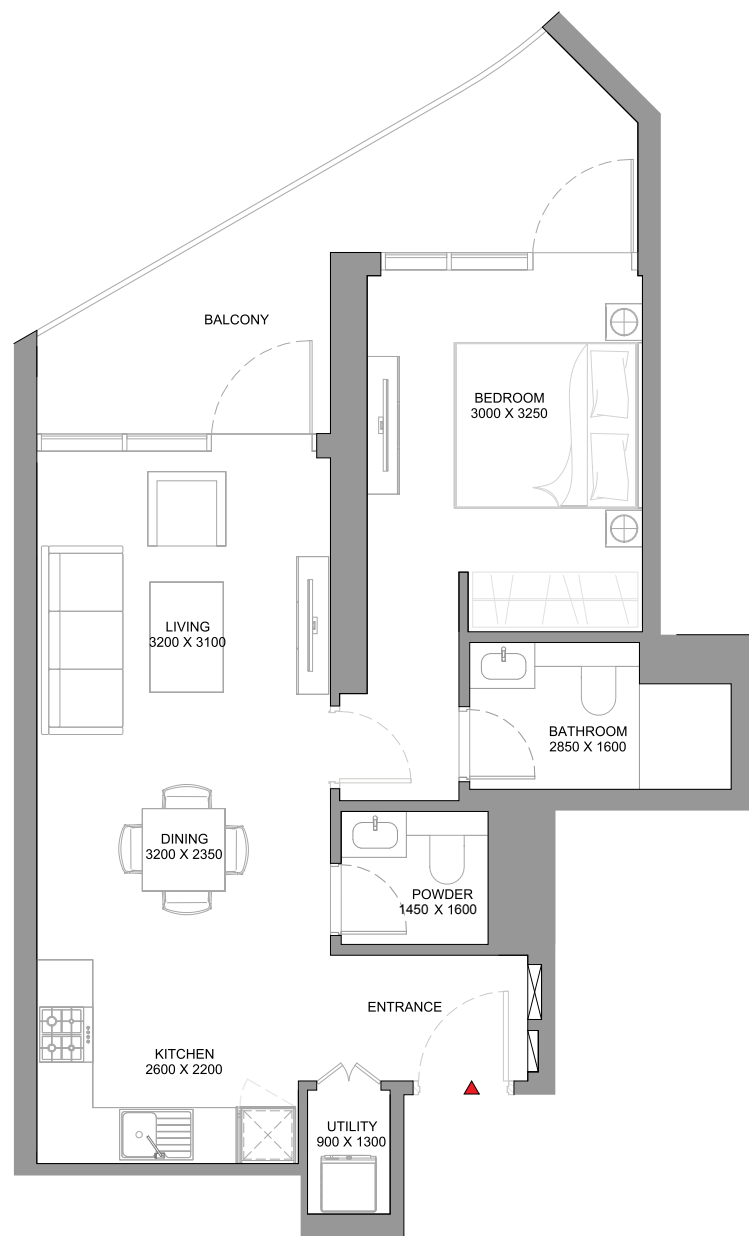
Amenities
B705, B805, B905, B1005

Community
B1105, B1205, B1305, B1405, B1505, B1605, B1705, B1805, B1905, B2005, B2105, B2405, B2505, B2605, B2705, B2805, B2905, B3005, B3105, B3205, B3305, B3405, B3505, B3605, B3705, B3805, B3905, B4005

Disclaimer: 1. All dimensions are in metric, measured to wall finishes. 2. All materials, dimensions & drawings are approximate. 3. Information is subject to change without notice, at developer's absolute discretion. 4. Actual area may vary from the stated area. 5. Drawing are not to scale. 6. All images used are for illustrative purpose only and do not represent the actual size, features, specifications, fittings and furnishings. 7. The developer reserves the right to make revisions/ alterations, at its absolute discretion, without any liability whatsoever.

1 BEDROOM APARTMENT
TYPE C (with powder room + balcony)

TOTAL SALEABLE AREA
SUITE RANGE = 609.13 SQ.FT. - 611.39 SQ.FT.
BALCONY RANGE = 143.81 SQ.FT. - 145.96 SQ.FT.
TOTAL RANGE = 755.09 SQ.FT. - 755.20 SQ.FT.



List of unit numbers with this unit plan:

VIEWS

Amenities
B705, B805, B905, B1005

Community
B1105, B1205, B1305, B1405, B1505, B1605, B1705, B1805, B1905, B2005, B2105, B2405, B2505, B2605, B2705, B2805, B2905, B3005, B3105, B3205, B3305, B3405, B3505, B3605, B3705, B3805, B3905, B4005



Disclaimer: 1. All dimensions are in metric, measured to wall finishes. 2. All materials, dimensions & drawings are approximate. 3. Information is subject to change without notice, at developer's absolute discretion. 4. Actual area may vary from the stated area. 5. Drawing are not to scale. 6. All images used are for illustrative purpose only and do not represent the actual size, features, specifications, fittings and furnishings. 7. The developer reserves the right to make revisions/ alterations, at its absolute discretion, without any liability whatsoever.

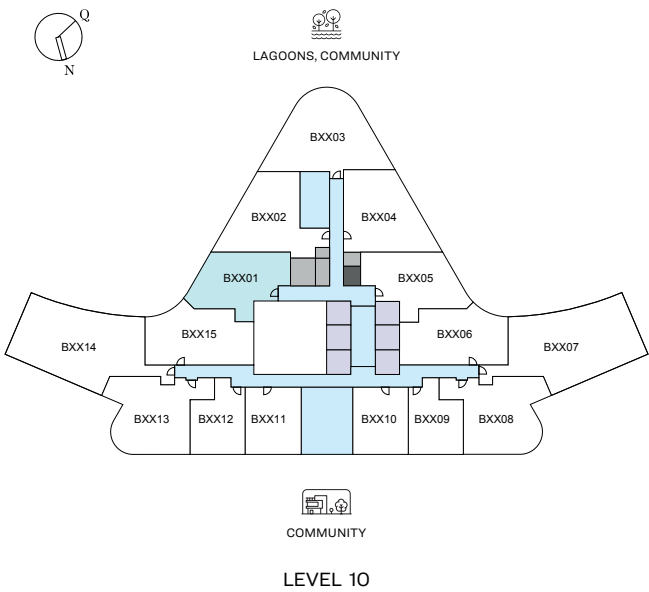
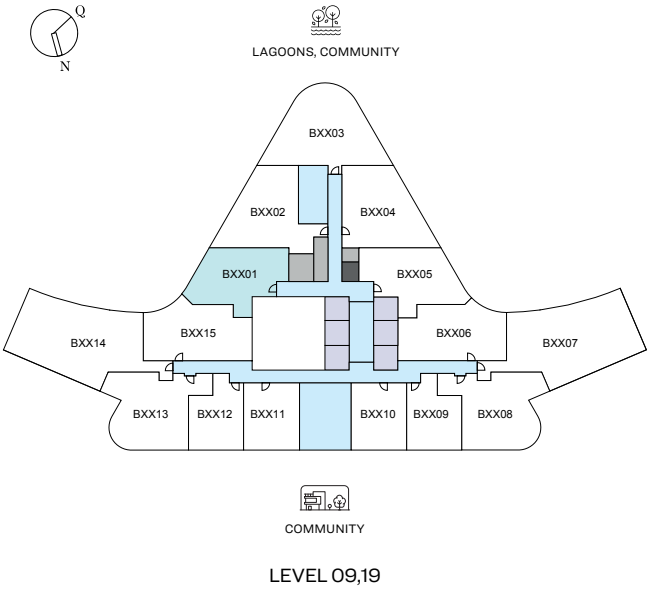
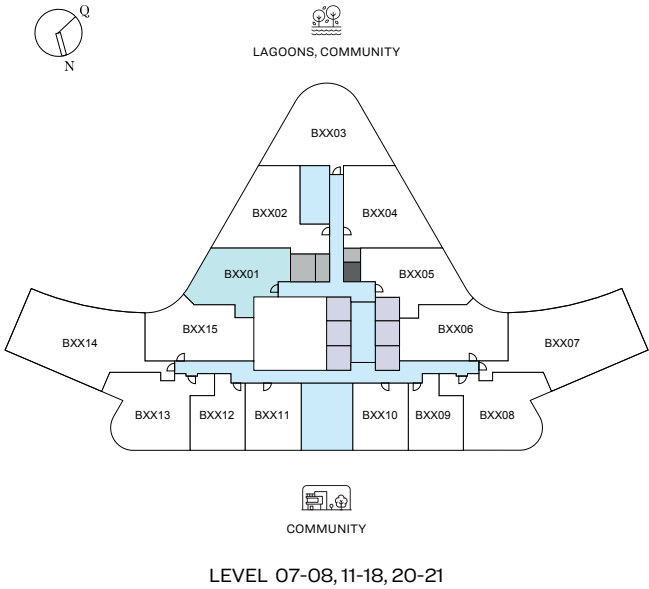
1 BEDROOM APARTMENT

TYPE C (with powder room + balcony) VARIANT 1

TOTAL SALEABLE AREA

SUITE RANGE = 612.25 SQ.FT. - 613.33 SQ.FT.
BALCONY RANGE = 143.81 SQ.FT. - 145.96 SQ.FT.
TOTAL RANGE = 757.14 SQ.FT. - 758.21 SQ.FT.

UNIT



List of unit numbers with this unit plan:

VIEWS

Amenities

B701, B801, B901, B1001

Community

B1101, B1201, B1301, B1401, B1501, B1601, B1701, B1801, B1901, B2001, B2101

Disclaimer: 1. All dimensions are in metric, measured to wall finishes. 2. All materials, dimensions & drawings are approximate. 3. Information is subject to change without notice, at developer's absolute discretion. 4. Actual area may vary from the stated area. 5. Drawing are not to scale. 6. All images used are for illustrative purpose only and do not represent the actual size, features, specifications, fittings and furnishings. 7. The developer reserves the right to make revisions/ alterations, at its absolute discretion, without any liability whatsoever.

1 BEDROOM APARTMENT

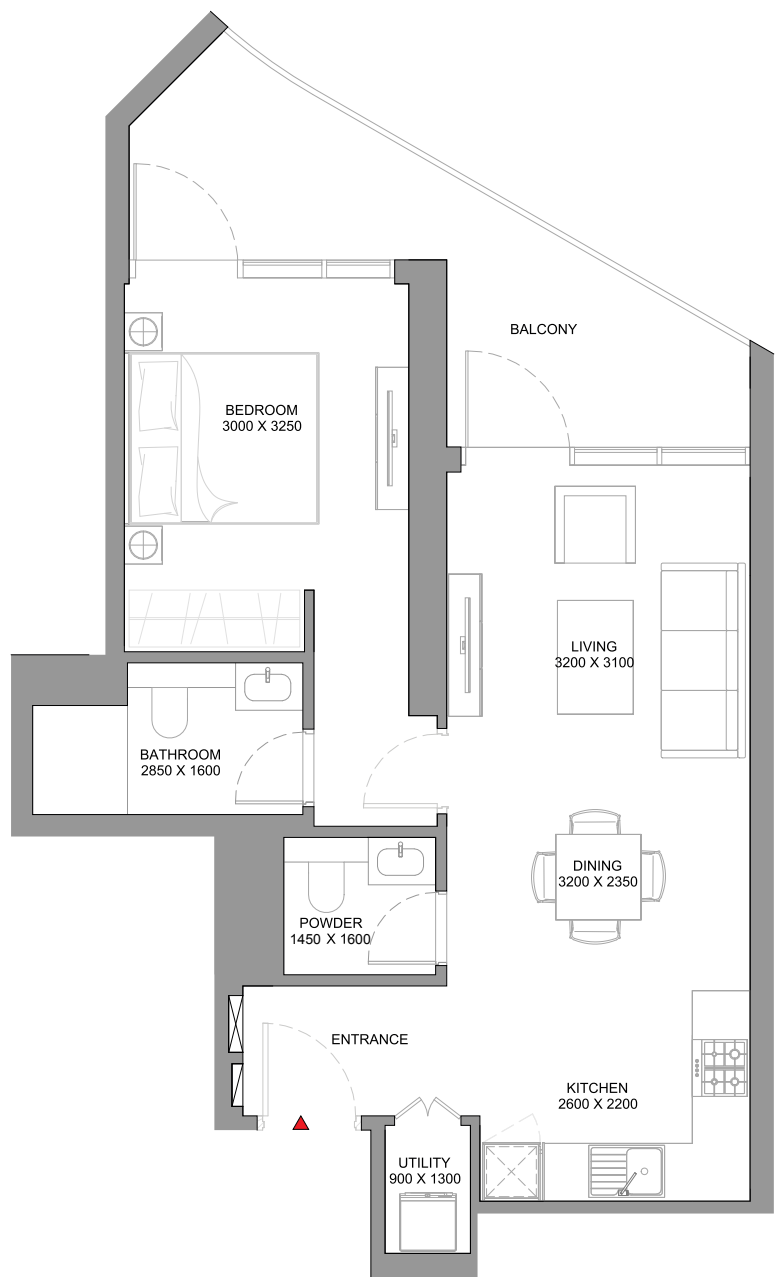
TYPE C (with powder room + balcony) VARIANT 1

TOTAL SALEABLE AREA

SUITE RANGE = 612.25 SQ.FT. - 613.33 SQ.FT.

BALCONY RANGE = 143.81 SQ.FT. - 145.96 SQ.FT.

TOTAL RANGE = 757.14 SQ.FT. - 758.21 SQ.FT.



List of unit numbers with this unit plan:

VIEWS

Amenities

B701, B801, B901, B1001

Community

B1101, B1201, B1301, B1401, B1501, B1601, B1701, B1801, B1901, B2001, B2101



Disclaimer: 1. All dimensions are in metric, measured to wall finishes. 2. All materials, dimensions & drawings are approximate. 3. Information is subject to change without notice, at developer's absolute discretion. 4. Actual area may vary from the stated area. 5. Drawing are not to scale. 6. All images used are for illustrative purpose only and do not represent the actual size, features, specifications, fittings and furnishings. 7. The developer reserves the right to make revisions/ alterations, at its absolute discretion, without any liability whatsoever.

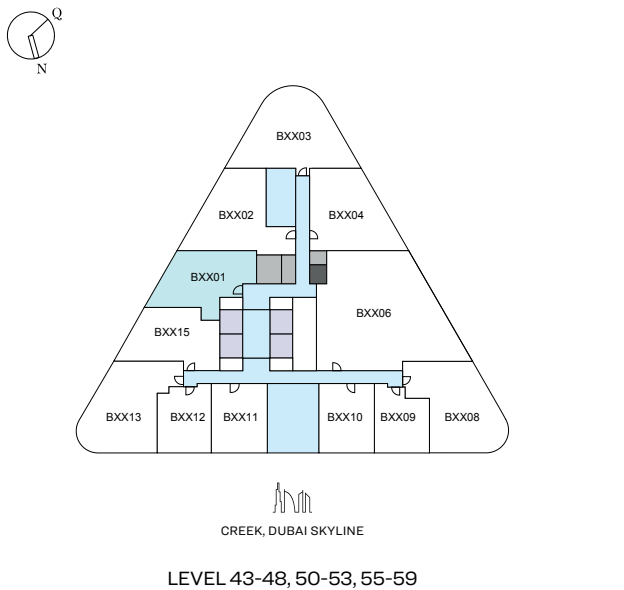
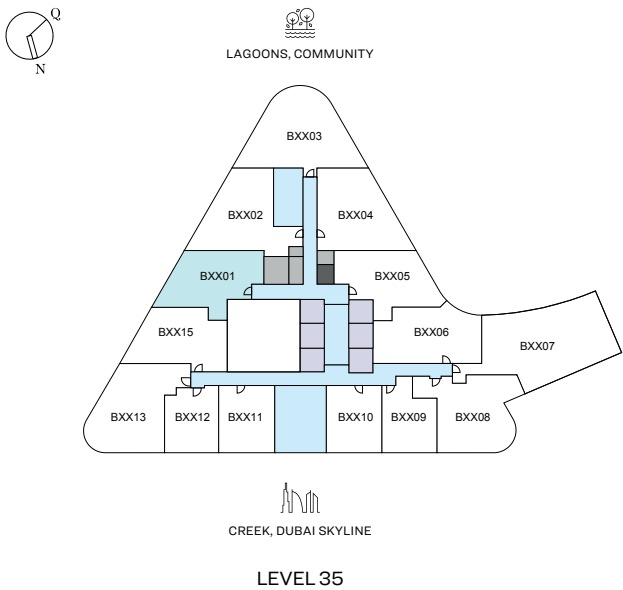
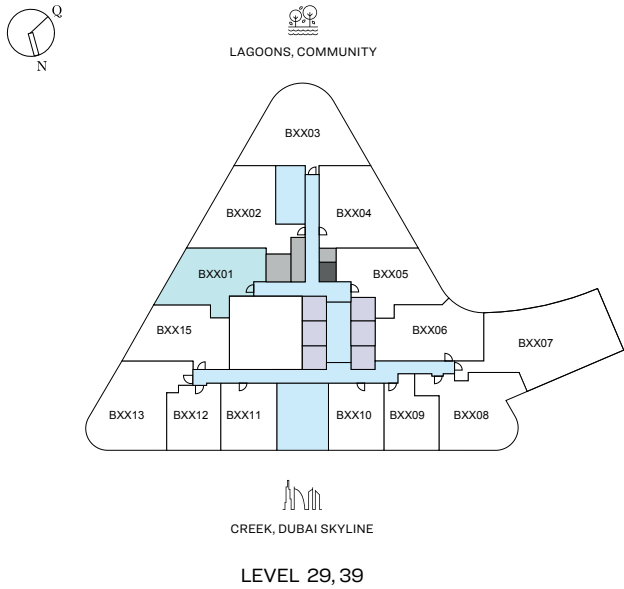
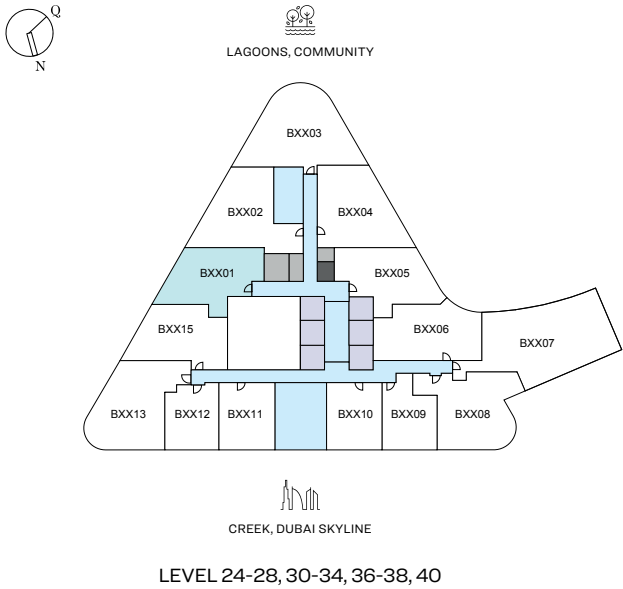
1 BEDROOM APARTMENT

TYPE C (with powder room + balcony) VARIANT 2

TOTAL SALEABLE AREA

SUITE RANGE = 642.82 SQ.FT. - 645.08 SQ.FT.
BALCONY RANGE = 120.45 SQ.FT. - 122.39 SQ.FT.
TOTAL RANGE = 765.21 SQ.FT. - 765.53 SQ.FT.

UNIT



List of unit numbers with this unit plan:

VIEWS

Community

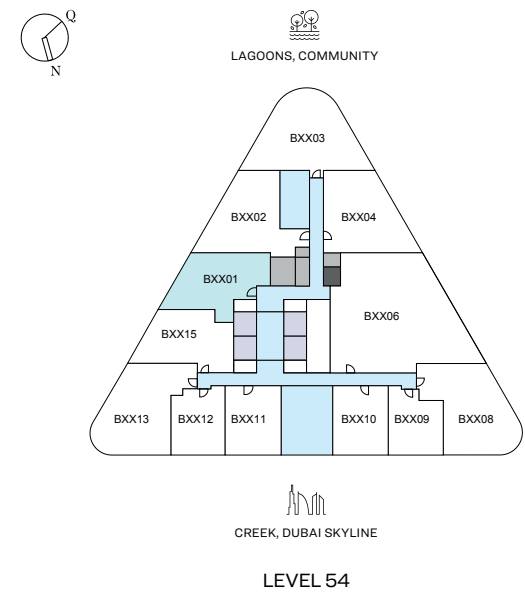
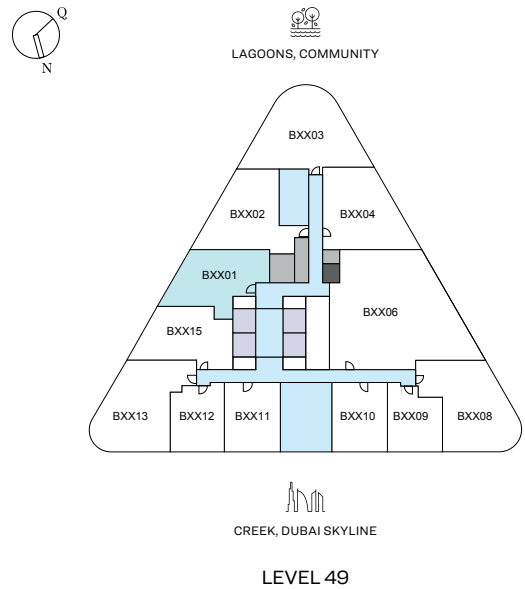
B2401, B2501, B2601, B2701, B2801, B2901, B3001, B3101, B3201, B3301, B3401, B3501, B3601, B3701, B3801, B3901, B4001, B4301, B4401, B4501, B4601, B4701, B4801, B4901, B5001, B5101, B5201, B5301, B5401, B5501, B5601, B5701, B5801, B5901

Disclaimer: 1. All dimensions are in metric, measured to wall finishes. 2. All materials, dimensions & drawings are approximate. 3. Information is subject to change without notice, at developer's absolute discretion. 4. Actual area may vary from the stated area. 5. Drawing are not to scale. 6. All images used are for illustrative purpose only and do not represent the actual size, features, specifications, fittings and furnishings. 7. The developer reserves the right to make revisions/ alterations, at its absolute discretion, without any liability whatsoever.

1 BEDROOM APARTMENT
TYPE C (with powder room + balcony) VARIANT 2

TOTAL SALEABLE AREA
SUITE RANGE = 642.82 SQ.FT. - 645.08 SQ.FT.
BALCONY RANGE = 120.45 SQ.FT. - 122.39 SQ.FT.
TOTAL RANGE = 765.21 SQ.FT. - 765.53 SQ.FT.

UNIT



List of unit numbers with this unit plan:

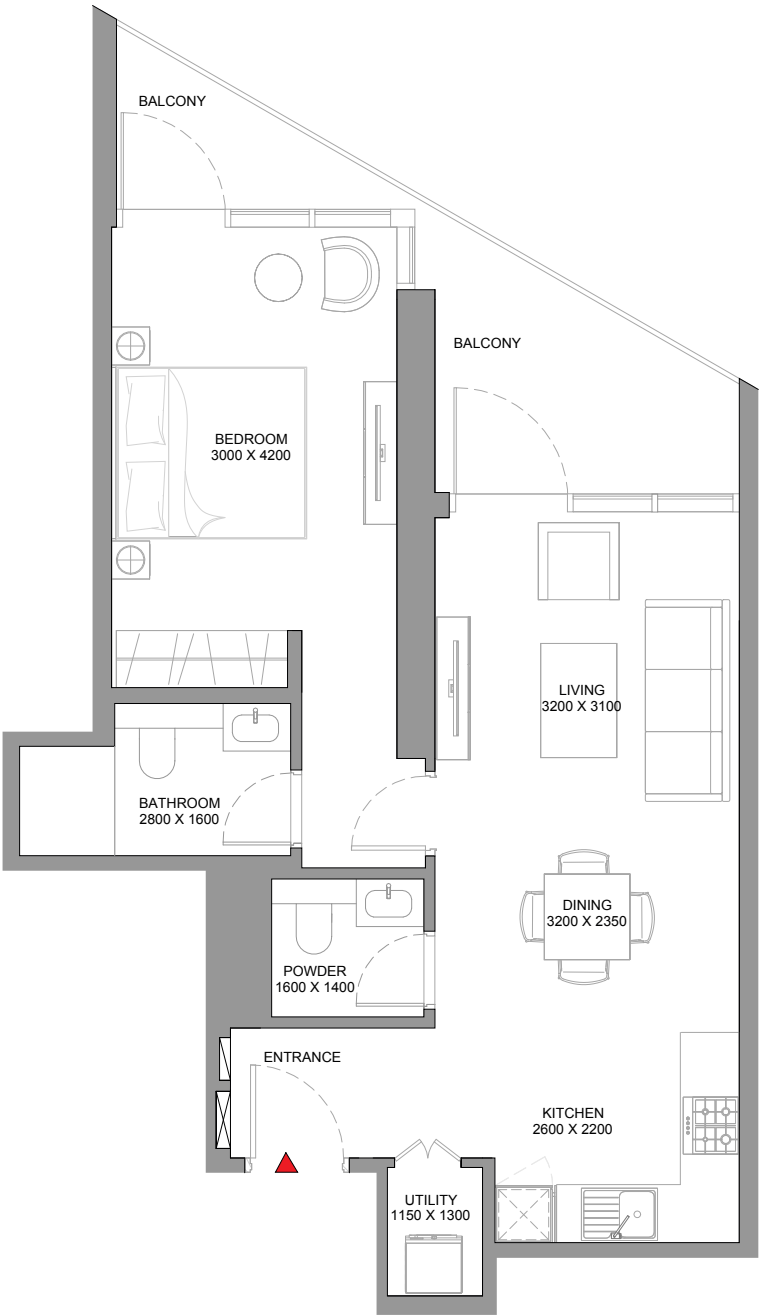
IEWS

Community
B2401, B2501, B2601, B2701, B2801, B2901, B3001, B3101, B3201, B3301, B3401, B3501, B3601, B3701, B3801, B3901, B4001, B4301, B4401, B4501, B4601, B4701, B4801, B4901, B5001, B5101, B5201, B5301, B5401, B5501, B5601, B5701, B5801, B5901

Disclaimer: 1. All dimensions are in metric, measured to wall finishes. 2. All materials, dimensions & drawings are approximate. 3. Information is subject to change without notice, at developer's absolute discretion. 4. Actual area may vary from the stated area. 5. Drawing are not to scale. 6. All images used are for illustrative purpose only and do not represent the actual size, features, specifications, fittings and furnishings. 7. The developer reserves the right to make revisions/ alterations, at its absolute discretion, without any liability whatsoever.

1 BEDROOM APARTMENT
TYPE C (with powder room + balcony) VARIANT 2

TOTAL SALEABLE AREA
SUITE RANGE = 642.82 SQ.FT. - 645.08 SQ.FT.
BALCONY RANGE = 120.45 SQ.FT. - 122.39 SQ.FT.
TOTAL RANGE = 765.21 SQ.FT. - 765.53 SQ.FT.



List of unit numbers with this unit plan:

IEWS

Community

B2401, B2501, B2601, B2701, B2801, B2901, B3001, B3101, B3201, B3301, B3401, B3501, B3601, B3701, B3801, B3901, B4001, B4301, B4401, B4501, B4601, B4701, B4801, B4901, B5001, B5101, B5201, B5301, B5401, B5501, B5601, B5701, B5801, B5901

Disclaimer: 1. All dimensions are in metric, measured to wall finishes. 2. All materials, dimensions & drawings are approximate. 3. Information is subject to change without notice, at developer's absolute discretion. 4. Actual area may vary from the stated area. 5. Drawing are not to scale. 6. All images used are for illustrative purpose only and do not represent the actual size, features, specifications, fittings and furnishings. 7. The developer reserves the right to make revisions/ alterations, at its absolute discretion, without any liability whatsoever.

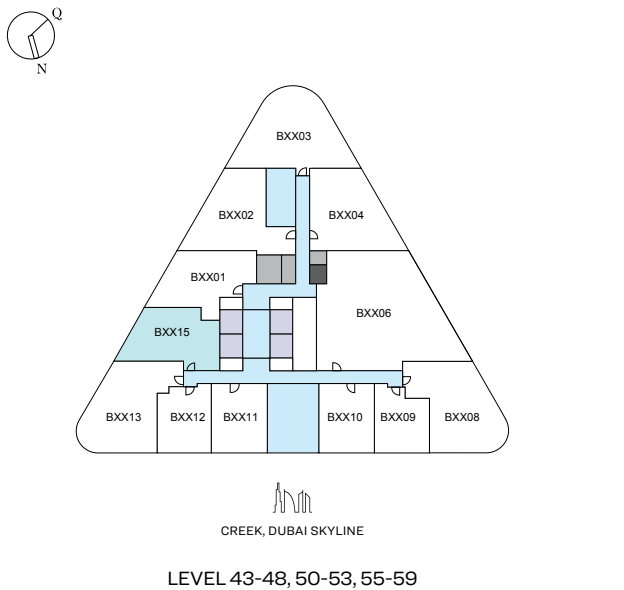
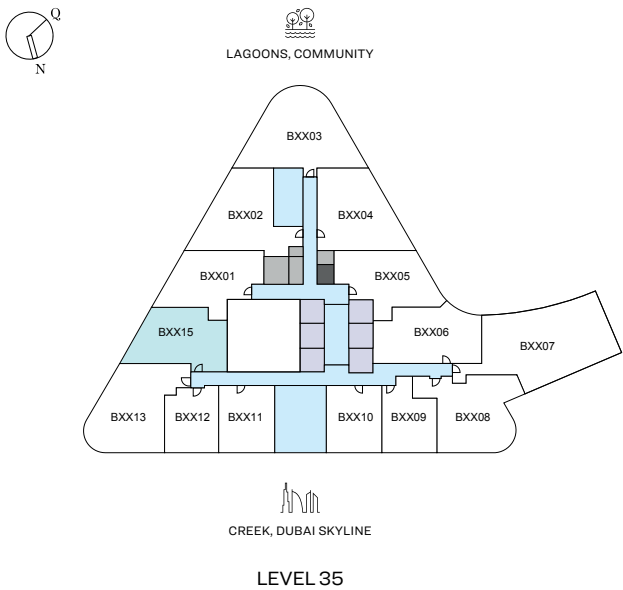
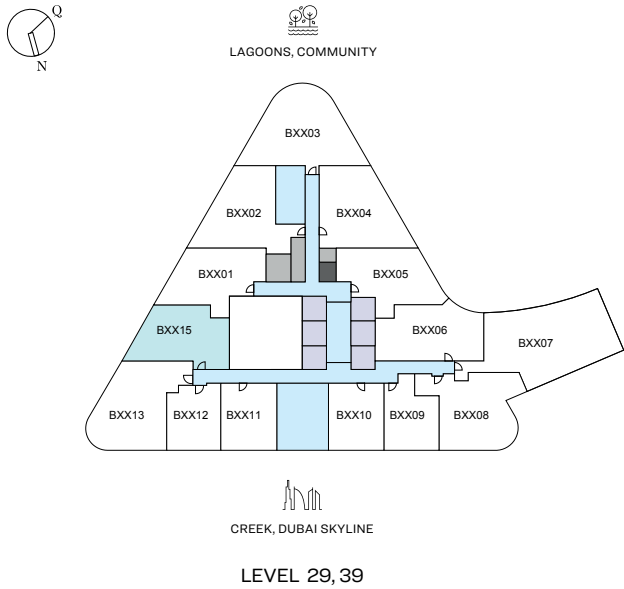
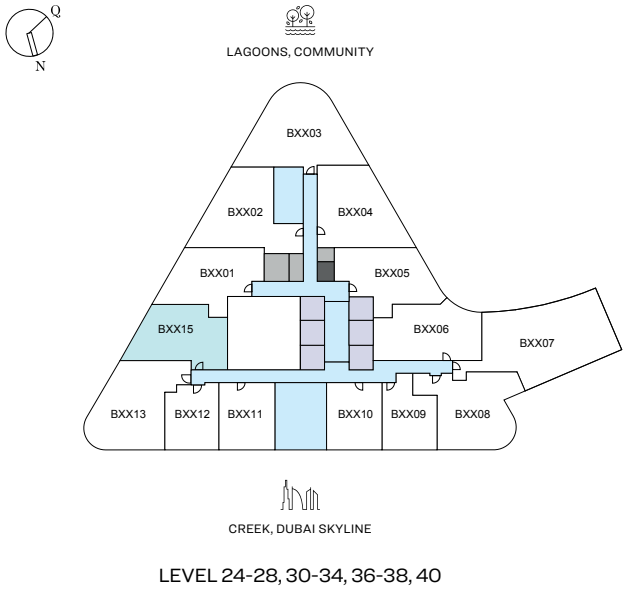
1 BEDROOM APARTMENT

TYPE D (with powder room + balcony)

TOTAL SALEABLE AREA

SUITE RANGE = 672.21 SQ.FT. - 674.36 SQ.FT.
BALCONY RANGE = 125.61 SQ.FT. - 127.66 SQ.FT.
TOTAL RANGE = 799.87 SQ.FT. - 799.97 SQ.FT.

UNIT



List of unit numbers with this unit plan:

VIEWS

Community, Lagoon

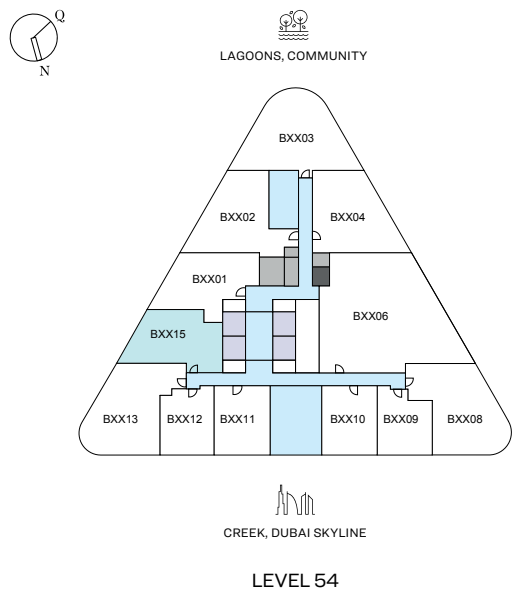
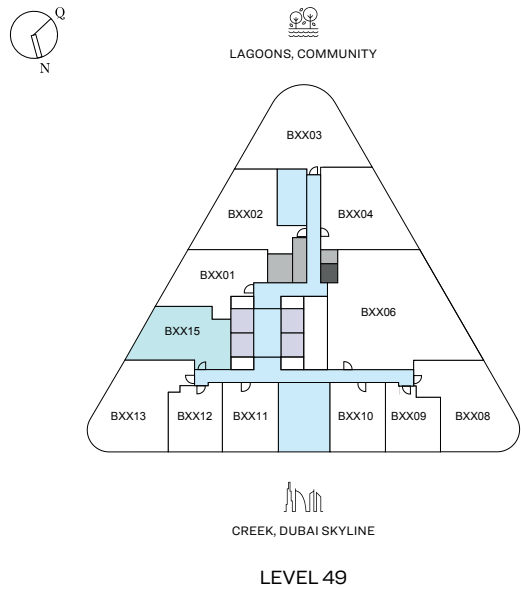
B2415, B2515, B2615, B2715, B2815, B2915, B3015, B3115, B3215, B3315, B3415, B3515, B3615, B3715, B3815, B3915, B4015, B4315, B4415, B4515, B4615, B4715, B4815, B4915, B5015, B5115, B5215, B5315, B5415, B5515, B5615, B5715, B5815, B5915

Disclaimer: 1. All dimensions are in metric, measured to wall finishes. 2. All materials, dimensions & drawings are approximate. 3. Information is subject to change without notice, at developer's absolute discretion. 4. Actual area may vary from the stated area. 5. Drawing are not to scale. 6. All images used are for illustrative purpose only and do not represent the actual size, features, specifications, fittings and furnishings. 7. The developer reserves the right to make revisions/ alterations, at its absolute discretion, without any liability whatsoever.

1 BEDROOM APARTMENT
TYPE D (with powder room + balcony)

TOTAL SALEABLE AREA
SUITE RANGE = 672.21 SQ.FT. - 674.36 SQ.FT.
BALCONY RANGE = 125.61 SQ.FT. - 127.66 SQ.FT.
TOTAL RANGE = 799.87 SQ.FT. - 799.97 SQ.FT.

UNIT



List of unit numbers with this unit plan:

IEWS

Community, Lagoon

B2415, B2515, B2615, B2715, B2815, B2915, B3015, B3115, B3215, B3315, B3415, B3515, B3615, B3715, B3815, B3915, B4015, B4315, B4415, B4515, B4615, B4715, B4815, B4915, B5015, B5115, B5215, B5315, B5415, B5515, B5615, B5715, B5815, B5915

Disclaimer: 1. All dimensions are in metric, measured to wall finishes. 2. All materials, dimensions & drawings are approximate. 3. Information is subject to change without notice, at developer's absolute discretion. 4. Actual area may vary from the stated area. 5. Drawing are not to scale. 6. All images used are for illustrative purpose only and do not represent the actual size, features, specifications, fittings and furnishings. 7. The developer reserves the right to make revisions/ alterations, at its absolute discretion, without any liability whatsoever.

1 BEDROOM APARTMENT
TYPE D (with powder room + balcony)

TOTAL SALEABLE AREA
SUITE RANGE = 672.21 SQ.FT. - 674.36 SQ.FT.
BALCONY RANGE = 125.61 SQ.FT. - 127.66 SQ.FT.
TOTAL RANGE = 799.87 SQ.FT. - 799.97 SQ.FT.



List of unit numbers with this unit plan:

IEWS

Community, Lagoon

B2415, B2515, B2615, B2715, B2815, B2915, B3015, B3115, B3215, B3315, B3415, B3515, B3615, B3715, B3815, B3915, B4015, B4315, B4415, B4515, B4615, B4715, B4815, B4915, B5015, B5115, B5215, B5315, B5415, B5515, B5615, B5715, B5815, B5915

Disclaimer: 1. All dimensions are in metric, measured to wall finishes. 2. All materials, dimensions & drawings are approximate. 3. Information is subject to change without notice, at developer's absolute discretion. 4. Actual area may vary from the stated area. 5. Drawing are not to scale. 6. All images used are for illustrative purpose only and do not represent the actual size, features, specifications, fittings and furnishings. 7. The developer reserves the right to make revisions/ alterations, at its absolute discretion, without any liability whatsoever.

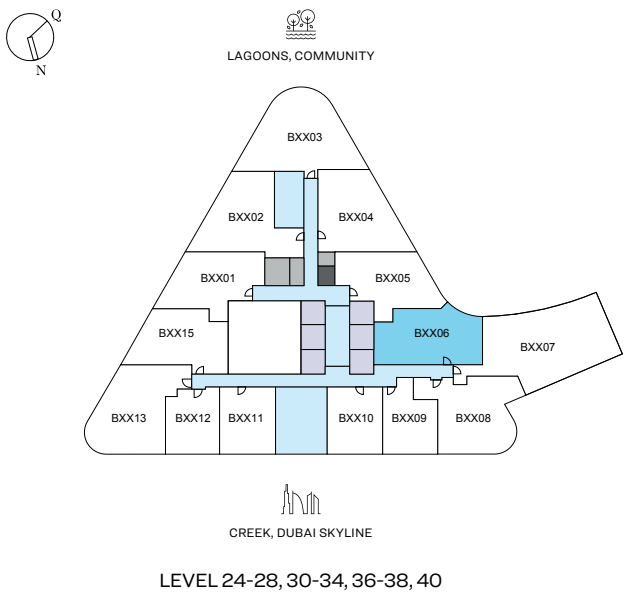
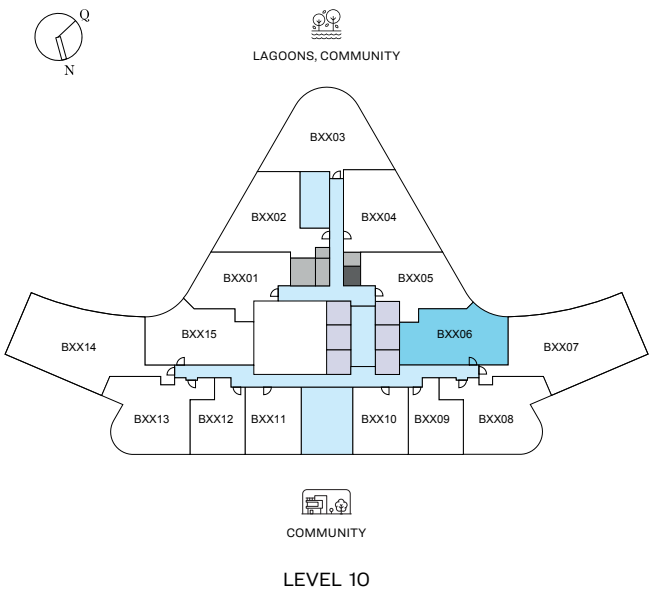
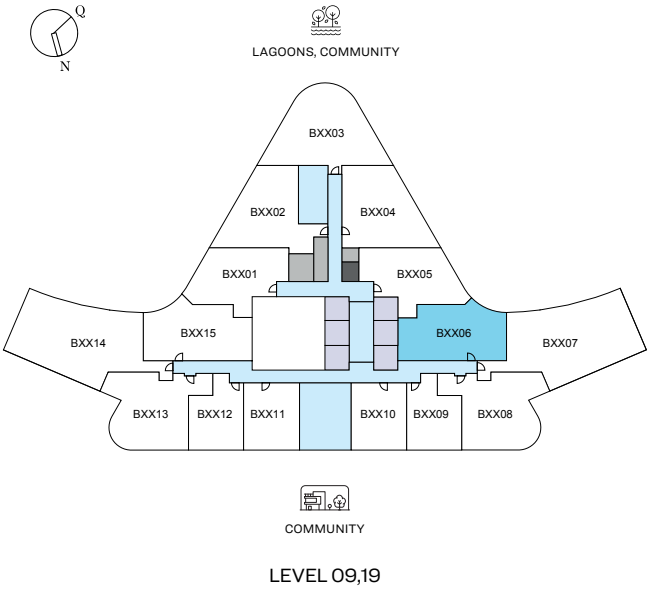
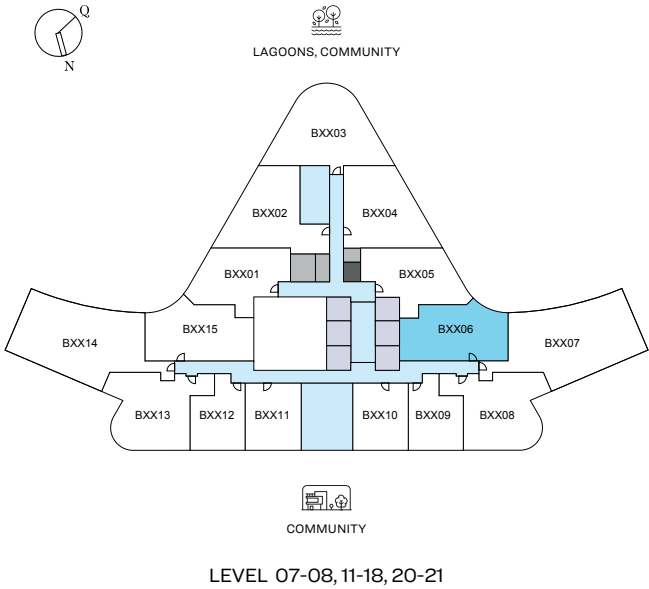
1.5 BEDROOM APARTMENT

TYPE A (with study room and powder + balcony)

TOTAL SALEABLE AREA

SUITE RANGE = 745.08 SQ.FT. - 751.64 SQ.FT.
BALCONY RANGE = 146.39 SQ.FT. - 148.97 SQ.FT.
TOTAL RANGE = 891.47 SQ.FT. - 900.61 SQ.FT.

UNIT



List of unit numbers with this unit plan:

VIEWS

Amenities, Lagoon
B706, B806, B906, B1006

Community, Lagoon
B1106, B1206, B1306, B1406, B1506, B1606, B1706, B1806, B1906, B2006, B2106, B2406, B2506, B2606, B2706, B2806, B2906, B3006, B3106, B3206, B3306, B3406, B3506, B3606, B3706, B3806, B3906, B4006

Disclaimer: 1. All dimensions are in metric, measured to wall finishes. 2. All materials, dimensions & drawings are approximate. 3. Information is subject to change without notice, at developer's absolute discretion. 4. Actual area may vary from the stated area. 5. Drawing are not to scale. 6. All images used are for illustrative purpose only and do not represent the actual size, features, specifications, fittings and furnishings. 7. The developer reserves the right to make revisions/ alterations, at its absolute discretion, without any liability whatsoever.

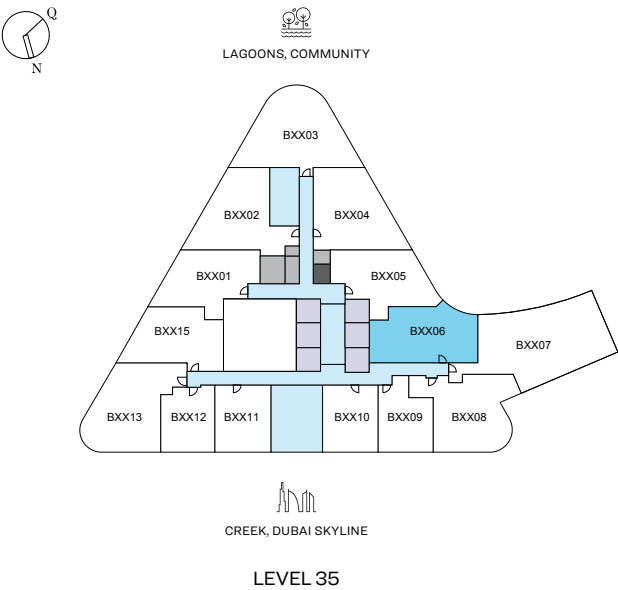
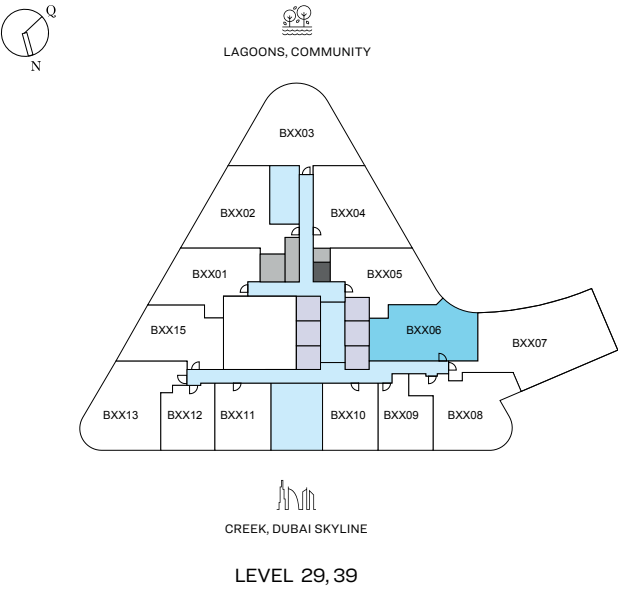
1.5 BEDROOM APARTMENT

TYPE A (with study room and powder + balcony)

TOTAL SALEABLE AREA

SUITE RANGE = 745.08 SQ.FT. - 751.64 SQ.FT.
BALCONY RANGE = 146.39 SQ.FT. - 148.97 SQ.FT.
TOTAL RANGE = 891.47 SQ.FT. - 900.61 SQ.FT.

UNIT



List of unit numbers with this unit plan:

VIEWS

Amenities, Lagoon
B706, B806, B906, B1006

Community, Lagoon
B1106, B1206, B1306, B1406, B1506, B1606, B1706, B1806, B1906, B2006, B2106, B2406, B2506, B2606, B2706, B2806, B2906, B3006, B3106, B3206, B3306, B3406, B3506, B3606, B3706, B3806, B3906, B4006

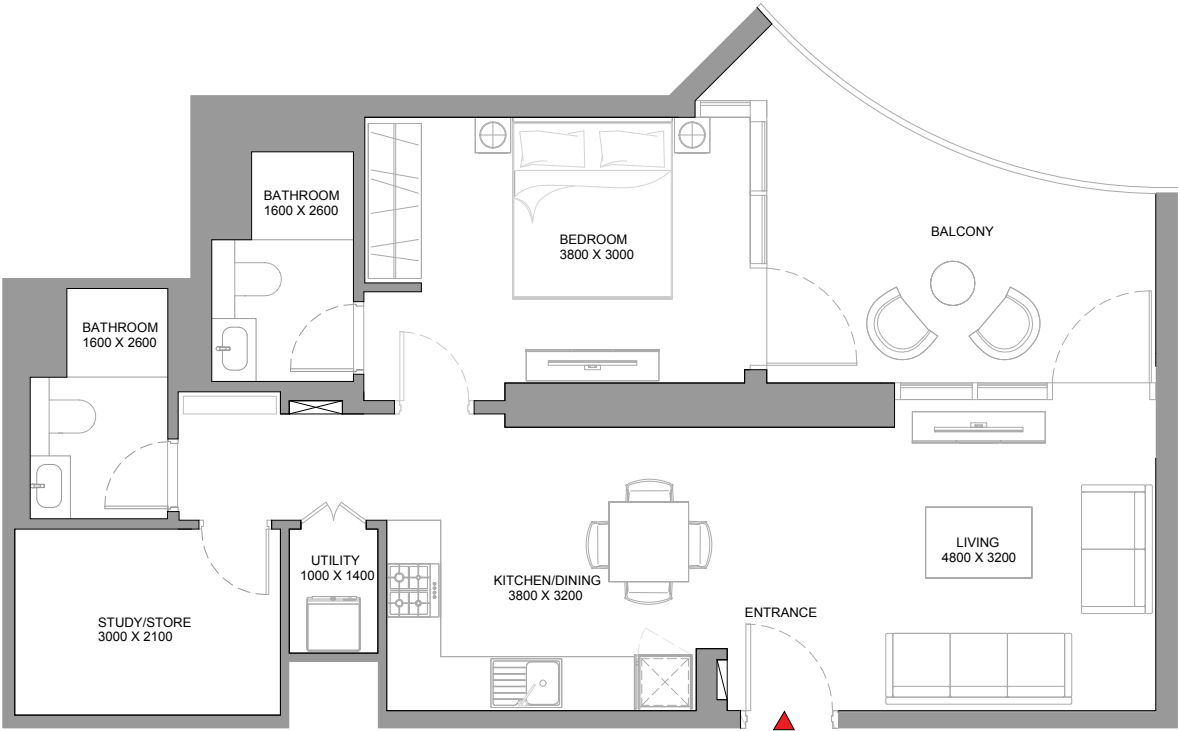
Disclaimer: 1. All dimensions are in metric, measured to wall finishes. 2. All materials, dimensions & drawings are approximate. 3. Information is subject to change without notice, at developer's absolute discretion. 4. Actual area may vary from the stated area. 5. Drawing are not to scale. 6. All images used are for illustrative purpose only and do not represent the actual size, features, specifications, fittings and furnishings. 7. The developer reserves the right to make revisions/ alterations, at its absolute discretion, without any liability whatsoever.

1.5 BEDROOM APARTMENT

TYPE A (with study room and powder + balcony)

TOTAL SALEABLE AREA

SUITE RANGE = 745.08 SQ.FT. - 751.64 SQ.FT.
BALCONY RANGE = 146.39 SQ.FT. - 148.97 SQ.FT.
TOTAL RANGE = 891.47 SQ.FT. - 900.61 SQ.FT.



List of unit numbers with this unit plan:

VIEWS

Amenities, Lagoon
B706, B806, B906, B1006

Community, Lagoon
B1106, B1206, B1306, B1406, B1506, B1606, B1706, B1806, B1906, B2006, B2106, B2406, B2506, B2606, B2706, B2806, B2906, B3006, B3106, B3206, B3306, B3406, B3506, B3606, B3706, B3806, B3906, B4006



Disclaimer: 1. All dimensions are in metric, measured to wall finishes. 2. All materials, dimensions & drawings are approximate. 3. Information is subject to change without notice, at developer's absolute discretion. 4. Actual area may vary from the stated area. 5. Drawing are not to scale. 6. All images used are for illustrative purpose only and do not represent the actual size, features, specifications, fittings and furnishings. 7. The developer reserves the right to make revisions/ alterations, at its absolute discretion, without any liability whatsoever.

1.5 BEDROOM APARTMENT

TYPE A (with study room and powder + balcony) VARIANT 1

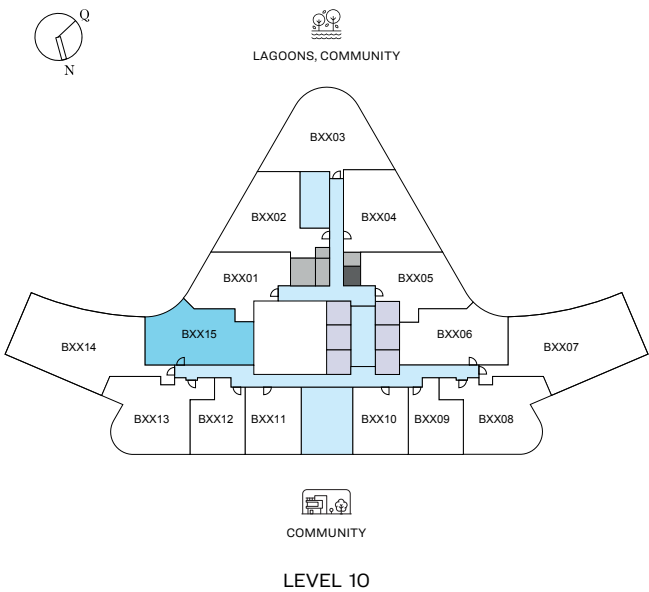
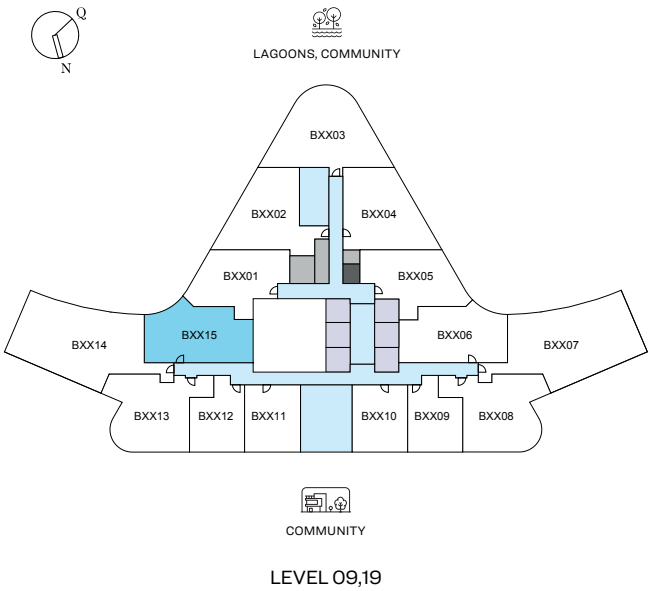
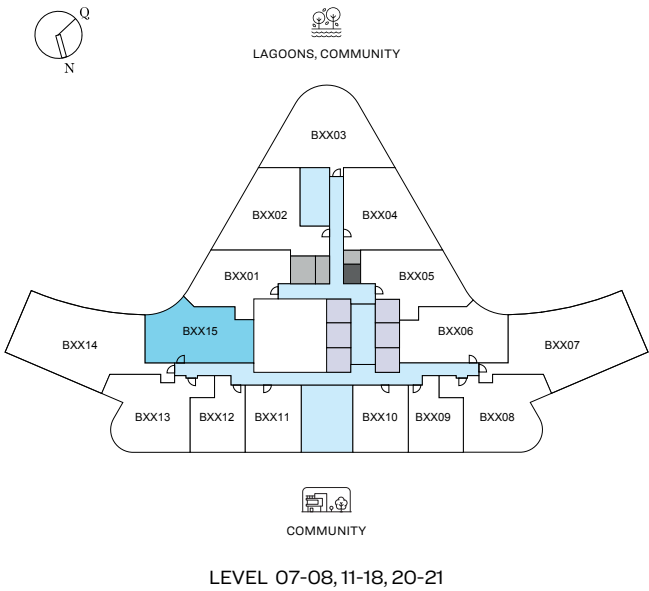
TOTAL SALEABLE AREA

SUITE RANGE = 745.08 SQ.FT. - 751.64 SQ.FT.

BALCONY RANGE = 146.39 SQ.FT. - 148.86 SQ.FT.

TOTAL RANGE = 891.47 SQ.FT. - 900.50 SQ.FT.

UNIT



List of unit numbers with this unit plan:

VIEWS

Amenities, Lagoon
 B715, B815, B915, B1015

Community, Lagoon
 B1115, B1215, B1315, B1415, B1515, B1615, B1715, B1815, B1915, B2015, B2115

Disclaimer: 1. All dimensions are in metric, measured to wall finishes. 2. All materials, dimensions & drawings are approximate. 3. Information is subject to change without notice, at developer's absolute discretion. 4. Actual area may vary from the stated area. 5. Drawing are not to scale. 6. All images used are for illustrative purpose only and do not represent the actual size, features, specifications, fittings and furnishings. 7. The developer reserves the right to make revisions/ alterations, at its absolute discretion, without any liability whatsoever.

1.5 BEDROOM APARTMENT

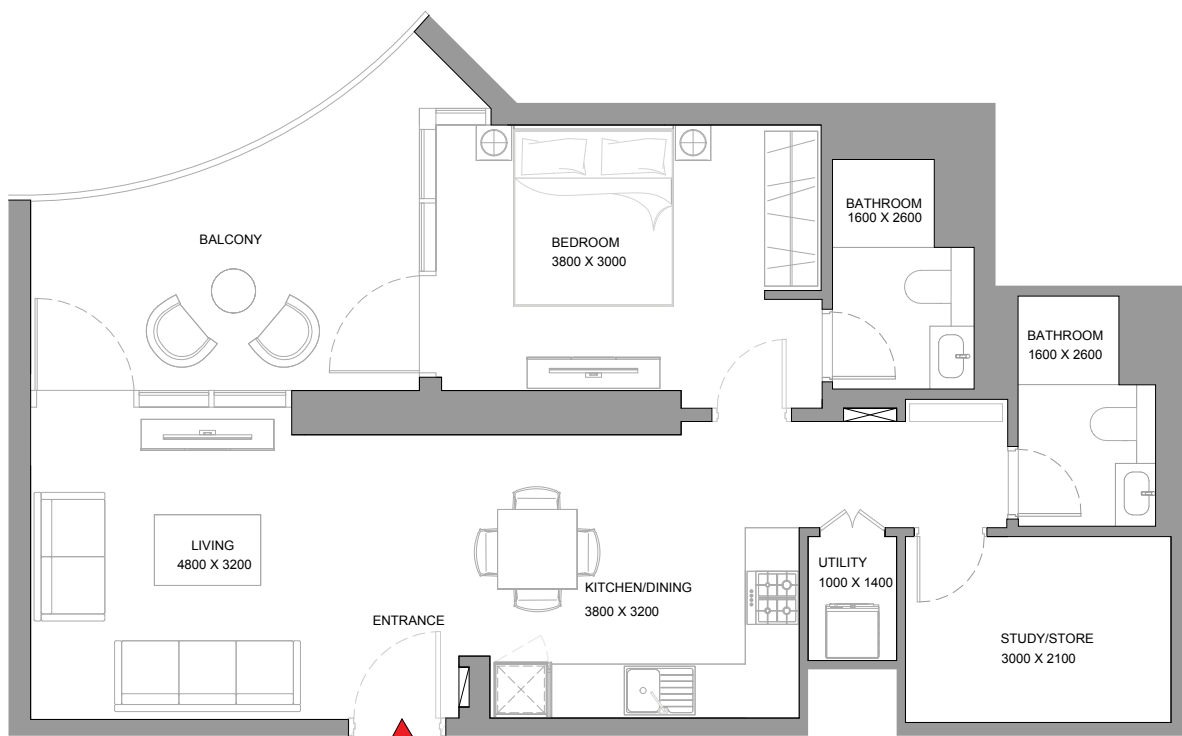
TYPE A (with study room and powder + balcony) VARIANT 1

TOTAL SALEABLE AREA

SUITE RANGE = 745.08 SQ.FT. - 751.64 SQ.FT.

BALCONY RANGE = 146.39 SQ.FT. - 148.86 SQ.FT.

TOTAL RANGE = 891.47 SQ.FT. - 900.50 SQ.FT.



List of unit numbers with this unit plan:

VIEWS

Amenities, Lagoon

B715, B815, B915, B1015

Community, Lagoon

B1115, B1215, B1315, B1415, B1515, B1615, B1715, B1815, B1915, B2015, B2115



Disclaimer: 1. All dimensions are in metric, measured to wall finishes. 2. All materials, dimensions & drawings are approximate. 3. Information is subject to change without notice, at developer's absolute discretion. 4. Actual area may vary from the stated area. 5. Drawing are not to scale. 6. All images used are for illustrative purpose only and do not represent the actual size, features, specifications, fittings and furnishings. 7. The developer reserves the right to make revisions/ alterations, at its absolute discretion, without any liability whatsoever.

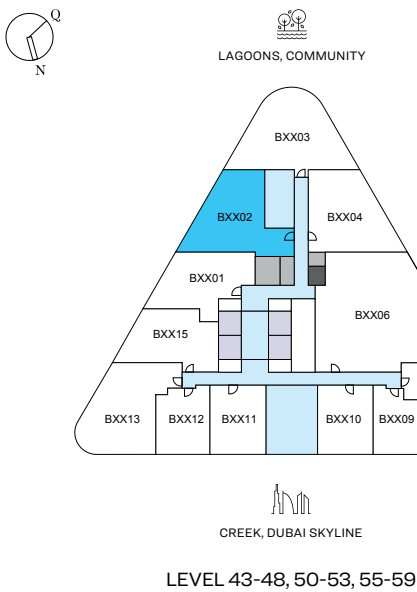
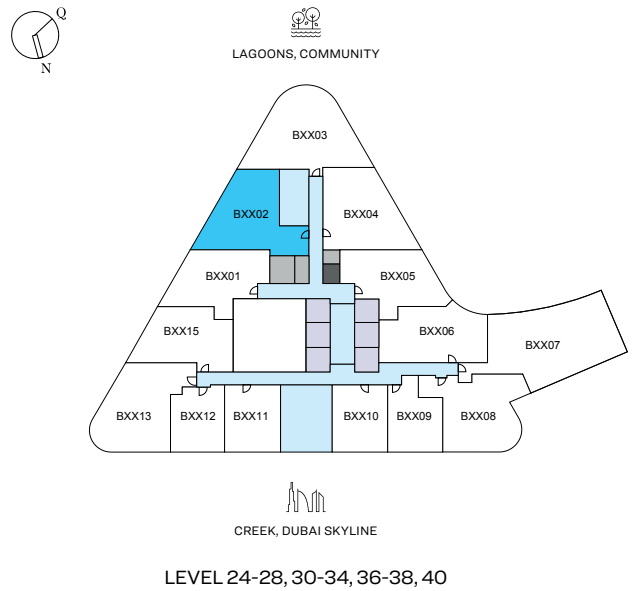
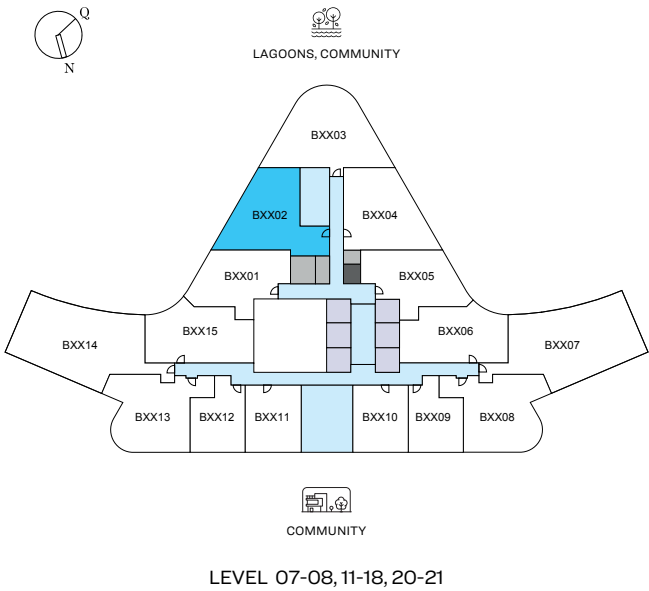
2 BEDROOM APARTMENT

TYPE A (with store room and shared powder + balcony)

TOTAL SALEABLE AREA

SUITE RANGE = 849.60 SQ.FT. - 854.22 SQ.FT.
BALCONY RANGE = 123.03 SQ.FT. - 126.37 SQ.FT.
TOTAL RANGE = 975.97 SQ.FT. - 977.25 SQ.FT.

UNIT



List of unit numbers with this unit plan:

VIEWS

Amenities
B702, B802

Community
B1102, B1202, B1302, B1402, B1502, B1602, B1702, B1802, B2002, B2102, B2402, B2502, B2602, B2702, B2802, B3002, B3102, B3202, B3302, B3402, B3602, B3702, B3802, B4002, B4302, B4402, B4502, B4602, B4702, B4802, B5002, B5102, B5202, B5302, B5502, B5602, B5702, B5802, B5902

Disclaimer: 1. All dimensions are in metric, measured to wall finishes. 2. All materials, dimensions & drawings are approximate. 3. Information is subject to change without notice, at developer's absolute discretion. 4. Actual area may vary from the stated area. 5. Drawing are not to scale. 6. All images used are for illustrative purpose only and do not represent the actual size, features, specifications, fittings and furnishings. 7. The developer reserves the right to make revisions/ alterations, at its absolute discretion, without any liability whatsoever.

2 BEDROOM APARTMENT

TYPE A (with store room and shared powder + balcony)

TOTAL SALEABLE AREA

SUITE RANGE = 849.60 SQ.FT. - 854.22 SQ.FT.
BALCONY RANGE = 123.03 SQ.FT. - 126.37 SQ.FT.
TOTAL RANGE = 975.97 SQ.FT. - 977.25 SQ.FT.



List of unit numbers with this unit plan:

VIEWS

Amenities
B702, B802

Community

B1102, B1202, B1302, B1402, B1502, B1602, B1702, B1802, B2002, B2102, B2402, B2502, B2602, B2702, B2802, B3002, B3102, B3202, B3302, B3402, B3602, B3702, B3802, B4002, B4302, B4402, B4502, B4602, B4702, B4802, B5002, B5102, B5202, B5302, B5502, B5602, B5702, B5802, B5902



Disclaimer: 1. All dimensions are in metric, measured to wall finishes. 2. All materials, dimensions & drawings are approximate. 3. Information is subject to change without notice, at developer's absolute discretion. 4. Actual area may vary from the stated area. 5. Drawing are not to scale. 6. All images used are for illustrative purpose only and do not represent the actual size, features, specifications, fittings and furnishings. 7. The developer reserves the right to make revisions/ alterations, at its absolute discretion, without any liability whatsoever.

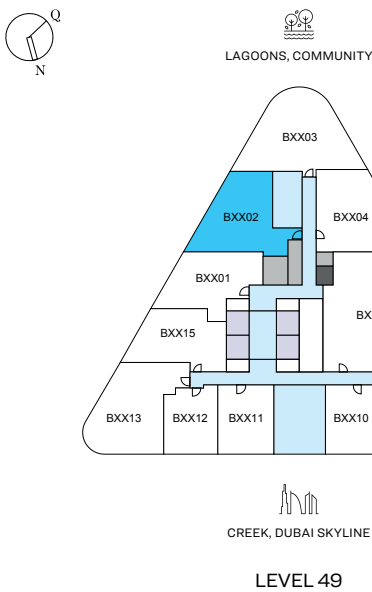
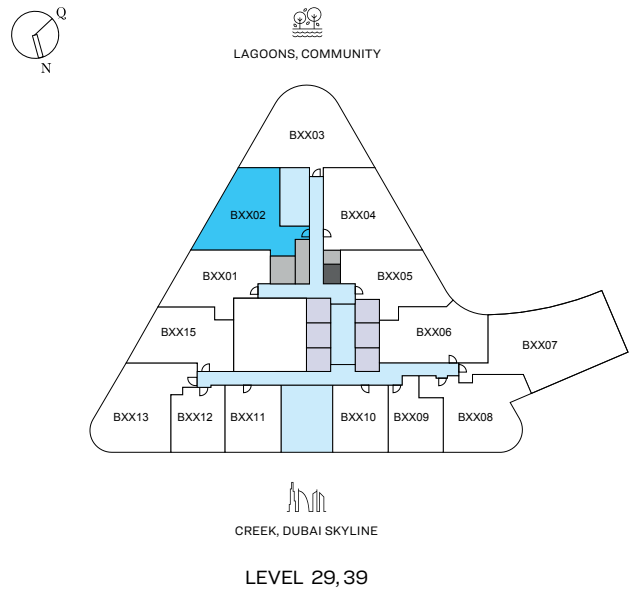
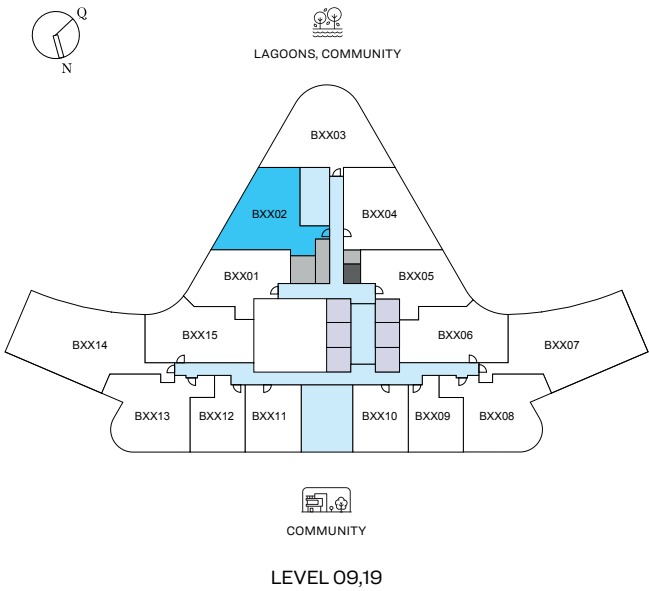
2 BEDROOM APARTMENT

TYPE A (with shared powder + balcony) VARIANT 1

TOTAL SALEABLE AREA

SUITE = 812.24 SQ.FT.
BALCONY = 126.37 SQ.FT.
TOTAL = 938.61 SQ.FT.

UNIT



List of unit numbers with this unit plan:

VIEWS

Amenities
B902

Community
B1902, B2902, B3902, B4902

Disclaimer: 1. All dimensions are in metric, measured to wall finishes. 2. All materials, dimensions & drawings are approximate. 3. Information is subject to change without notice, at developer's absolute discretion. 4. Actual area may vary from the stated area. 5. Drawing are not to scale. 6. All images used are for illustrative purpose only and do not represent the actual size, features, specifications, fittings and furnishings. 7. The developer reserves the right to make revisions/ alterations, at its absolute discretion, without any liability whatsoever.

2 BEDROOM APARTMENT

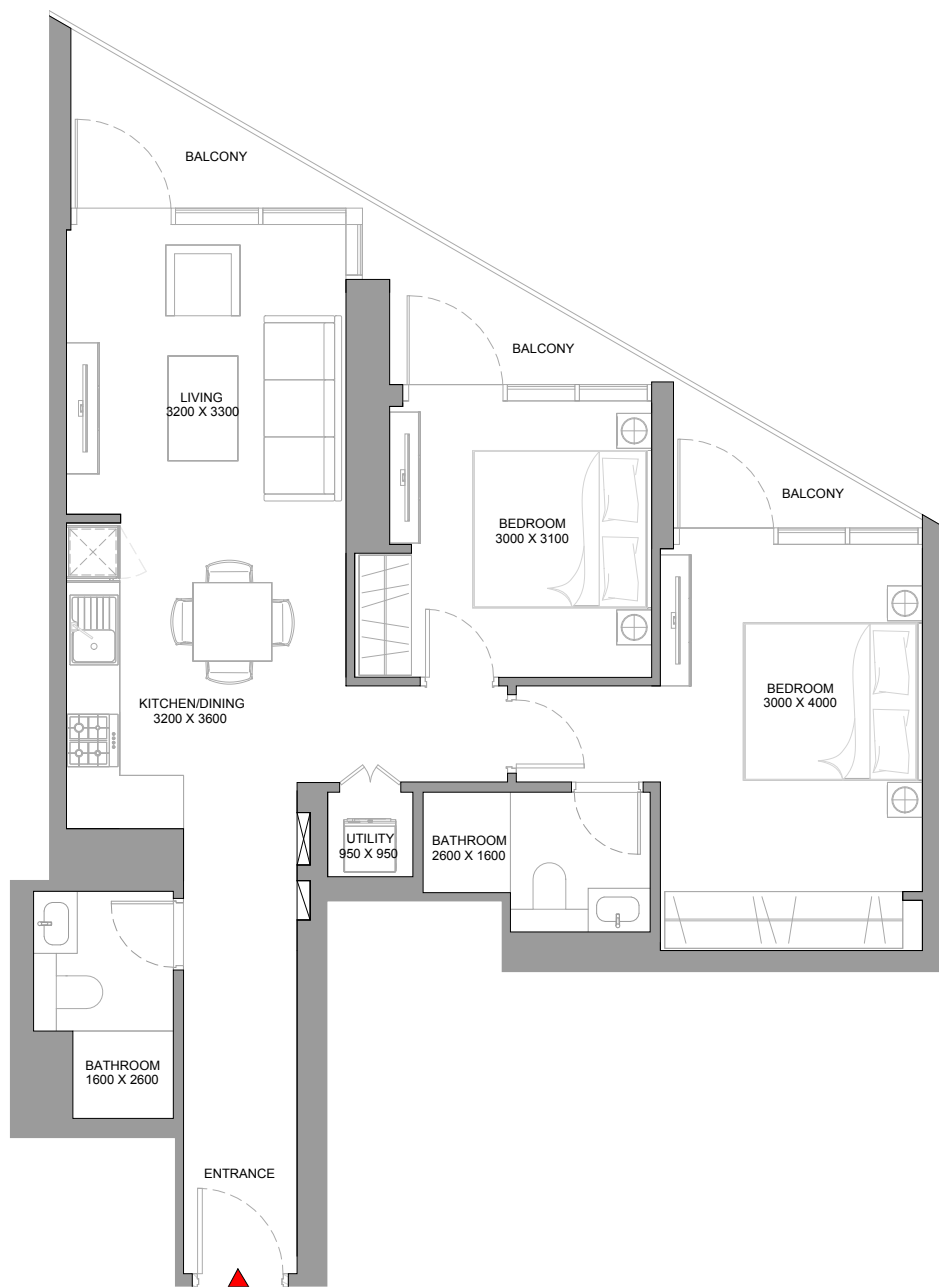
TYPE A (with shared powder + balcony) VARIANT 1

TOTAL SALEABLE AREA

SUITE = 812.24 SQ.FT.

BALCONY = 126.37 SQ.FT.

TOTAL = 938.61 SQ.FT.



List of unit numbers with this unit plan:

VIEWS

Amenities

B902

Community

B1902, B2902, B3902, B4902

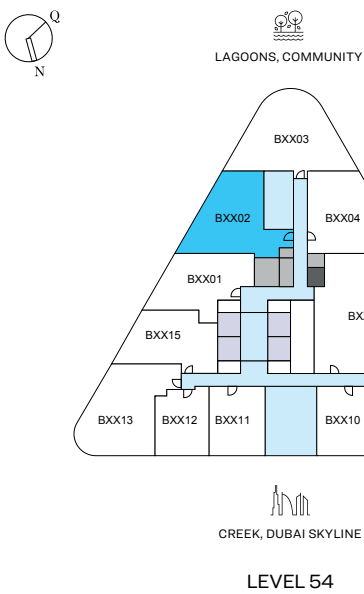
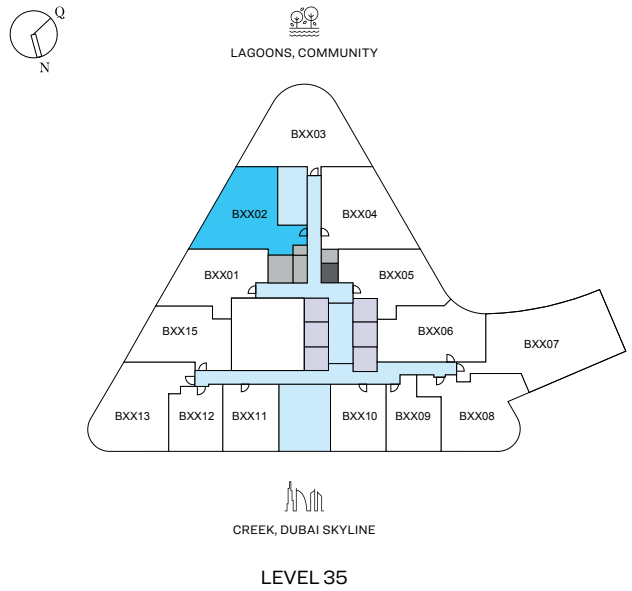
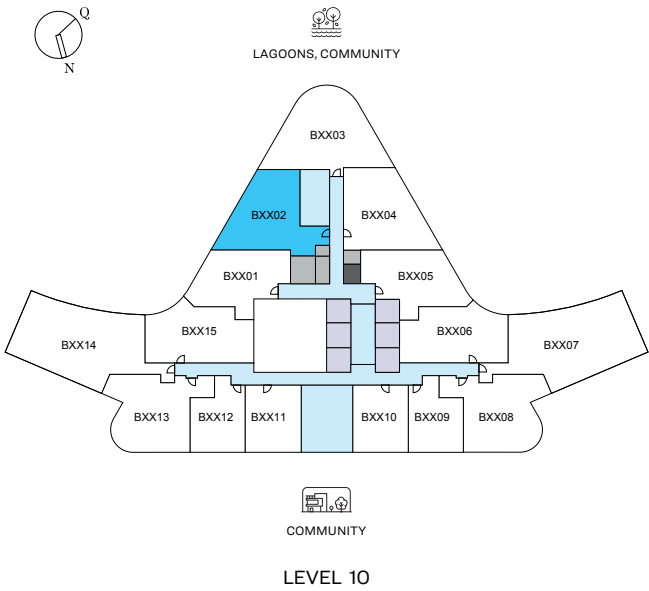


Disclaimer: 1. All dimensions are in metric, measured to wall finishes. 2. All materials, dimensions & drawings are approximate. 3. Information is subject to change without notice, at developer's absolute discretion. 4. Actual area may vary from the stated area. 5. Drawing are not to scale. 6. All images used are for illustrative purpose only and do not represent the actual size, features, specifications, fittings and furnishings. 7. The developer reserves the right to make revisions/ alterations, at its absolute discretion, without any liability whatsoever.

2 BEDROOM APARTMENT
TYPE A (with sstore room and shared powder + balcony) VARIANT 2

TOTAL SALEABLE AREA
SUITE = 826.02 SQ.FT.
BALCONY = 126.37 SQ.FT.
TOTAL = 952.39 SQ.FT.

UNIT



List of unit numbers with this unit plan:

VIEWS

Amenities

B1002

Community

B3502, B5402

Disclaimer: 1. All dimensions are in metric, measured to wall finishes. 2. All materials, dimensions & drawings are approximate. 3. Information is subject to change without notice, at developer's absolute discretion. 4. Actual area may vary from the stated area. 5. Drawing are not to scale. 6. All images used are for illustrative purpose only and do not represent the actual size, features, specifications, fittings and furnishings. 7. The developer reserves the right to make revisions/ alterations, at its absolute discretion, without any liability whatsoever.

2 BEDROOM APARTMENT

TYPE A (with sstore room and shared powder + balcony) VARIANT 2

TOTAL SALEABLE AREA

SUITE = 826.02 SQ.FT.
BALCONY = 126.37 SQ.FT.
TOTAL = 952.39 SQ.FT.



List of unit numbers with this unit plan:

VIEWS

Amenities
B1002

Community
B3502, B5402



Disclaimer: 1. All dimensions are in metric, measured to wall finishes. 2. All materials, dimensions & drawings are approximate. 3. Information is subject to change without notice, at developer's absolute discretion. 4. Actual area may vary from the stated area. 5. Drawing are not to scale. 6. All images used are for illustrative purpose only and do not represent the actual size, features, specifications, fittings and furnishings. 7. The developer reserves the right to make revisions/ alterations, at its absolute discretion, without any liability whatsoever.

2 BEDROOM APARTMENT

TYPE B (with shared powder + balcony)

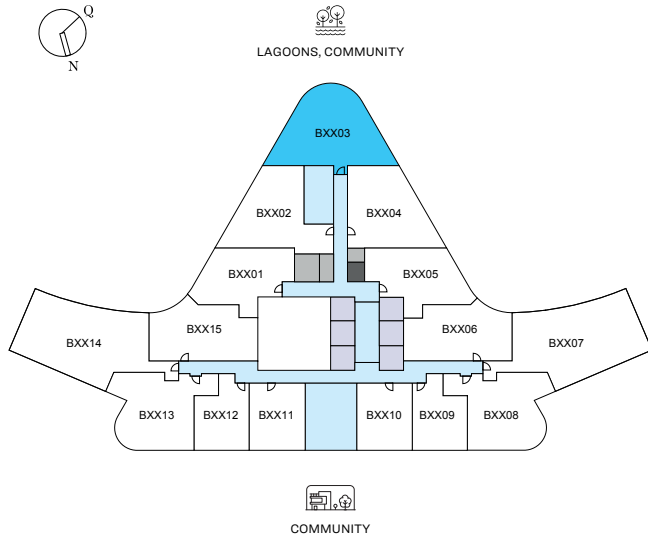
TOTAL SALEABLE AREA

SUITE RANGE = 1040.01 SQ.FT. - 1044.21 SQ.FT.

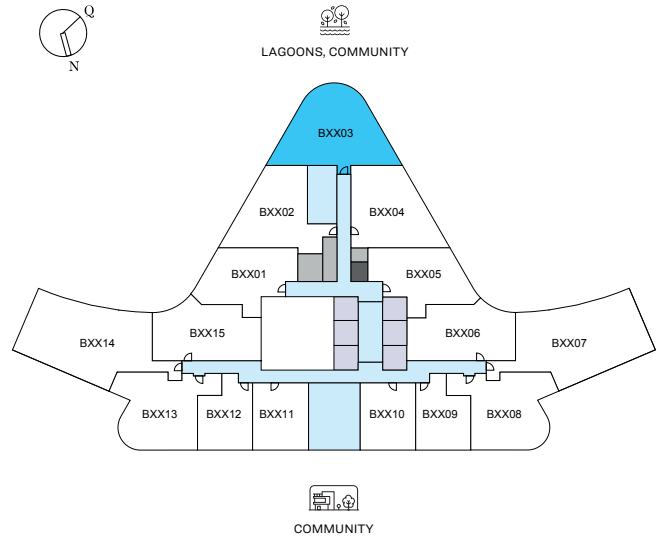
BALCONY RANGE = 84.39 SQ.FT. - 86.65 SQ.FT.

TOTAL RANGE = 1126.66 SQ.FT. - 1128.60 SQ.FT.

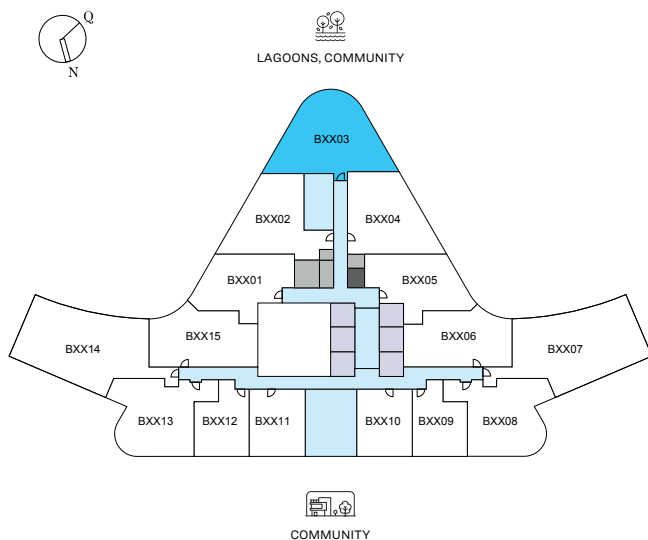
UNIT



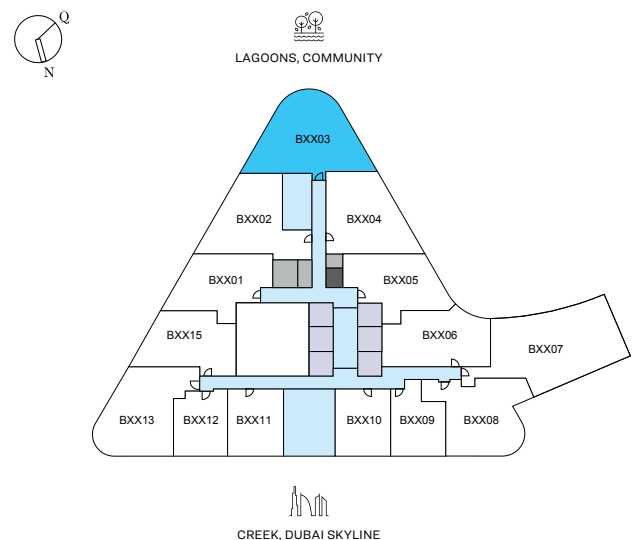
LEVEL 07-08, 11-18, 20-21



LEVEL 09, 19



LEVEL 10



LEVEL 24-28, 30-34, 36-38, 40

List of unit numbers with this unit plan:

VIEWS

180 degrees view (Amenities, Lagoon)

B803, B903, B1003

180 degrees view (Community, Lagoon)

B1103, B1203, B1303, B1403, B1503, B1603, B1703, B1803, B1903, B2003, B2103, B2403, B2503, B2603, B2703, B2803, B2903, B3003, B3103, B3203, B3303, B3403, B3503, B3603, B3703, B3803, B3903, B4003, B4303, B4403, B4503, B4603, B4703, B4803, B4903, B5003, B5103, B5203, B5303, B5403, B5503, B5603, B5703, B5803, B5903

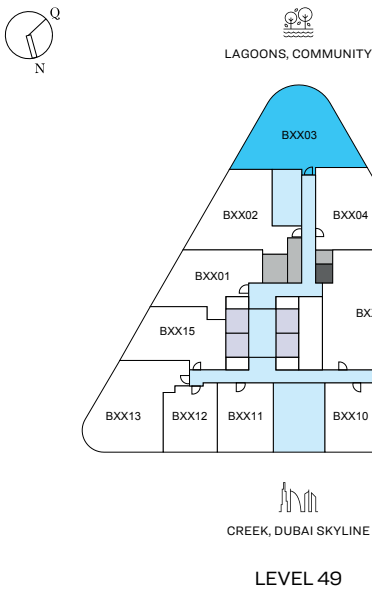
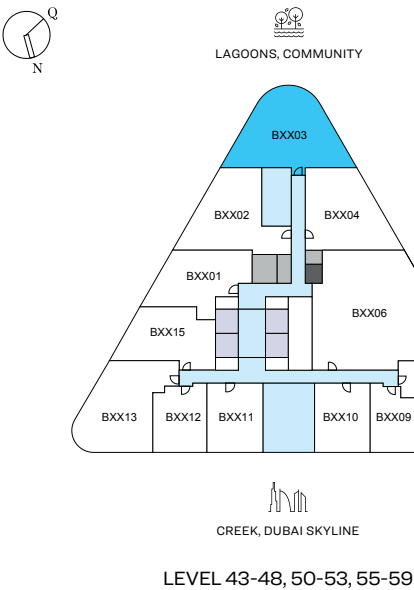
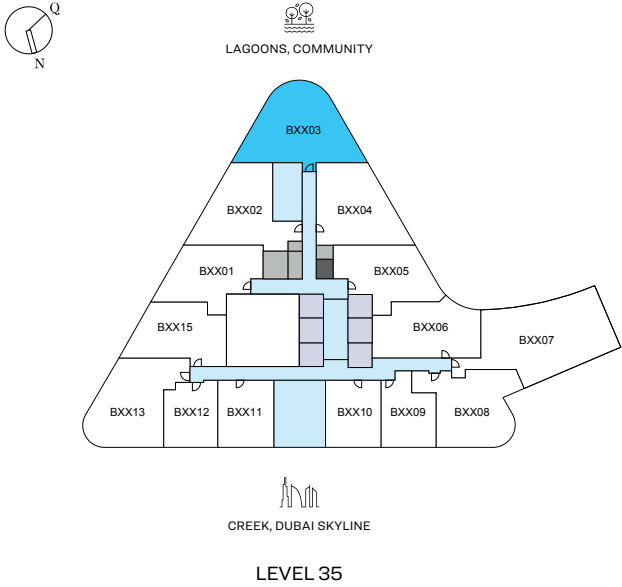
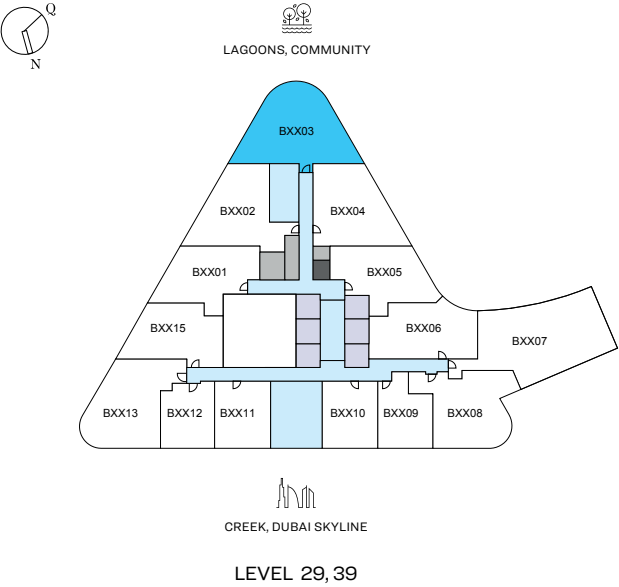
2 BEDROOM APARTMENT

TYPE B (with shared powder + balcony)

TOTAL SALEABLE AREA

SUITE RANGE = 1040.01 SQ.FT. - 1044.21 SQ.FT.
BALCONY RANGE = 84.39 SQ.FT. - 86.65 SQ.FT.
TOTAL RANGE = 1126.66 SQ.FT. - 1128.60 SQ.FT.

UNIT



List of unit numbers with this unit plan:

VIEWS

180 degrees view (Amenities, Lagoon)
B803, B903, B1003

180 degrees view (Community, Lagoon)
B1103, B1203, B1303, B1403, B1503, B1603, B1703, B1803, B1903, B2003, B2103, B2403, B2503, B2603, B2703, B2803, B2903, B3003, B3103, B3203, B3303, B3403, B3503, B3603, B3703, B3803, B3903, B4003, B4303, B4403, B4503, B4603, B4703, B4803, B4903, B5003, B5103, B5203, B5303, B5403, B5503, B5603, B5703, B5803, B5903

Disclaimer: 1. All dimensions are in metric, measured to wall finishes. 2. All materials, dimensions & drawings are approximate. 3. Information is subject to change without notice, at developer's absolute discretion. 4. Actual area may vary from the stated area. 5. Drawing are not to scale. 6. All images used are for illustrative purpose only and do not represent the actual size, features, specifications, fittings and furnishings. 7. The developer reserves the right to make revisions/ alterations, at its absolute discretion, without any liability whatsoever.

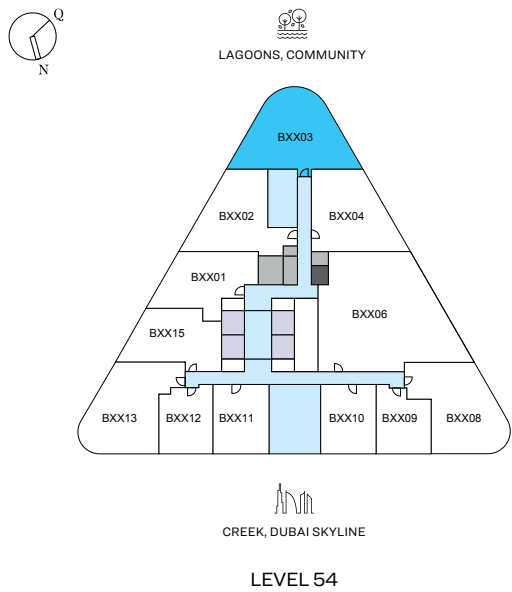
2 BEDROOM APARTMENT

TYPE B (with shared powder + balcony)

TOTAL SALEABLE AREA

SUITE RANGE = 1040.01 SQ.FT. - 1044.21 SQ.FT.
BALCONY RANGE = 84.39 SQ.FT. - 86.65 SQ.FT.
TOTAL RANGE = 1126.66 SQ.FT. - 1128.60 SQ.FT.

UNIT



List of unit numbers with this unit plan:

VIEWS

180 degrees view (Amenities, Lagoon)
B803, B903, B1003

180 degrees view (Community, Lagoon)
B1103, B1203, B1303, B1403, B1503, B1603, B1703, B1803, B1903, B2003, B2103, B2403, B2503, B2603, B2703, B2803, B2903, B3003, B3103, B3203, B3303, B3403, B3503, B3603, B3703, B3803, B3903, B4003, B4303, B4403, B4503, B4603, B4703, B4803, B4903, B5003, B5103, B5203, B5303, B5403, B5503, B5603, B5703, B5803, B5903

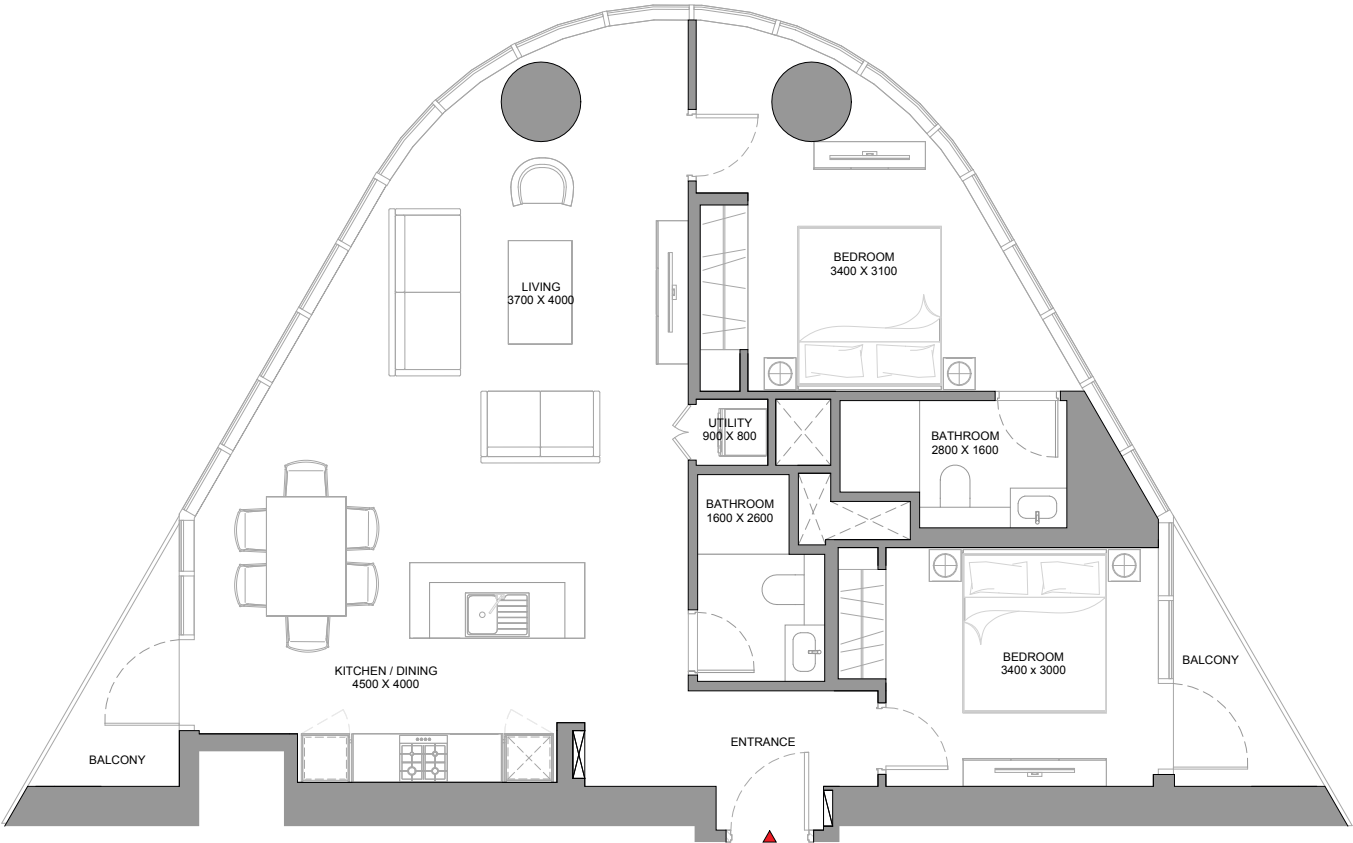
Disclaimer: 1. All dimensions are in metric, measured to wall finishes. 2. All materials, dimensions & drawings are approximate. 3. Information is subject to change without notice, at developer's absolute discretion. 4. Actual area may vary from the stated area. 5. Drawing are not to scale. 6. All images used are for illustrative purpose only and do not represent the actual size, features, specifications, fittings and furnishings. 7. The developer reserves the right to make revisions/ alterations, at its absolute discretion, without any liability whatsoever.

2 BEDROOM APARTMENT

TYPE B (with shared powder + balcony)

TOTAL SALEABLE AREA

SUITE RANGE = 1040.01 SQ.FT. - 1044.21 SQ.FT.
BALCONY RANGE = 84.39 SQ.FT. - 86.65 SQ.FT.
TOTAL RANGE = 1126.66 SQ.FT. - 1128.60 SQ.FT.



List of unit numbers with this unit plan:

VIEWS

180 degrees view (Amenities, Lagoon)
B803, B903, B1003

180 degrees view (Community, Lagoon)
B1103, B1203, B1303, B1403, B1503, B1603, B1703, B1803, B1903, B2003, B2103, B2403, B2503, B2603, B2703, B2803, B2903, B3003, B3103, B3203, B3303, B3403, B3503, B3603, B3703, B3803, B3903, B4003, B4303, B4403, B4503, B4603, B4703, B4803, B4903, B5003, B5103, B5203, B5303, B5403, B5503, B5603, B5703, B5803, B5903



Disclaimer: 1. All dimensions are in metric, measured to wall finishes. 2. All materials, dimensions & drawings are approximate. 3. Information is subject to change without notice, at developer's absolute discretion. 4. Actual area may vary from the stated area. 5. Drawing are not to scale. 6. All images used are for illustrative purpose only and do not represent the actual size, features, specifications, fittings and furnishings. 7. The developer reserves the right to make revisions/ alterations, at its absolute discretion, without any liability whatsoever.

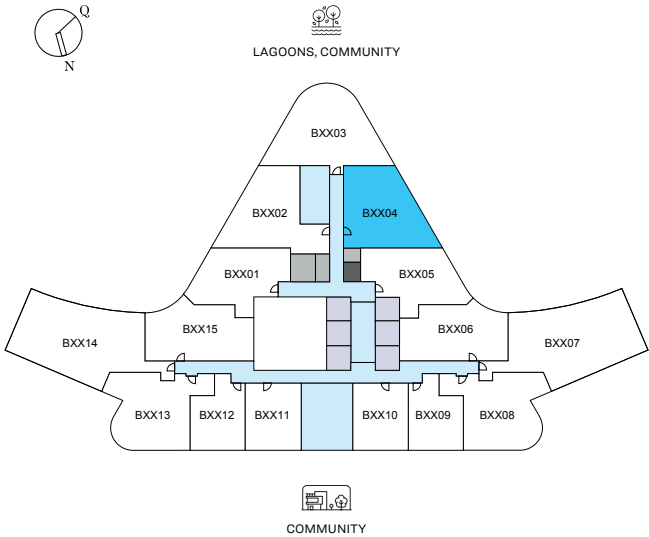
2 BEDROOM APARTMENT

TYPE C (with shared powder + balcony)

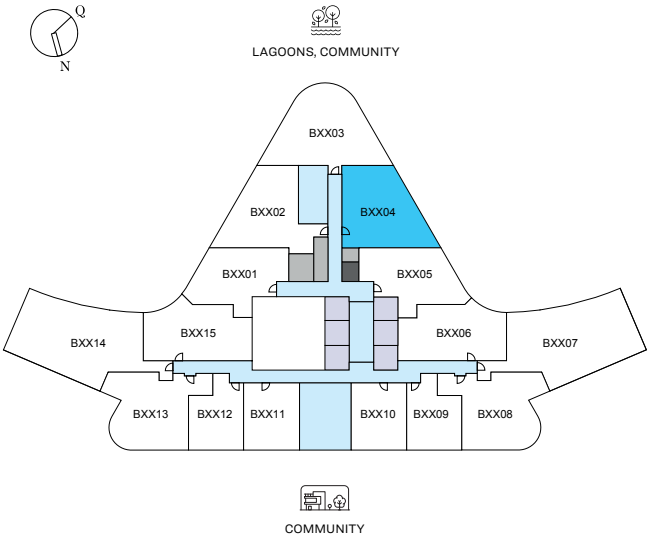
TOTAL SALEABLE AREA

SUITE RANGE = 808.15 SQ.FT. - 811.17 SQ.FT.
BALCONY RANGE = 123.03 SQ.FT. - 126.26 SQ.FT.
TOTAL RANGE = 934.20 SQ.FT. - 934.52 SQ.FT.

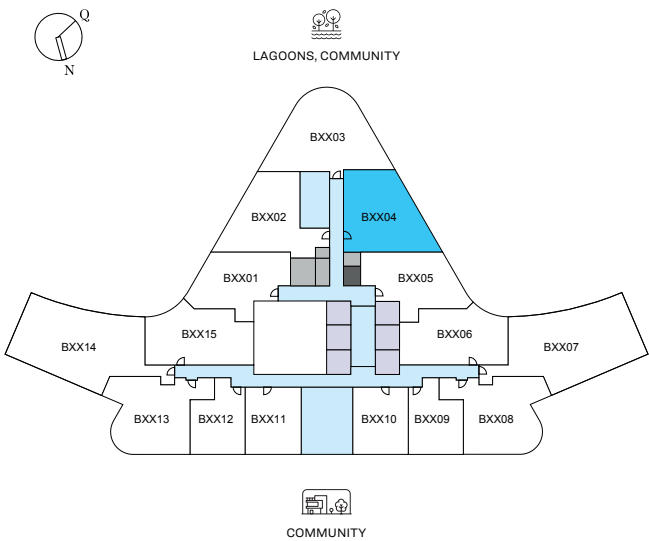
UNIT



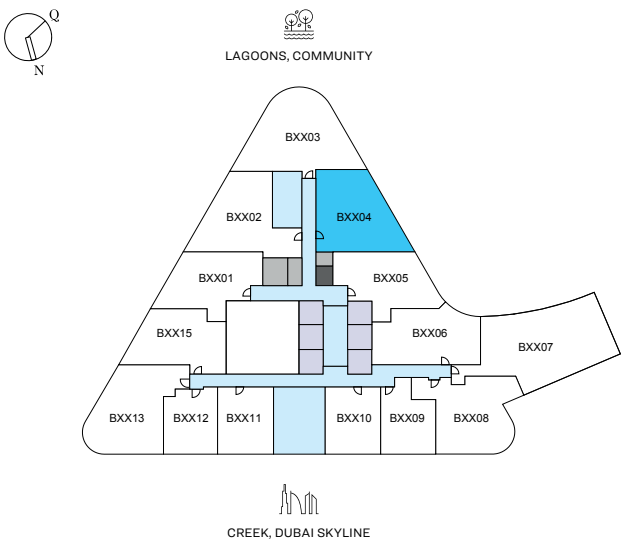
LEVEL 07-08, 11-18, 20-21



LEVEL 09, 19



LEVEL 10



LEVEL 24-28, 30-34, 36-38, 40

List of unit numbers with this unit plan:

VIEWS

Amenities

B804, B904, B1004

Community

B1104, B1204, B1304, B1404, B1504, B1604, B1704, B1804, B1904, B2004, B2104, B2404, B2504, B2604, B2704, B2804, B2904, B3004, B3104, B3204, B3304, B3404, B3504, B3604, B3704, B3804, B3904, B4004, B4304, B4404, B4504, B4604, B4704, B4804, B4904, B5004, B5104, B5204, B5304, B5404, B5504, B5604, B5704, B5804, B5904

Disclaimer: 1. All dimensions are in metric, measured to wall finishes. 2. All materials, dimensions & drawings are approximate. 3. Information is subject to change without notice, at developer's absolute discretion. 4. Actual area may vary from the stated area. 5. Drawing are not to scale. 6. All images used are for illustrative purpose only and do not represent the actual size, features, specifications, fittings and furnishings. 7. The developer reserves the right to make revisions/ alterations, at its absolute discretion, without any liability whatsoever.

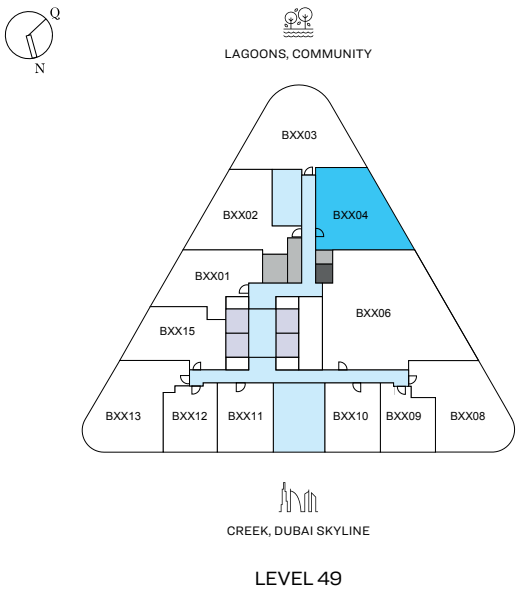
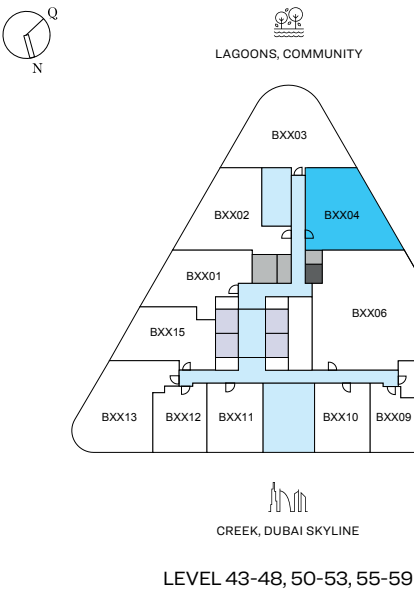
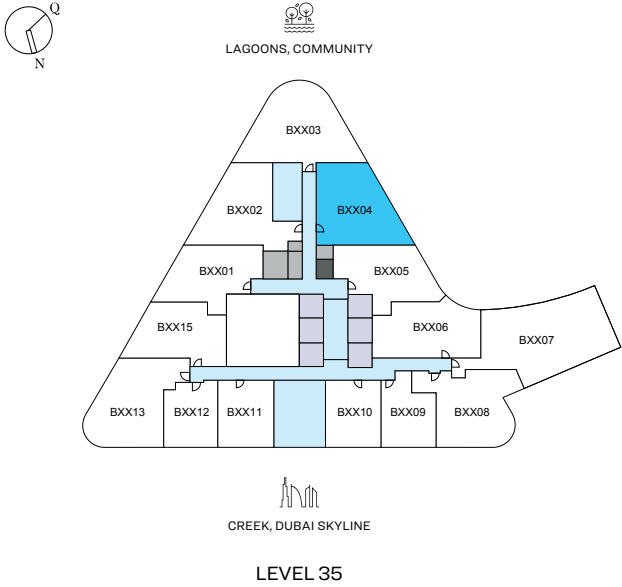
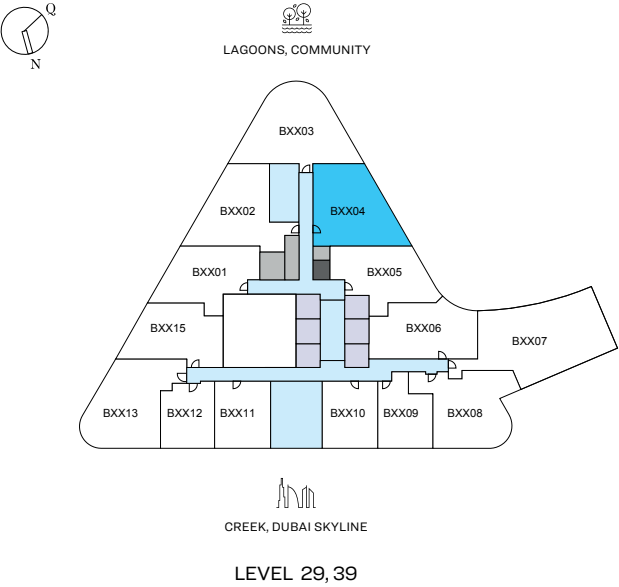
2 BEDROOM APARTMENT

TYPE C (with shared powder + balcony)

TOTAL SALEABLE AREA

SUITE RANGE = 808.15 SQ.FT. - 811.17 SQ.FT.
BALCONY RANGE = 123.03 SQ.FT. - 126.26 SQ.FT.
TOTAL RANGE = 934.20 SQ.FT. - 934.52 SQ.FT.

UNIT



List of unit numbers with this unit plan:

VIEWS

Amenities

B804, B904, B1004

Community

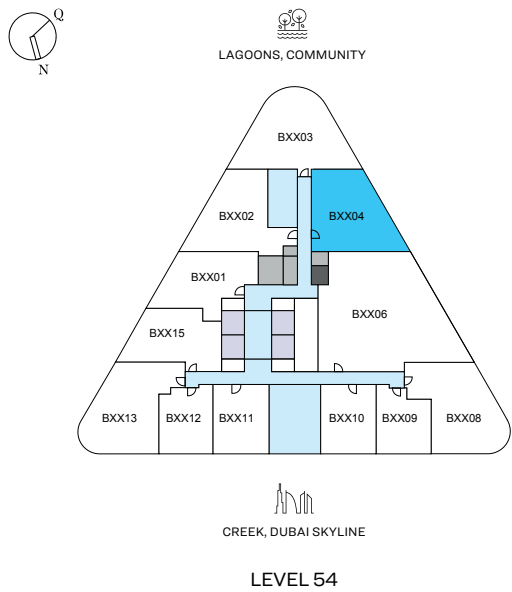
B1104, B1204, B1304, B1404, B1504, B1604, B1704, B1804, B1904, B2004, B2104, B2404, B2504, B2604, B2704, B2804, B2904, B3004, B3104, B3204, B3304, B3404, B3504, B3604, B3704, B3804, B3904, B4004, B4304, B4404, B4504, B4604, B4704, B4804, B4904, B5004, B5104, B5204, B5304, B5404, B5504, B5604, B5704, B5804, B5904

Disclaimer: 1. All dimensions are in metric, measured to wall finishes. 2. All materials, dimensions & drawings are approximate. 3. Information is subject to change without notice, at developer's absolute discretion. 4. Actual area may vary from the stated area. 5. Drawing are not to scale. 6. All images used are for illustrative purpose only and do not represent the actual size, features, specifications, fittings and furnishings. 7. The developer reserves the right to make revisions/ alterations, at its absolute discretion, without any liability whatsoever.

2 BEDROOM APARTMENT
TYPE C (with shared powder + balcony)

TOTAL SALEABLE AREA
SUITE RANGE = 808.15 SQ.FT. - 811.17 SQ.FT.
BALCONY RANGE = 123.03 SQ.FT. - 126.26 SQ.FT.
TOTAL RANGE = 934.20 SQ.FT. - 934.52 SQ.FT.

UNIT



List of unit numbers with this unit plan:

VIEWS

Amenities
B804, B904, B1004

Community
B1104, B1204, B1304, B1404, B1504, B1604, B1704, B1804, B1904, B2004, B2104, B2404, B2504, B2604, B2704, B2804, B2904, B3004, B3104, B3204, B3304, B3404, B3504, B3604, B3704, B3804, B3904, B4004, B4304, B4404, B4504, B4604, B4704, B4804, B4904, B5004, B5104, B5204, B5304, B5404, B5504, B5604, B5704, B5804, B5904

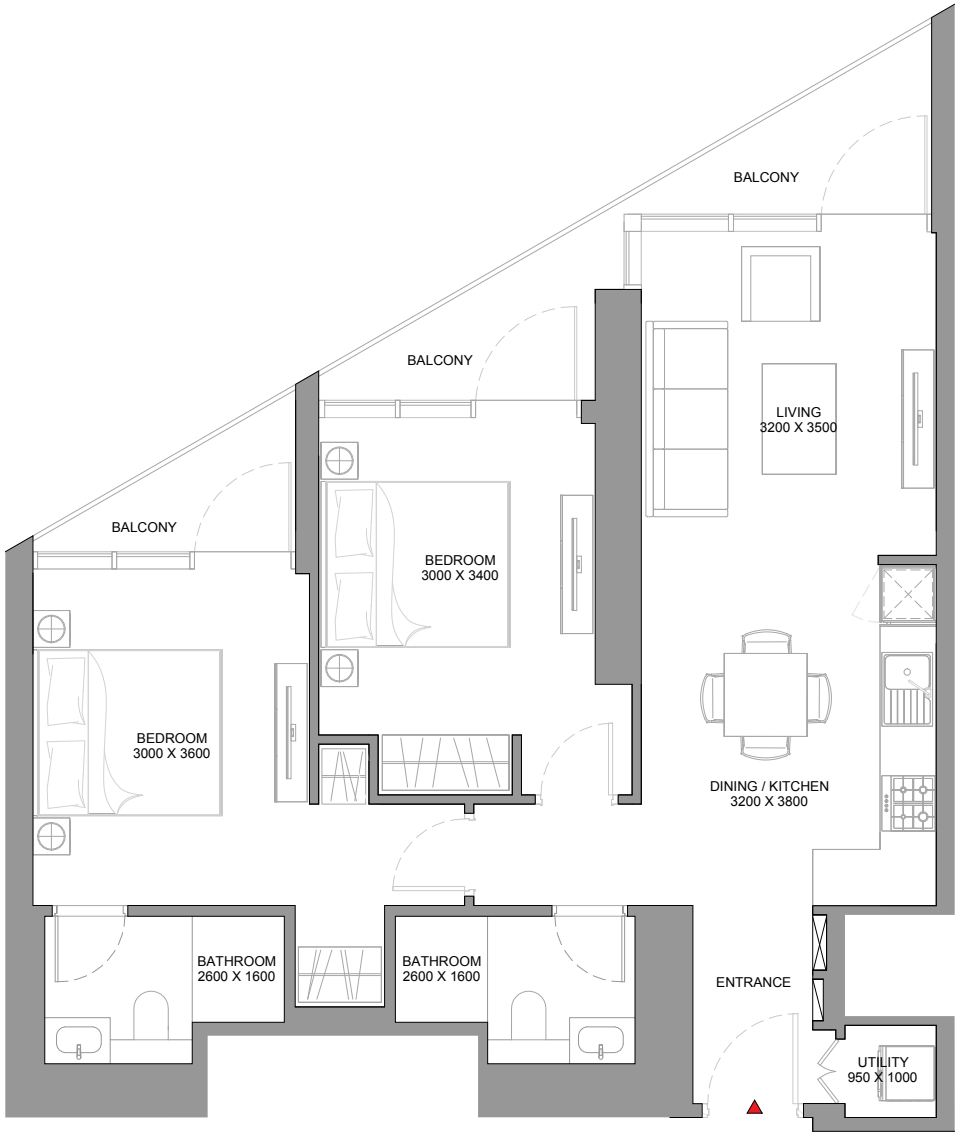
Disclaimer: 1. All dimensions are in metric, measured to wall finishes. 2. All materials, dimensions & drawings are approximate. 3. Information is subject to change without notice, at developer's absolute discretion. 4. Actual area may vary from the stated area. 5. Drawing are not to scale. 6. All images used are for illustrative purpose only and do not represent the actual size, features, specifications, fittings and furnishings. 7. The developer reserves the right to make revisions/ alterations, at its absolute discretion, without any liability whatsoever.

2 BEDROOM APARTMENT

TYPE C (with shared powder + balcony)

TOTAL SALEABLE AREA

SUITE RANGE = 808.15 SQ.FT. - 811.17 SQ.FT.
BALCONY RANGE = 123.03 SQ.FT. - 126.26 SQ.FT.
TOTAL RANGE = 934.20 SQ.FT. - 934.52 SQ.FT.



List of unit numbers with this unit plan:

VEWS

Amenities

B804, B904, B1004

Community

B1104, B1204, B1304, B1404, B1504, B1604, B1704, B1804, B1904, B2004, B2104, B2404, B2504, B2604, B2704, B2804, B2904, B3004, B3104, B3204, B3304, B3404, B3504, B3604, B3704, B3804, B3904, B4004, B4304, B4404, B4504, B4604, B4704, B4804, B4904, B5004, B5104, B5204, B5304, B5404, B5504, B5604, B5704, B5804, B5904

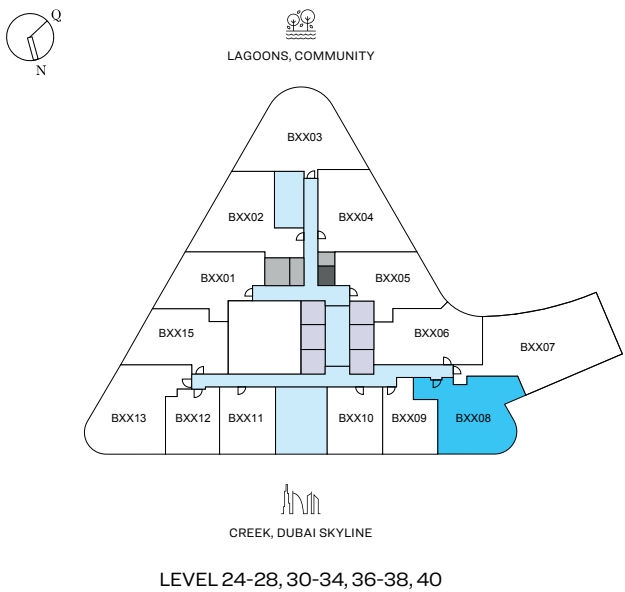
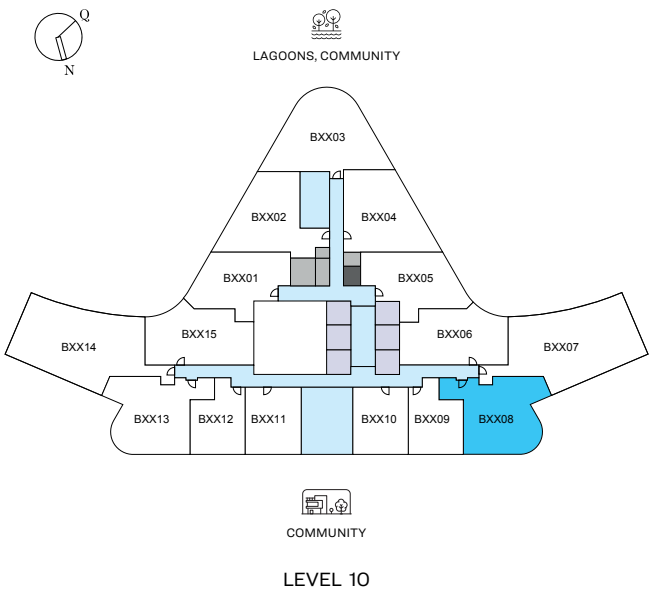
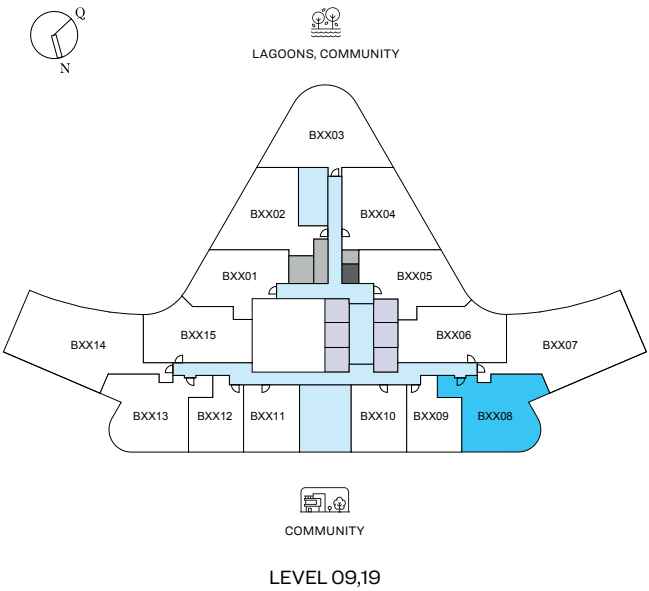
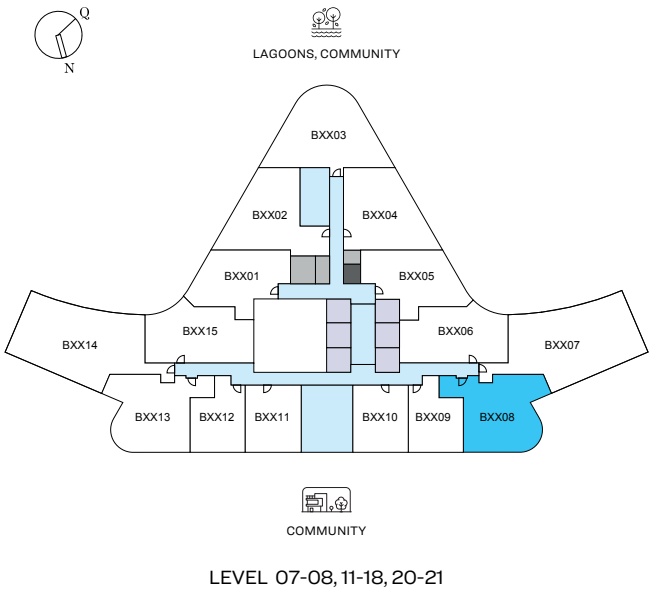


Disclaimer: 1. All dimensions are in metric, measured to wall finishes. 2. All materials, dimensions & drawings are approximate. 3. Information is subject to change without notice, at developer's absolute discretion. 4. Actual area may vary from the stated area. 5. Drawing are not to scale. 6. All images used are for illustrative purpose only and do not represent the actual size, features, specifications, fittings and furnishings. 7. The developer reserves the right to make revisions/ alterations, at its absolute discretion, without any liability whatsoever.

2 BEDROOM APARTMENT
TYPE D (with powder room + balcony)

TOTAL SALEABLE AREA
SUITE RANGE = 908.90 SQ.FT. - 909.12 SQ.FT.
BALCONY = 60.82 SQ.FT.
TOTAL RANGE = 969.72 SQ.FT. - 969.94 SQ.FT.

UNIT



List of unit numbers with this unit plan:

VIEWS

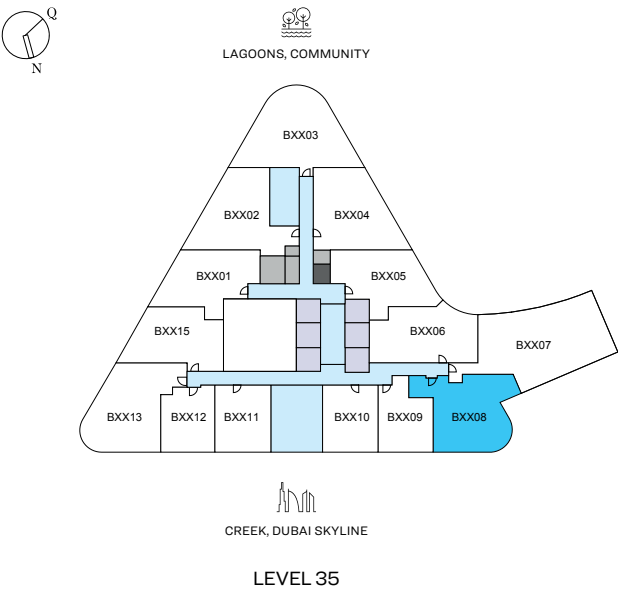
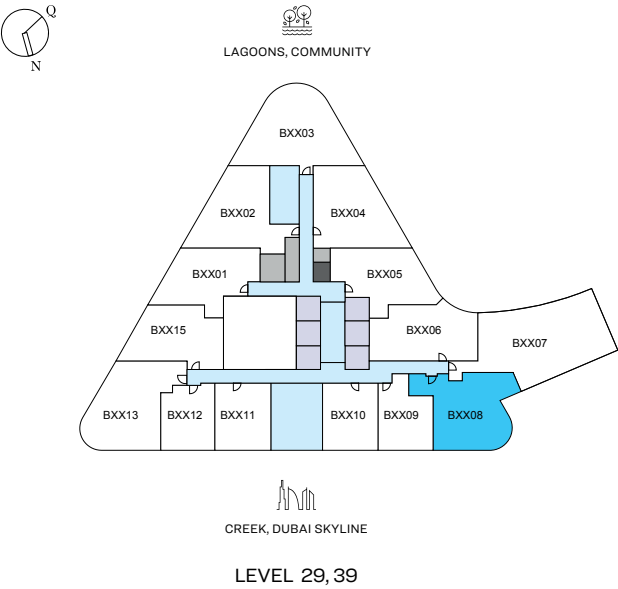
- Community
B708, B808, B908, B1008, B1108, B1208, B1308, B1408, B1508, B1608, B1708, B1808, B1908, B2008, B2108, B2408, B2508, B2608, B2708, B2808, B2908, B3008, B3108, B3208, B3308, B3408, B3508
- Ras Al Khor, Creek, Downtown Skyline
B3608, B3708, B3808, B3908, B4008

Disclaimer: 1. All dimensions are in metric, measured to wall finishes. 2. All materials, dimensions & drawings are approximate. 3. Information is subject to change without notice, at developer's absolute discretion. 4. Actual area may vary from the stated area. 5. Drawing are not to scale. 6. All images used are for illustrative purpose only and do not represent the actual size, features, specifications, fittings and furnishings. 7. The developer reserves the right to make revisions/ alterations, at its absolute discretion, without any liability whatsoever.

2 BEDROOM APARTMENT
TYPE D (with powder room + balcony)

TOTAL SALEABLE AREA
SUITE RANGE = 908.90 SQ.FT. - 909.12 SQ.FT.
BALCONY = 60.82 SQ.FT.
TOTAL RANGE = 969.72 SQ.FT. - 969.94 SQ.FT.

UNIT



List of unit numbers with this unit plan:

VIEWS

- Community
B708, B808, B908, B1008, B1108, B1208, B1308, B1408, B1508, B1608, B1708, B1808, B1908, B2008, B2108, B2408, B2508, B2608, B2708, B2808, B2908, B3008, B3108, B3208, B3308, B3408, B3508
- Ras Al Khor, Creek, Downtown Skyline
B3608, B3708, B3808, B3908, B4008

Disclaimer: 1. All dimensions are in metric, measured to wall finishes. 2. All materials, dimensions & drawings are approximate. 3. Information is subject to change without notice, at developer's absolute discretion. 4. Actual area may vary from the stated area. 5. Drawing are not to scale. 6. All images used are for illustrative purpose only and do not represent the actual size, features, specifications, fittings and furnishings. 7. The developer reserves the right to make revisions/ alterations, at its absolute discretion, without any liability whatsoever.

2 BEDROOM APARTMENT

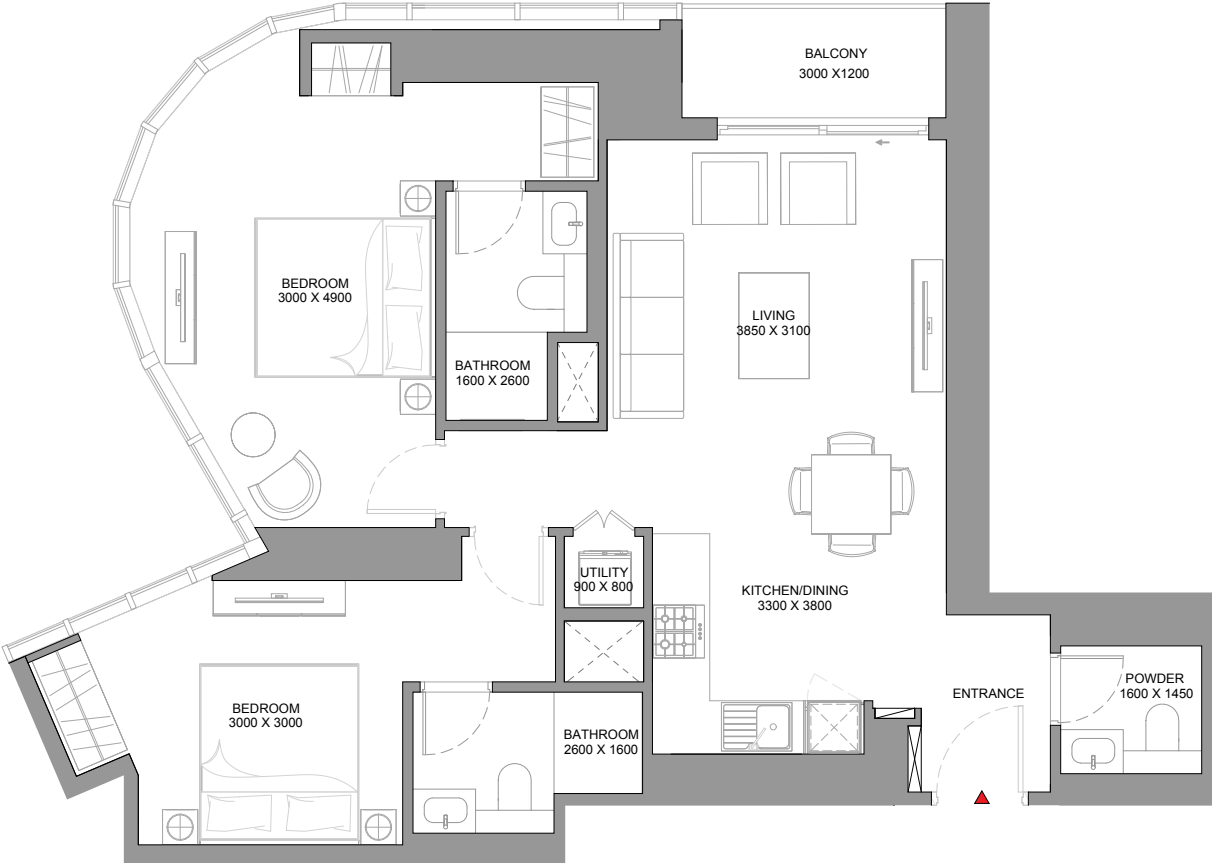
TYPE D (with powder room + balcony)

TOTAL SALEABLE AREA

SUITE RANGE = 908.90 SQ.FT. - 909.12 SQ.FT.

BALCONY = 60.82 SQ.FT.

TOTAL RANGE = 969.72 SQ.FT. - 969.94 SQ.FT.



List of unit numbers with this unit plan:

VIEWS

Community

B708, B808, B908, B1008, B1108, B1208, B1308, B1408, B1508, B1608, B1708, B1808, B1908, B2008, B2108, B2408, B2508, B2608, B2708, B2808, B2908, B3008, B3108, B3208, B3308, B3408, B3508

Ras Al Khor, Creek, Downtown Skyline

B3608, B3708, B3808, B3908, B4008

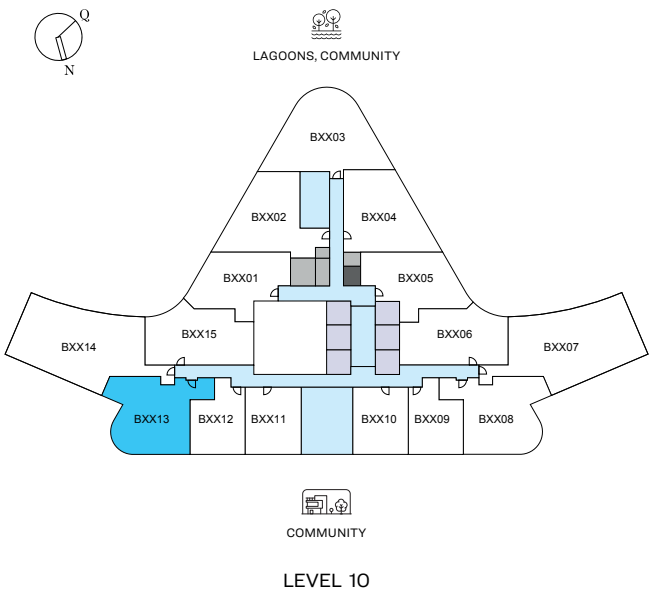
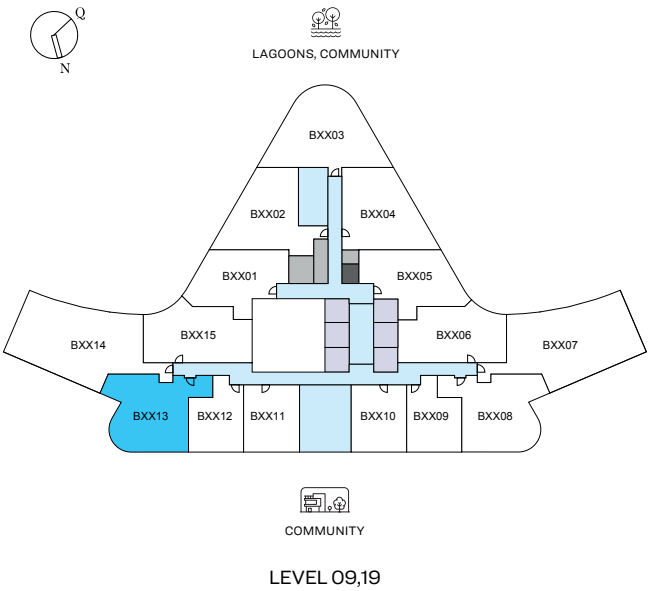
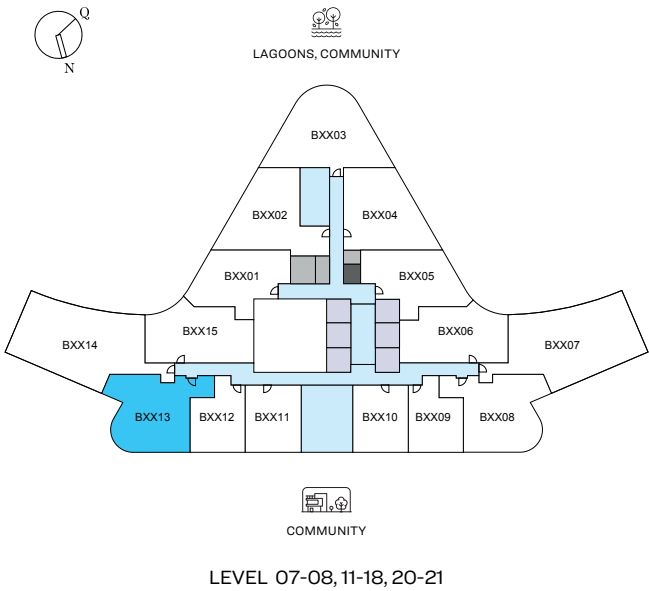


Disclaimer: 1. All dimensions are in metric, measured to wall finishes. 2. All materials, dimensions & drawings are approximate. 3. Information is subject to change without notice, at developer's absolute discretion. 4. Actual area may vary from the stated area. 5. Drawing are not to scale. 6. All images used are for illustrative purpose only and do not represent the actual size, features, specifications, fittings and furnishings. 7. The developer reserves the right to make revisions/ alterations, at its absolute discretion, without any liability whatsoever.

2 BEDROOM APARTMENT
TYPE D (with powder room + balcony) VARIANT 1

TOTAL SALEABLE AREA
SUITE RANGE = 908.90 SQ.FT. - 909.12 SQ.FT.
BALCONY = 60.82 SQ.FT.
TOTAL RANGE = 969.72 SQ.FT. - 969.94 SQ.FT.

UNIT



List of unit numbers with this unit plan:

VIEWS

Community, Dubai Skyline
B713, B813, B913, B1013, B1113, B1213, B1313, B1413, B1513, B1613, B1713, B1813, B1913, B2013, B2113

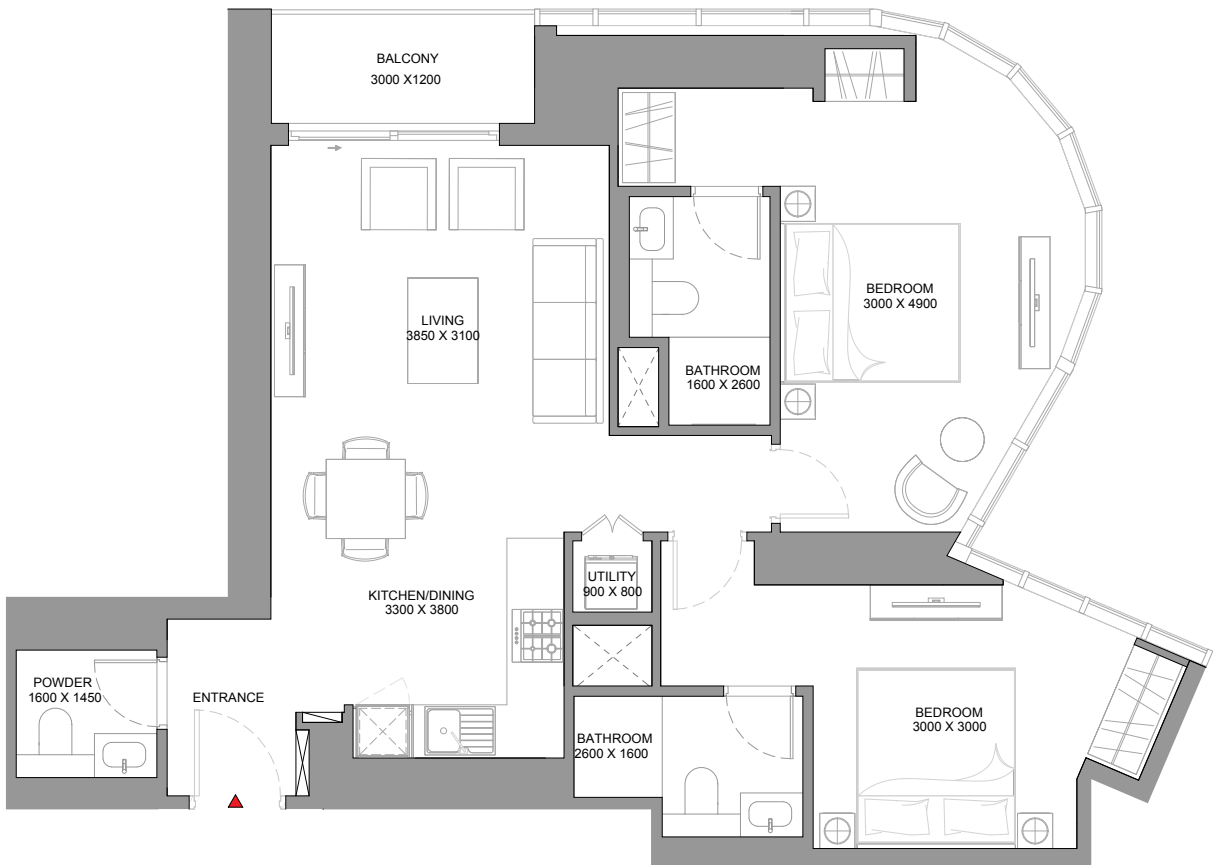
Disclaimer: 1. All dimensions are in metric, measured to wall finishes. 2. All materials, dimensions & drawings are approximate. 3. Information is subject to change without notice, at developer's absolute discretion. 4. Actual area may vary from the stated area. 5. Drawing are not to scale. 6. All images used are for illustrative purpose only and do not represent the actual size, features, specifications, fittings and furnishings. 7. The developer reserves the right to make revisions/ alterations, at its absolute discretion, without any liability whatsoever.

2 BEDROOM APARTMENT

TYPE D (with powder room + balcony) VARIANT 1

TOTAL SALEABLE AREA

SUITE RANGE = 908.90 SQ.FT. - 909.12 SQ.FT.
BALCONY = 60.82 SQ.FT.
TOTAL RANGE = 969.72 SQ.FT. - 969.94 SQ.FT.



List of unit numbers with this unit plan:

VIEWS

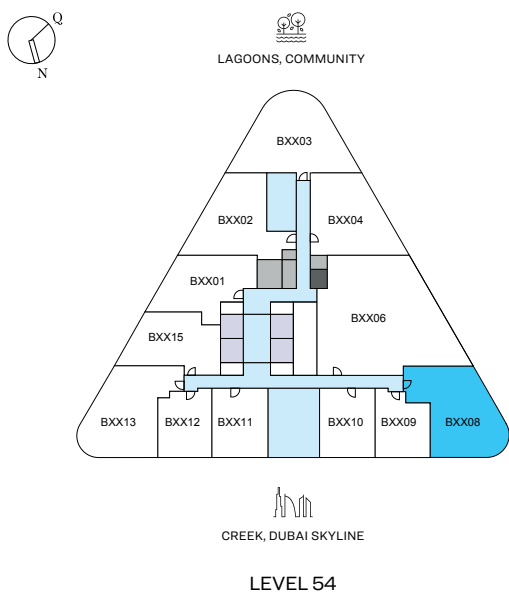
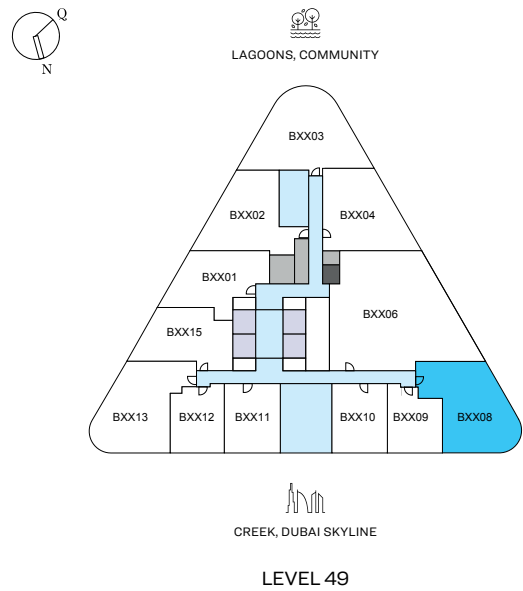
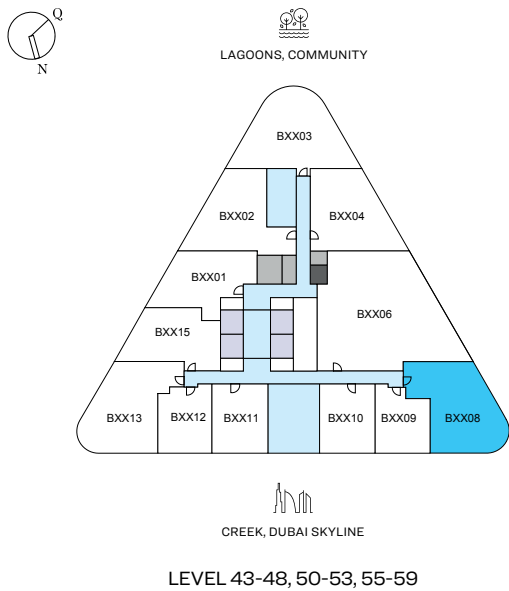
Community, Dubai Skyline
B713, B813, B913, B1013, B1113, B1213, B1313, B1413, B1513, B1613, B1713, B1813, B1913, B2013, B2113

Disclaimer: 1. All dimensions are in metric, measured to wall finishes. 2. All materials, dimensions & drawings are approximate. 3. Information is subject to change without notice, at developer's absolute discretion. 4. Actual area may vary from the stated area. 5. Drawing are not to scale. 6. All images used are for illustrative purpose only and do not represent the actual size, features, specifications, fittings and furnishings. 7. The developer reserves the right to make revisions/ alterations, at its absolute discretion, without any liability whatsoever.

2 BEDROOM APARTMENT
TYPE E (with powder room + balcony)

TOTAL SALEABLE AREA
SUITE = 945.50 SQ.FT.
BALCONY = 89.13 SQ.FT.
TOTAL = 1034.63 SQ.FT.

UNIT



List of unit numbers with this unit plan:

VIEWS

Ras Al Khor, Creek, Downtown Skyline
B4308, B4408, B4508, B4608, B4708, B4808, B4908, B5008, B5108, B5208, B5308, B5408, B5508, B5608, B5708, B5808, B5908

Disclaimer: 1. All dimensions are in metric, measured to wall finishes. 2. All materials, dimensions & drawings are approximate. 3. Information is subject to change without notice, at developer's absolute discretion. 4. Actual area may vary from the stated area. 5. Drawing are not to scale. 6. All images used are for illustrative purpose only and do not represent the actual size, features, specifications, fittings and furnishings. 7. The developer reserves the right to make revisions/ alterations, at its absolute discretion, without any liability whatsoever.

2 BEDROOM APARTMENT
TYPE E (with powder room + balcony)

TOTAL SALEABLE AREA
SUITE = 945.50 SQ.FT.
BALCONY = 89.13 SQ.FT.
TOTAL = 1034.63 SQ.FT.



List of unit numbers with this unit plan:

VIEWS

Ras Al Khor, Creek, Downtown Skyline
B4308, B4408, B4508, B4608, B4708, B4808, B4908, B5008, B5108, B5208, B5308, B5408, B5508, B5608, B5708, B5808, B5908

Disclaimer: 1. All dimensions are in metric, measured to wall finishes. 2. All materials, dimensions & drawings are approximate. 3. Information is subject to change without notice, at developer's absolute discretion. 4. Actual area may vary from the stated area. 5. Drawing are not to scale. 6. All images used are for illustrative purpose only and do not represent the actual size, features, specifications, fittings and furnishings. 7. The developer reserves the right to make revisions/ alterations, at its absolute discretion, without any liability whatsoever.

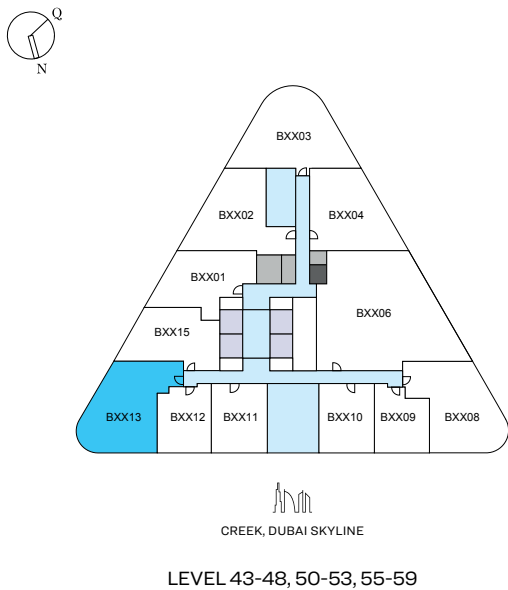
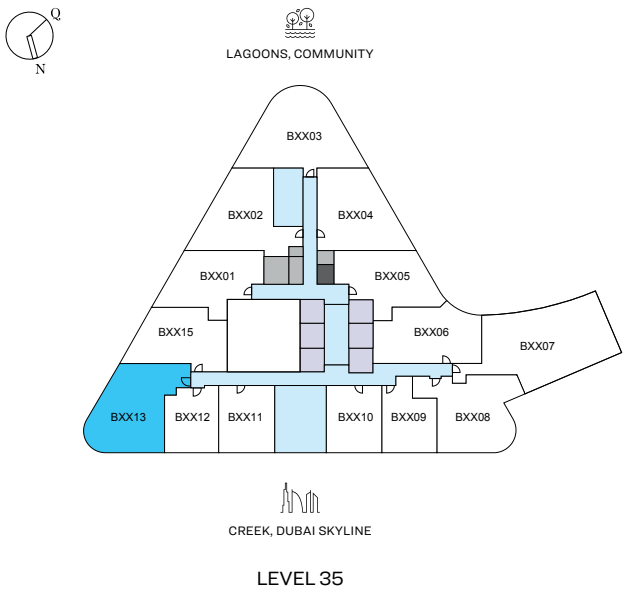
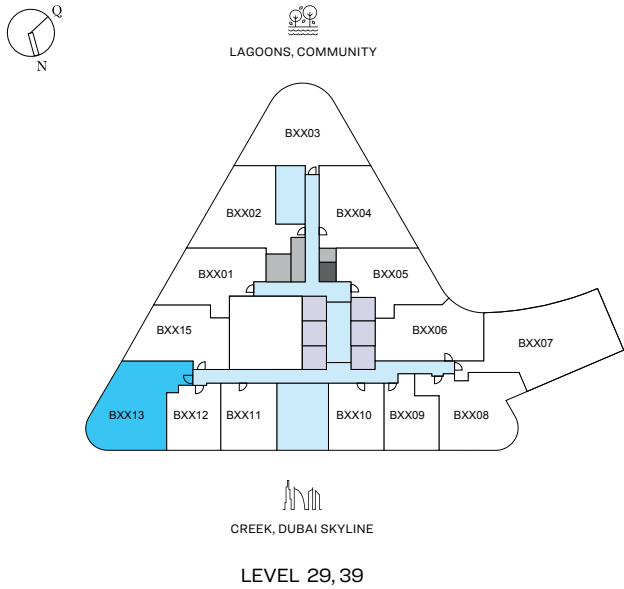
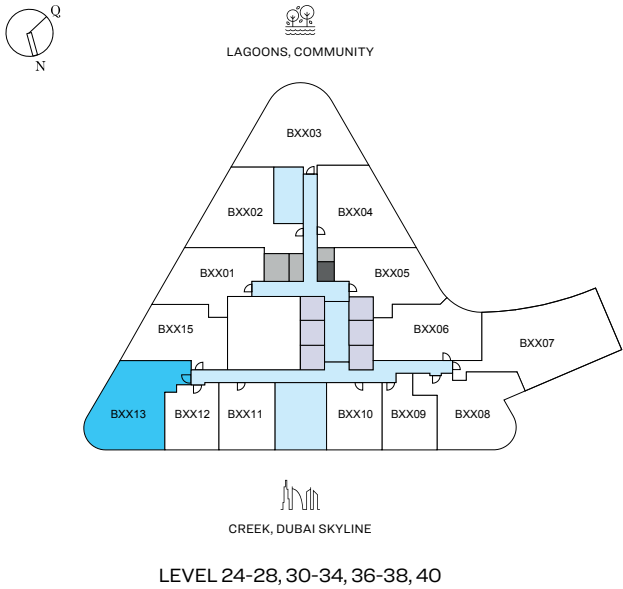
2 BEDROOM APARTMENT

TYPE E (with powder room + balcony) VARIANT 1

TOTAL SALEABLE AREA

SUITE RANGE = 944.53 SQ.FT. - 945.50 SQ.FT.
BALCONY RANGE = 89.13 SQ.FT. - 90.31 SQ.FT.
TOTAL RANGE = 1034.63 SQ.FT. - 1034.84 SQ.FT.

UNIT



List of unit numbers with this unit plan:

VIEWS

Community, Dubai Skyline
B2413, B2513, B2613, B2713, B2813, B2913, B3013, B3113, B3213, B3313, B3413, B3513

Ras Al Khor, Creek, Dubai Skyline
B3613, B3713, B3813, B3913, B4013, B4313, B4413, B4513, B4613, B4713, B4813, B4913, B5013, B5113, B5213, B5313, B5413, B5513, B5613, B5713, B5813, B5913

Disclaimer: 1. All dimensions are in metric, measured to wall finishes. 2. All materials, dimensions & drawings are approximate. 3. Information is subject to change without notice, at developer's absolute discretion. 4. Actual area may vary from the stated area. 5. Drawing are not to scale. 6. All images used are for illustrative purpose only and do not represent the actual size, features, specifications, fittings and furnishings. 7. The developer reserves the right to make revisions/ alterations, at its absolute discretion, without any liability whatsoever.

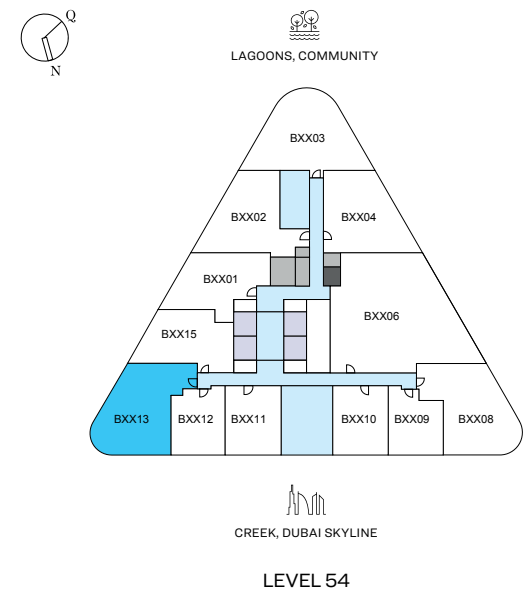
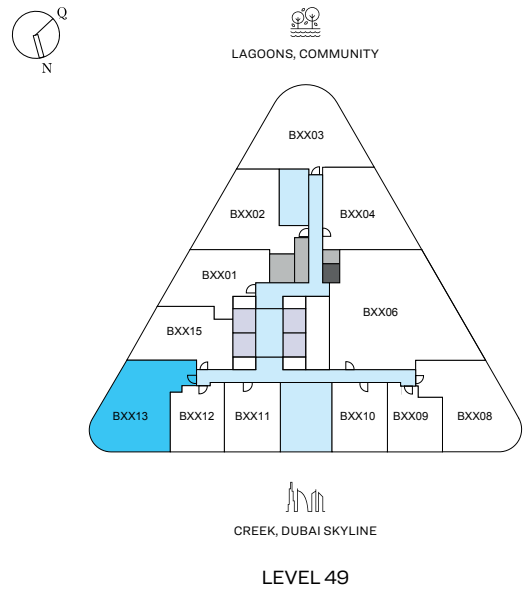
2 BEDROOM APARTMENT

TYPE E (with powder room + balcony) VARIANT 1

TOTAL SALEABLE AREA

SUITE RANGE = 944.53 SQ.FT. - 945.50 SQ.FT.
BALCONY RANGE = 89.13 SQ.FT. - 90.31 SQ.FT.
TOTAL RANGE = 1034.63 SQ.FT. - 1034.84 SQ.FT.

UNIT



List of unit numbers with this unit plan:

VIEWS

Community, Dubai Skyline
B2413, B2513, B2613, B2713, B2813, B2913, B3013, B3113, B3213, B3313, B3413, B3513

Ras Al Khor, Creek, Dubai Skyline
B3613, B3713, B3813, B3913, B4013, B4313, B4413, B4513, B4613, B4713, B4813, B4913, B5013, B5113, B5213, B5313, B5413, B5513, B5613, B5713, B5813, B5913

Disclaimer: 1. All dimensions are in metric, measured to wall finishes. 2. All materials, dimensions & drawings are approximate. 3. Information is subject to change without notice, at developer's absolute discretion. 4. Actual area may vary from the stated area. 5. Drawing are not to scale. 6. All images used are for illustrative purpose only and do not represent the actual size, features, specifications, fittings and furnishings. 7. The developer reserves the right to make revisions/ alterations, at its absolute discretion, without any liability whatsoever.

2 BEDROOM APARTMENT

TYPE E (with powder room + balcony) VARIANT 1

TOTAL SALEABLE AREA

SUITE RANGE = 944.53 SQ.FT. - 945.50 SQ.FT.
BALCONY RANGE = 89.13 SQ.FT. - 90.31 SQ.FT.
TOTAL RANGE = 1034.63 SQ.FT. - 1034.84 SQ.FT.



List of unit numbers with this unit plan:

VIEWS

Community, Dubai Skyline
B2413, B2513, B2613, B2713, B2813, B2913, B3013, B3113, B3213, B3313, B3413, B3513

Ras Al Khor, Creek, Dubai Skyline
B3613, B3713, B3813, B3913, B4013, B4313, B4413, B4513, B4613, B4713, B4813, B4913, B5013, B5113, B5213, B5313, B5413, B5513, B5613, B5713, B5813, B5913



Disclaimer: 1. All dimensions are in metric, measured to wall finishes. 2. All materials, dimensions & drawings are approximate. 3. Information is subject to change without notice, at developer's absolute discretion. 4. Actual area may vary from the stated area. 5. Drawing are not to scale. 6. All images used are for illustrative purpose only and do not represent the actual size, features, specifications, fittings and furnishings. 7. The developer reserves the right to make revisions/ alterations, at its absolute discretion, without any liability whatsoever.

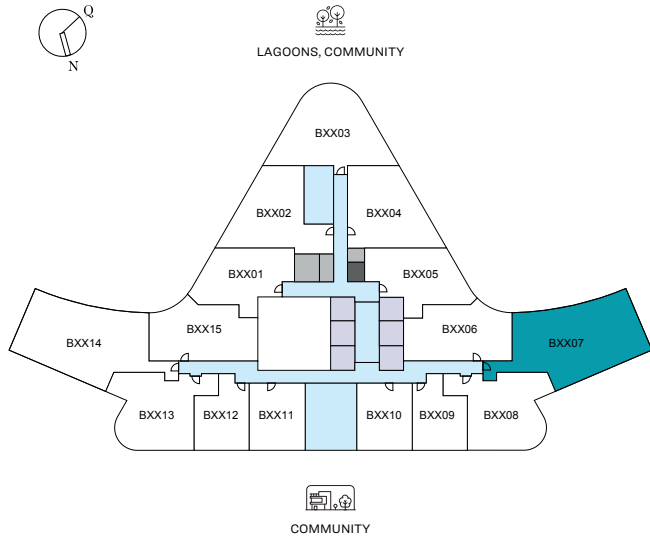
3 BEDROOM APARTMENT

TYPE A (with balcony)

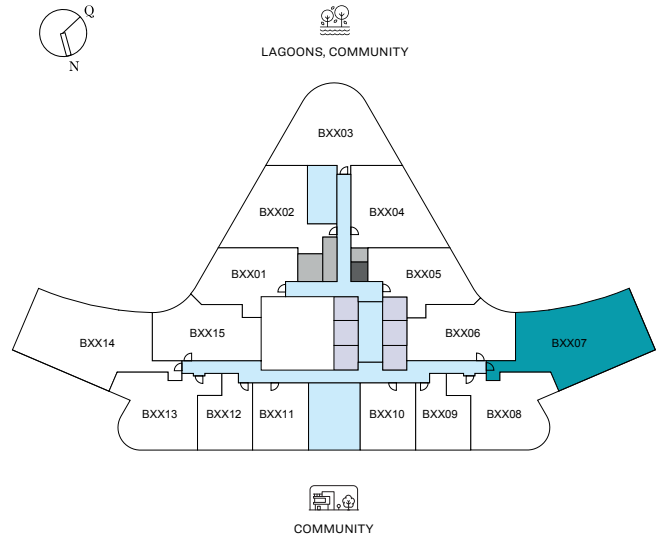
TOTAL SALEABLE AREA

SUITE RANGE = 1369.06 SQ.FT. - 1369.71 SQ.FT.
BALCONY RANGE = 104.30 SQ.FT. - 104.41 SQ.FT.
TOTAL RANGE = 1473.36 SQ.FT. - 1474.01 SQ.FT.

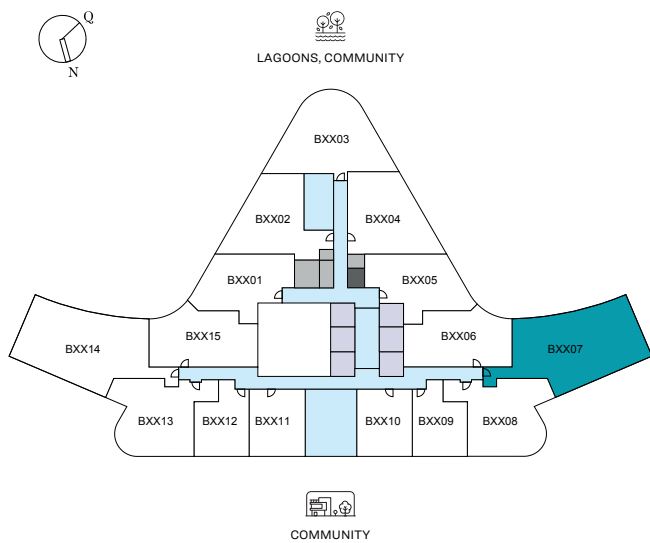
UNIT



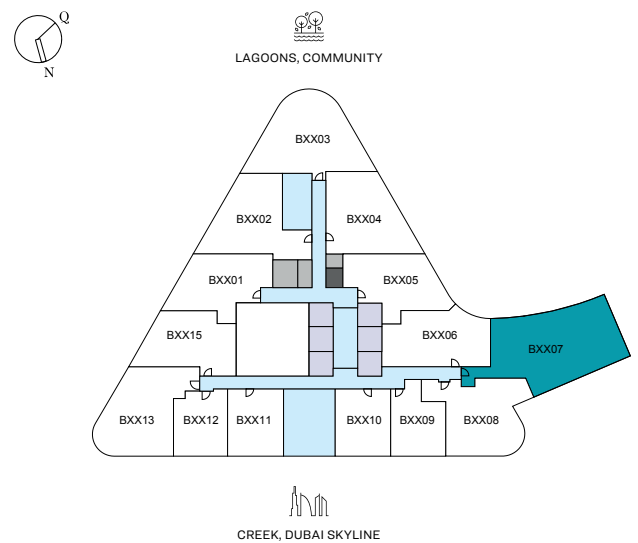
LEVEL 07-08, 11-18, 20-21



LEVEL 09, 19



LEVEL 10



LEVEL 24-28, 30-34, 36-38, 40

List of unit numbers with this unit plan:

VIEWS

Dual Aspect (Amenities, Lagoon)

B807, B907, B1007

Dual Aspect (Community, Lagoon)

B1107, B1207, B1307, B1407, B1507, B1607, B1707, B1807, B1907, B2007, B2107, B2407, B2507, B2607, B2707, B2807, B2907, B3007, B3107, B3207, B3307, B3407, B3507

Dual Aspect (Community, Lagoon, Ras Al Khor)

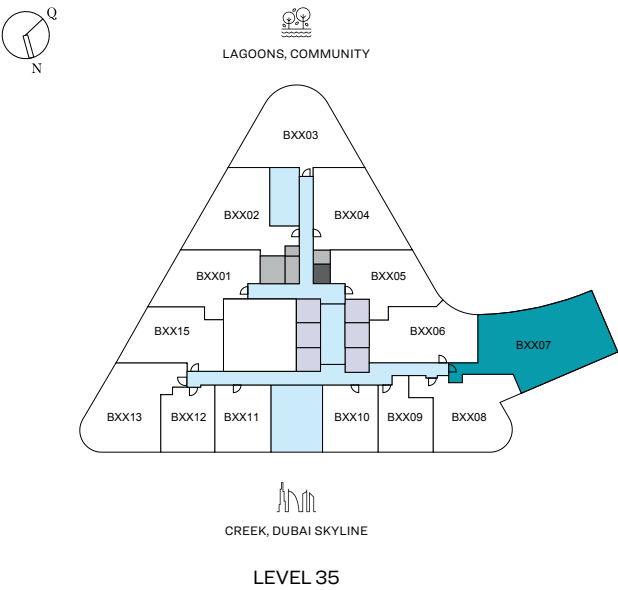
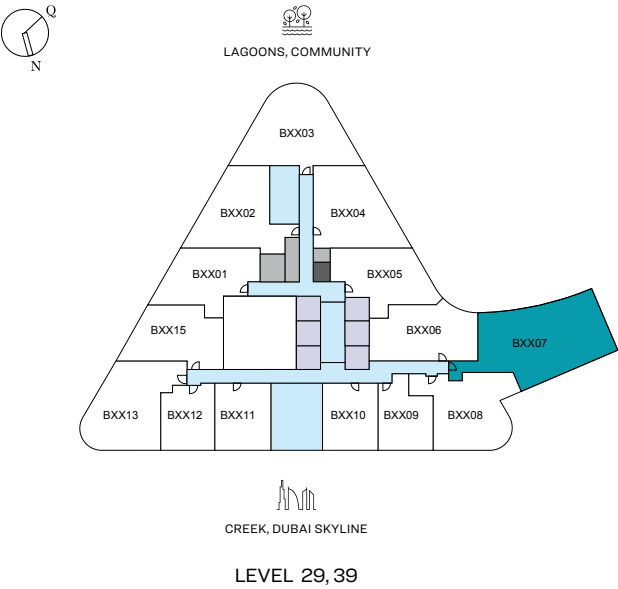
B3607, B3707, B3807, B3907, B4007

Disclaimer: 1. All dimensions are in metric, measured to wall finishes. 2. All materials, dimensions & drawings are approximate. 3. Information is subject to change without notice, at developer's absolute discretion. 4. Actual area may vary from the stated area. 5. Drawing are not to scale. 6. All images used are for illustrative purpose only and do not represent the actual size, features, specifications, fittings and furnishings. 7. The developer reserves the right to make revisions/ alterations, at its absolute discretion, without any liability whatsoever.

3 BEDROOM APARTMENT
TYPE A (with balcony)

TOTAL SALEABLE AREA
SUITE RANGE = 1369.06 SQ.FT. - 1369.71 SQ.FT.
BALCONY RANGE = 104.30 SQ.FT. - 104.41 SQ.FT.
TOTAL RANGE = 1473.36 SQ.FT. - 1474.01 SQ.FT.

UNIT



List of unit numbers with this unit plan:

VIEWS

Dual Aspect (Amenities, Lagoon)
B807, B907, B1007

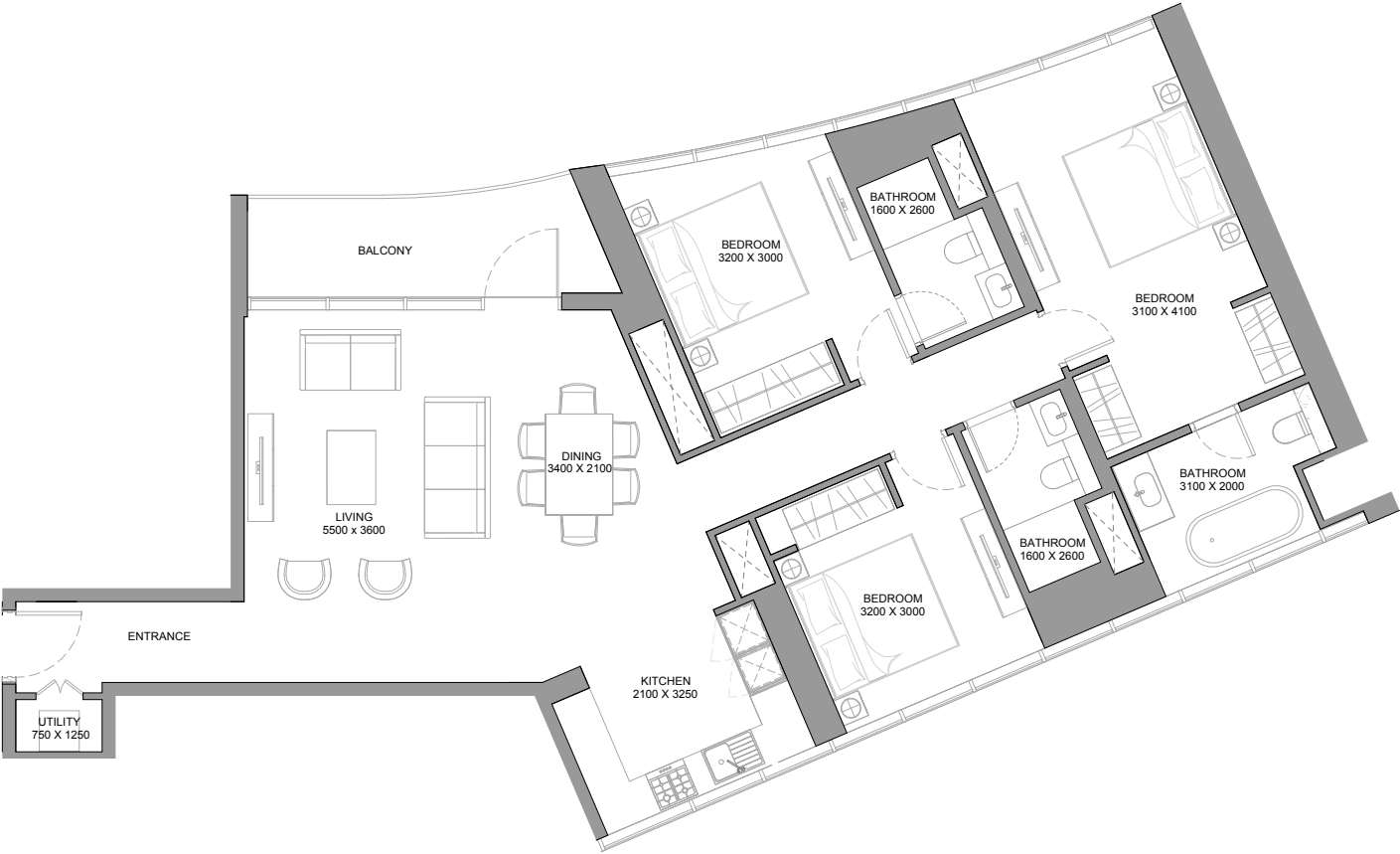
Dual Aspect (Community, Lagoon)
B1107, B1207, B1307, B1407, B1507, B1607, B1707, B1807, B1907, B2007, B2107, B2407, B2507, B2607, B2707, B2807, B2907, B3007, B3107, B3207, B3307, B3407, B3507

Dual Aspect (Community, Lagoon, Ras Al Khor)
B3607, B3707, B3807, B3907, B4007

Disclaimer: 1. All dimensions are in metric, measured to wall finishes. 2. All materials, dimensions & drawings are approximate. 3. Information is subject to change without notice, at developer's absolute discretion. 4. Actual area may vary from the stated area. 5. Drawing are not to scale. 6. All images used are for illustrative purpose only and do not represent the actual size, features, specifications, fittings and furnishings. 7. The developer reserves the right to make revisions/ alterations, at its absolute discretion, without any liability whatsoever.

3 BEDROOM APARTMENT
TYPE A (with balcony)

TOTAL SALEABLE AREA
SUITE RANGE = 1369.06 SQ.FT. - 1369.71 SQ.FT.
BALCONY RANGE = 104.30 SQ.FT. - 104.41 SQ.FT.
TOTAL RANGE = 1473.36 SQ.FT. - 1474.01 SQ.FT.



List of unit numbers with this unit plan:

VIEWS

Dual Aspect (Amenities, Lagoon)
B807, B907, B1007

Dual Aspect (Community, Lagoon)
B1107, B1207, B1307, B1407, B1507, B1607, B1707, B1807, B1907, B2007, B2107, B2407, B2507, B2607, B2707, B2807, B2907, B3007, B3107, B3207, B3307, B3407, B3507

Dual Aspect (Community, Lagoon, Ras Al Khor)
B3607, B3707, B3807, B3907, B4007



Disclaimer: 1. All dimensions are in metric, measured to wall finishes. 2. All materials, dimensions & drawings are approximate. 3. Information is subject to change without notice, at developer's absolute discretion. 4. Actual area may vary from the stated area. 5. Drawing are not to scale. 6. All images used are for illustrative purpose only and do not represent the actual size, features, specifications, fittings and furnishings. 7. The developer reserves the right to make revisions/ alterations, at its absolute discretion, without any liability whatsoever.

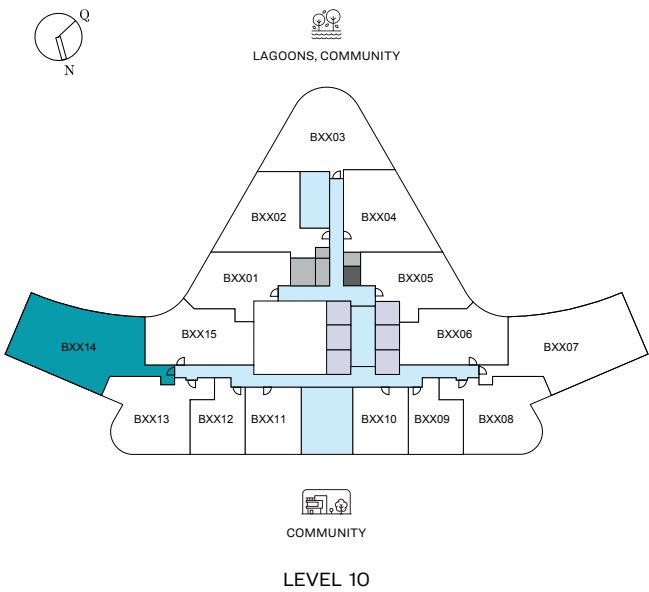
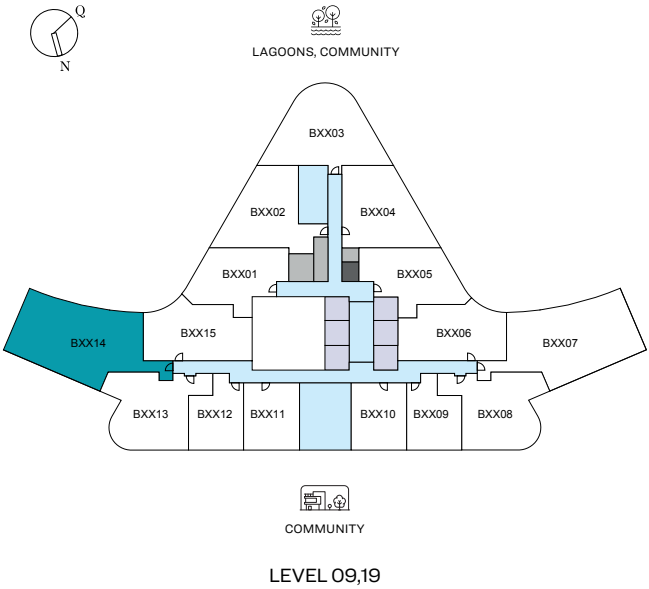
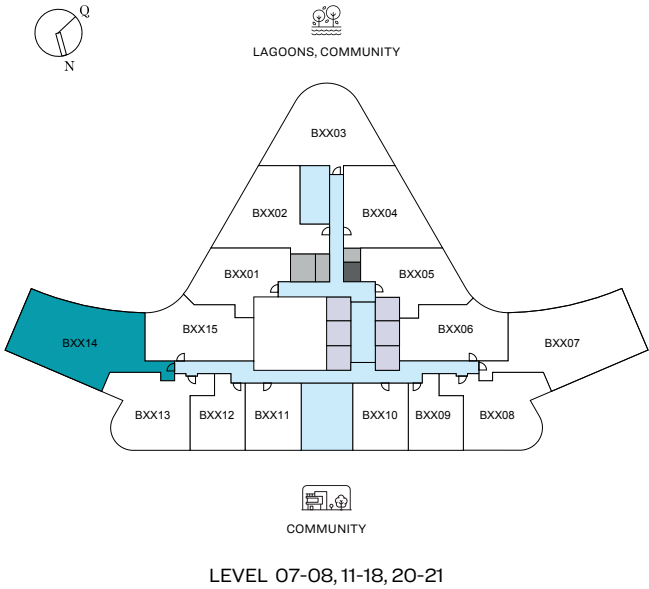
3 BEDROOM APARTMENT

TYPE A (with balcony) VARIANT 1

TOTAL SALEABLE AREA

SUITE RANGE = 1369.06 SQ.FT. - 1369.49 SQ.FT.
BALCONY RANGE = 104.19 SQ.FT. - 104.30 SQ.FT.
TOTAL RANGE = 1473.36 SQ.FT. - 1473.68 SQ.FT.

UNIT



List of unit numbers with this unit plan:

VIEWS

Dual Aspect (Amenities, Lagoon, Dubai Skyline)
B814, B914, B1014

Dual Aspect (Community, Lagoon, Dubai Skyline)
B1114, B1214, B1314, B1414, B1514, B1614, B1714, B1814, B1914, B2014, B2114

Disclaimer: 1. All dimensions are in metric, measured to wall finishes. 2. All materials, dimensions & drawings are approximate. 3. Information is subject to change without notice, at developer's absolute discretion. 4. Actual area may vary from the stated area. 5. Drawing are not to scale. 6. All images used are for illustrative purpose only and do not represent the actual size, features, specifications, fittings and furnishings. 7. The developer reserves the right to make revisions/ alterations, at its absolute discretion, without any liability whatsoever.

3 BEDROOM APARTMENT

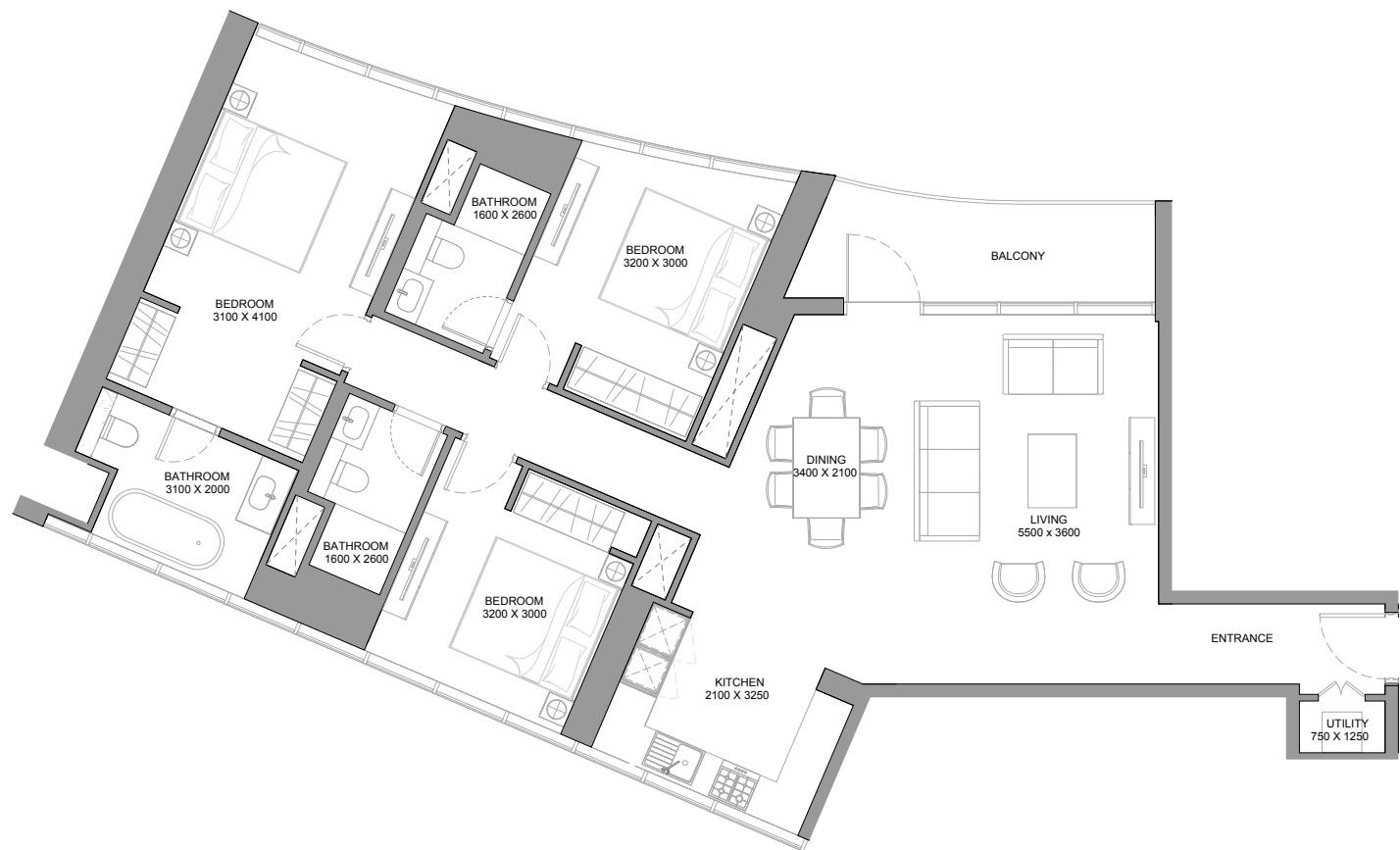
TYPE A (with balcony) VARIANT 1

TOTAL SALEABLE AREA

SUITE RANGE = 1369.06 SQ.FT. - 1369.49 SQ.FT.

BALCONY RANGE = 104.19 SQ.FT. - 104.30 SQ.FT.

TOTAL RANGE = 1473.36 SQ.FT. - 1473.68 SQ.FT.



List of unit numbers with this unit plan:

VIEWS

Dual Aspect (Amenities, Lagoon, Dubai Skyline)

B814, B914, B1014

Dual Aspect (Community, Lagoon, Dubai Skyline)

B1114, B1214, B1314, B1414, B1514, B1614, B1714, B1814, B1914, B2014, B2114



Disclaimer: 1. All dimensions are in metric, measured to wall finishes. 2. All materials, dimensions & drawings are approximate. 3. Information is subject to change without notice, at developer's absolute discretion. 4. Actual area may vary from the stated area. 5. Drawing are not to scale. 6. All images used are for illustrative purpose only and do not represent the actual size, features, specifications, fittings and furnishings. 7. The developer reserves the right to make revisions/ alterations, at its absolute discretion, without any liability whatsoever.

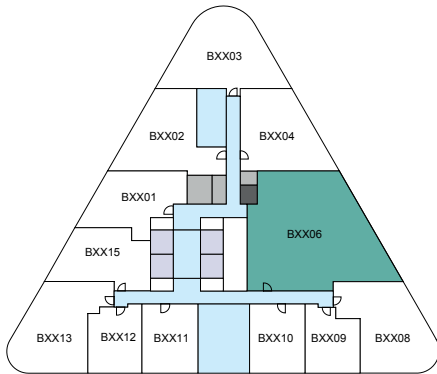
3.5 BEDROOM APARTMENT

TYPE A (with study room, maid room and shared powder room + balcony)

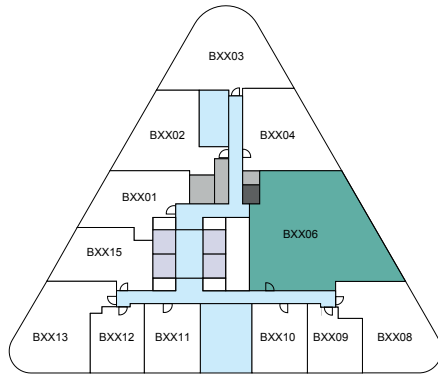
TOTAL SALEABLE AREA

SUITE = 2041.59 SQ.FT.
BALCONY = 247.35 SQ.FT.
TOTAL = 2288.94 SQ.FT.

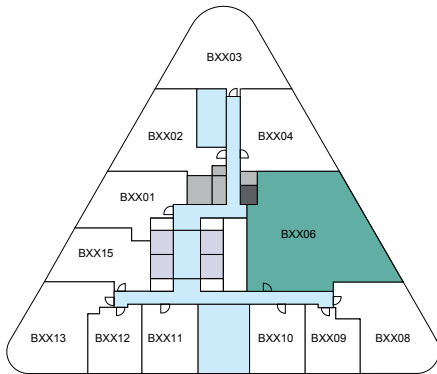
UNIT



LEVEL 43-48, 50-53, 55-59



LEVEL 49



LEVEL 54

List of unit numbers with this unit plan:

VIEWS

Community

B4306, B4406, B4506, B4606, B4706, B4806, B4906, B5006, B5106, B5206, B5306, B5406, B5506, B5606, B5706, B5806, B5906

Disclaimer: 1. All dimensions are in metric, measured to wall finishes. 2. All materials, dimensions & drawings are approximate. 3. Information is subject to change without notice, at developer's absolute discretion. 4. Actual area may vary from the stated area. 5. Drawing are not to scale. 6. All images used are for illustrative purpose only and do not represent the actual size, features, specifications, fittings and furnishings. 7. The developer reserves the right to make revisions/ alterations, at its absolute discretion, without any liability whatsoever.

3.5 BEDROOM APARTMENT

TYPE A (with study room, maid room and shared powder room + balcony) VARIANT 1

TOTAL SALEABLE AREA

SUITE = 2041.59 SQ.FT.
BALCONY = 247.35 SQ.FT.
TOTAL = 2288.94 SQ.FT.



List of unit numbers with this unit plan:

VIEWS

Community

B4306, B4406, B4506, B4606, B4706, B4806, B4906, B5006, B5106, B5206, B5306, B5406, B5506, B5606, B5706, B5806, B5906

Disclaimer: 1. All dimensions are in metric, measured to wall finishes. 2. All materials, dimensions & drawings are approximate. 3. Information is subject to change without notice, at developer's absolute discretion. 4. Actual area may vary from the stated area. 5. Drawing are not to scale. 6. All images used are for illustrative purpose only and do not represent the actual size, features, specifications, fittings and furnishings. 7. The developer reserves the right to make revisions/ alterations, at its absolute discretion, without any liability whatsoever.



SOBHA
REALTY