



**SKYVUE**

SOLAIR





# 创领首霸之道

首霸房地产公司在迪拜各处开发了一系列房地产项目,重新定义了奢华居住理念。

首霸房地产专精于品质与创新,打造了一系列地标建筑,如华美宫殿、庄严清真寺、顶尖校园以及超豪华别墅、公寓社区。首霸房地产在地产界首创“后向整合”模式,用精湛技艺打造超越客户预期的独特高端生活。



后向整合。  
前瞻思维。

## 设计

大师级规划理念

## 选材

利用一流技术, 打造世界级产品

## 质量控制

设定全球新标准。

## 工程建设

精益求精, 至臻完美

## 精工细作

从构想到完成, 执着于细节。



**WE NOTICE THE  
SMALLEST  
DETAILS.**

*So you won't have to.*

**SOBHA**  
REALTY



# 装点北边的天际线





火烈鸟湿地保护公园  
5分钟



美丹赛马场  
10分钟



首霸心领地及2所国际学校  
10分钟



迪拜市中心  
10分钟



迪拜国际机场  
12分钟



商务港  
12分钟



哈利法塔及迪拜购物中心  
15分钟



迪拜歌剧院  
15分钟



迪拜金相框  
15分钟



朱美拉棕榈岛  
15分钟

## 城市与天空相遇之地



首霸心领地二期(Sobha Hartland2), 是距离市中心最近的水晶湖豪宅社区, 位于迪拜核心位置, 方便前往城市各大地标

每一刻, 这里带来无可企及的便利与当代都市的优雅, 快来沉浸首霸心领地二期的动感生活, 轻松前往迪拜市中心(Downtown Dubai)及其他重要目的地



专属隐居之所, 匠心只为您造

首霸心领地二期是迪拜最优质的高级社区之一, 占地800万平方英尺, 巧妙结合都市便利与社区文化。这里有一所国际学校, 办公区域, 世界级的商场, 俱乐部会所及一系列零售商店, 社区内一切所需触手可及







诚邀赏鉴



SKYVUE  
SOLAIR

九霄云外  
富足丰裕

将“富足”  
提升到更高境界。  
身居中心位置。





Skyvue Solair 犹如独特的宝藏, 为尊贵的 Skyvue 楼群独领风华, 开启无限可能。

Skyvue Solair 呈现一系列杰出住宅和卓越设施, 在互联互通的环境中带来丝滑衔接、无与伦比的体验







# 提升奢华体验, 优雅栖居之所

这里的住宅自然光线充沛, 被全景环绕, 散发着精致华贵的气息, 成为奢华居所的标杆。来此尽情体验无可匹敌的便利精致及自然之美







# 精致华贵, 更上层楼

Skyvue 位于市中心的首霸心领地二期, 将城市北边的天际线提升到了一个新的"高度", 这里的住宅楼是宁静的幽居之所, 有令人叹为观止的景色, 更提升了生活体验








# 体验奢华， 高度， 与城市之美！

Skyvue 的建筑优雅地融入了周围的环境, 在其三角形平面图中建立了节奏流畅的之字连接立面

这种精湛的设计使您能在每个空间中都观赏到全景, 创造了轻松惬意的高级生活体验, 其中的双面公寓可通往无尽广阔的地平线





# 俯瞰梦的天际线

高楼在此矗立, 可以看到迪拜标志性的天际线、迪拜市中心和火烈鸟湿地保护公园无与伦比的景致, 在这方丰饶的庇护之所, 您尽可以想象梦想诞生的模样







# 从"上"如流, 目及远方

的周边社区可全方位观景, 一览无阻, 在  
宁静和美丽中, 开启每一天








# 先例之外， 出乎意料

奢华的品质在提升，生活的艺术也在不断发展。这座楼宇重新定义了奢华，优雅永恒，在盛大的生活中体验无与伦比——这就是一种富丽的新生活方式







# Skyvue Solair 新生活

揭开无拘无束新体验, 无论何种生活方式、  
年龄几何、爱好所系, 都能尽情表达自我








# 奢华之门

Skyvue Solair 围绕一个令人惊叹的圆形剧场精心而建, 剧场能从容应对不断变化的水位

周边迷人水景环绕, 精选美味餐饮系列在此等候享用, 堪称真正高级的体验







在这个充满非凡体验的私人社区中, 珍惜一呼一吸——宁静的感官花园和水上障碍训练场, 精致的会所、精心设计的室内工作空间, 及风景优美的自行车道, 静候您的归来。





为每一种激情而设





在这个社区, 每一天都充满了新鲜和刺激的经验。不妨在露天剧院观赏电影, 在烧烤区和派对露台上创造难忘时刻。这个充满活力的社区会满足每一个需求, 让您以最充实的状态、最丰富的形式拥抱生活。



丰富的设施等您体验，  
提升娱乐和生活方式。



## 户外设施

儿童泳池  
无边泳池  
按摩浴缸  
中央水景

## 健身区域

户外 健身  
室内健身房  
室内瑜伽工作室  
循环训练  
行走/慢跑环道  
瑜伽及冥想区  
桑拿与汗蒸  
户外 混合健身

## 娱乐

多功能大厅  
开放式影院区  
开放式野餐草坪  
烧烤区  
派对露台  
开放式露天剧场座位



## 室内设施

室内影院  
图书馆/阅览室  
纸牌室、国际象棋和卡罗姆台球  
室内电子游戏室  
音乐室  
美术室

## 儿童与幼儿区

儿童游戏室

以上提到的设施仅作为代表和信息。此处显示的信息、图像和视觉效果或位置仅表明了设想的项目，  
并须经地方当局批准。开发人员保留添加、删除、更改或修改的权利，恕不另行通知。






# 缔结你与万物之缘

在这里, 您不光能与他人共享空间; 这里可以创造联系, 获取支持, 培养真正的归属感

解开束缚, 养精蓄锐, 重绽活力, 让身心在独家会所设施中如归故里。







# 清新, 明媚, 清风徐来

Skyvue Solair 通过落地玻璃墙辐射自然光, 处处散发着精致和奢华的气息。您会在醒来时感到精力充沛, 准备在天堂般的居所迎接大展抱负的新一天







# 至臻完美的 定制住宅

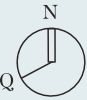
四壁之中是宁静的栖所, 三角形的优雅结构和精心  
设计不费吹灰之力, 将您引领至 Skyvue 的安宁避  
风港, 每一处细节都极致完美

## 免责声明:

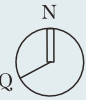
开发的图像使用计算机图形技术(逼真渲染)来展示建筑 and 公寓的设计, 包括立面、立面和  
内部。展示的所有家具、照明、饰面、立面和艺术品仅用于营销目的。这些图像中的所有内容  
仅用于说明目的, 可能会有所更改



LOCATION MAP



MASTER PLAN





SITE PLAN

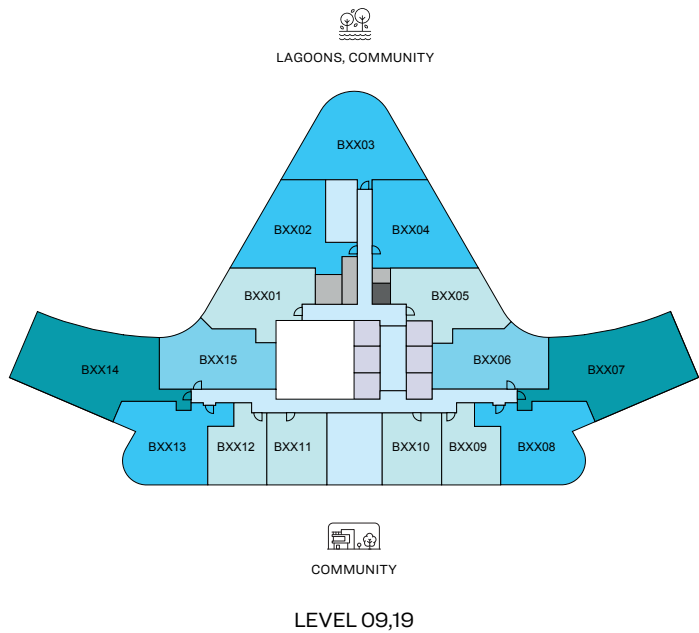
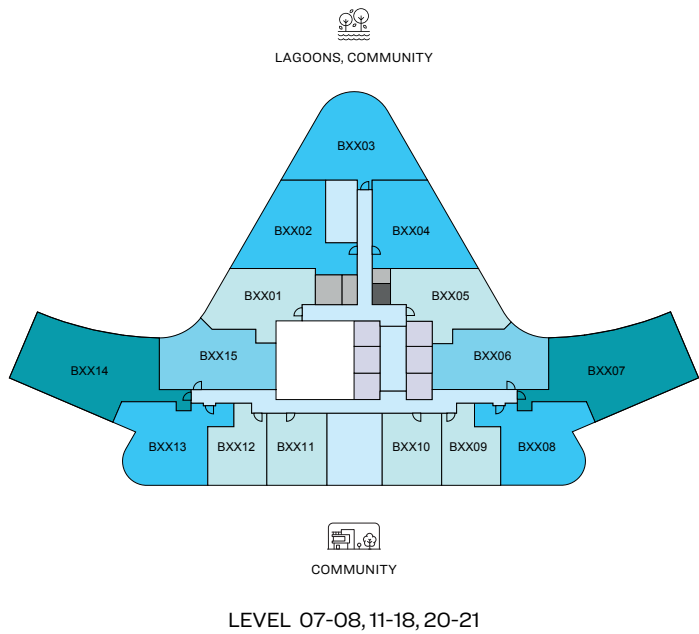
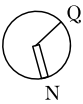


Floor  
Plans



# FLOOR PLAN LAYOUT

SKYVUE SOLAIR



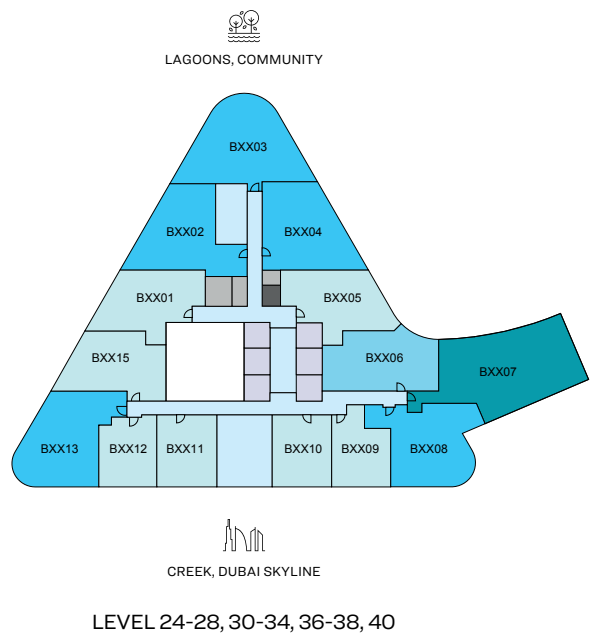
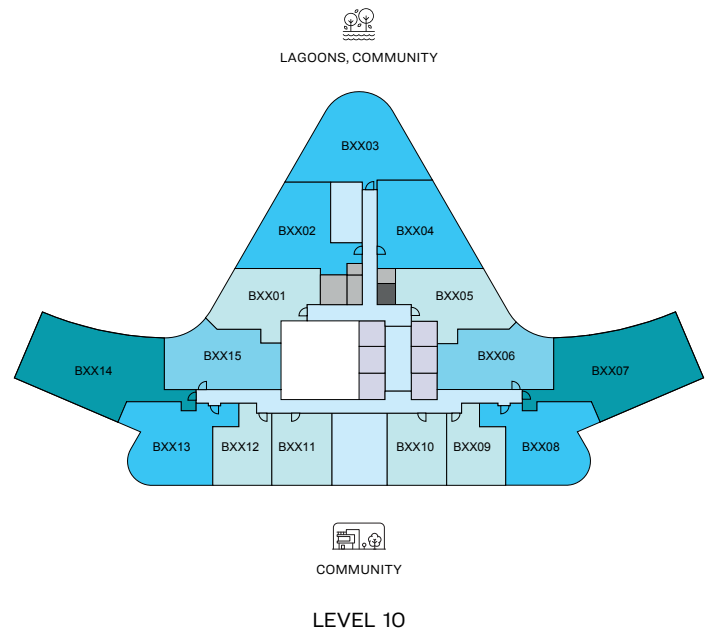
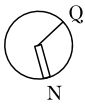
1 BED UNIT	2 BED UNIT	CIRCULATION	LIFTS
1.5 BED UNIT	3 BED UNIT	SERVICES	GARBAGE ROOM

Disclaimer: 1. All dimensions are in metric, measured to wall finishes. 2. All materials, dimensions & drawings are approximate. 3. Information is subject to change without notice, at developer's absolute discretion. 4. Actual area may vary from the stated area. 5. Drawing are not to scale. 6. All images used are for illustrative purpose only and do not represent the actual size, features, specifications, fittings and furnishings. 7. The developer reserves the right to make revisions/ alterations, at its absolute discretion, without any liability whatsoever.



# FLOOR PLAN LAYOUT

## SKYVUE SOLAIR



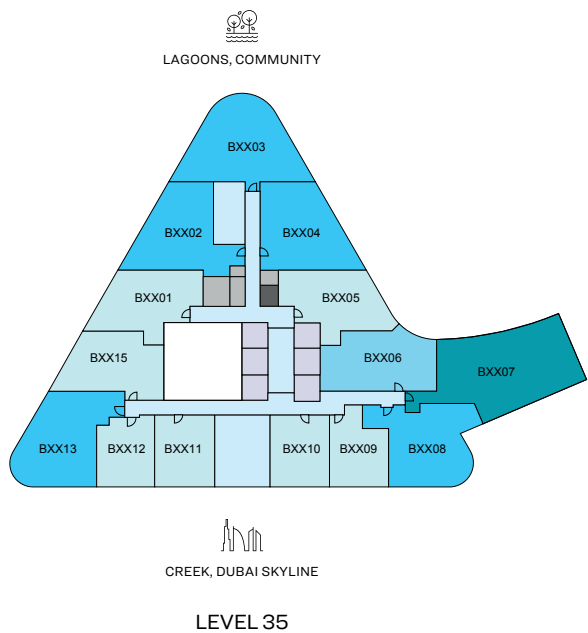
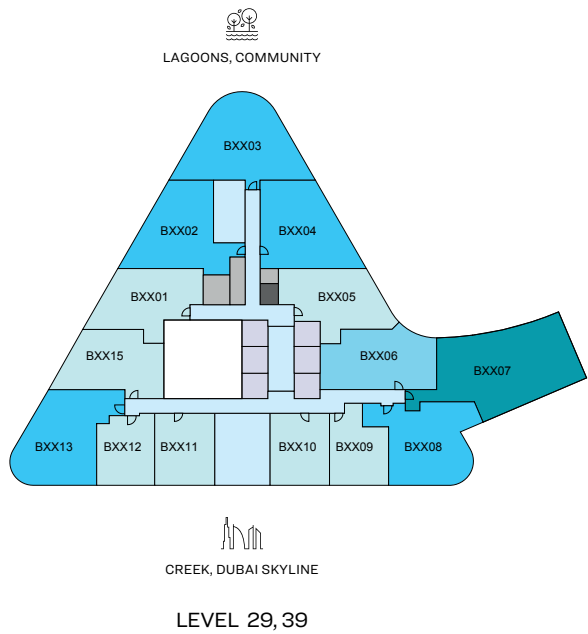
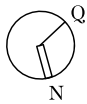
1 BED UNIT	2 BED UNIT	CIRCULATION	LIFTS
1.5 BED UNIT	3 BED UNIT	SERVICES	GARBAGE ROOM

Disclaimer: 1. All dimensions are in metric, measured to wall finishes. 2. All materials, dimensions & drawings are approximate. 3. Information is subject to change without notice, at developer's absolute discretion. 4. Actual area may vary from the stated area. 5. Drawing are not to scale. 6. All images used are for illustrative purpose only and do not represent the actual size, features, specifications, fittings and furnishings. 7. The developer reserves the right to make revisions/ alterations, at its absolute discretion, without any liability whatsoever.



# FLOOR PLAN LAYOUT

## SKYVUE SOLAIR

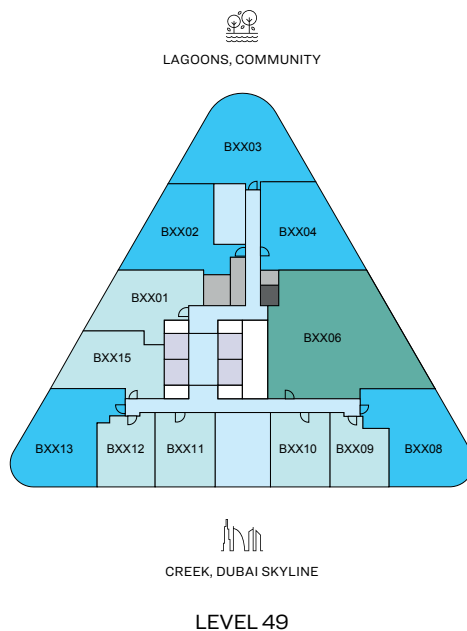


1 BED UNIT	2 BED UNIT	CIRCULATION	LIFTS
1.5 BED UNIT	3 BED UNIT	SERVICES	GARBAGE ROOM

Disclaimer: 1. All dimensions are in metric, measured to wall finishes. 2. All materials, dimensions & drawings are approximate. 3. Information is subject to change without notice, at developer's absolute discretion. 4. Actual area may vary from the stated area. 5. Drawing are not to scale. 6. All images used are for illustrative purpose only and do not represent the actual size, features, specifications, fittings and furnishings. 7. The developer reserves the right to make revisions/ alterations, at its absolute discretion, without any liability whatsoever.



## SKYVUE SOLAIR



1 BED UNIT
  3.5 BED UNIT
  SERVICES
  GARBAGE ROOM

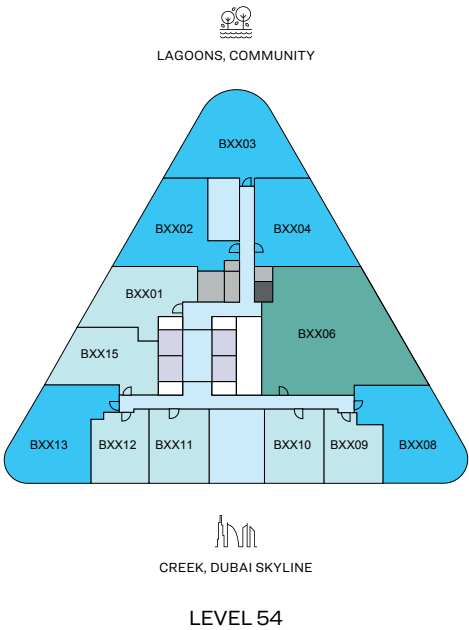
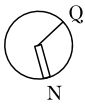
2 BED UNIT
  CIRCULATION
  LIFTS

Disclaimer: 1. All dimensions are in metric, measured to wall finishes. 2. All materials, dimensions & drawings are approximate. 3. Information is subject to change without notice, at developer's absolute discretion. 4. Actual area may vary from the stated area. 5. Drawing are not to scale. 6. All images used are for illustrative purpose only and do not represent the actual size, features, specifications, fittings and furnishings. 7. The developer reserves the right to make revisions/ alterations, at its absolute discretion, without any liability whatsoever.



# FLOOR PLAN LAYOUT

SKYVUE SOLAIR



1 BED UNIT	3.5 BED UNIT	SERVICES	GARBAGE ROOM
2 BED UNIT	CIRCULATION	LIFTS	

Disclaimer: 1. All dimensions are in metric, measured to wall finishes. 2. All materials, dimensions & drawings are approximate. 3. Information is subject to change without notice, at developer's absolute discretion. 4. Actual area may vary from the stated area. 5. Drawing are not to scale. 6. All images used are for illustrative purpose only and do not represent the actual size, features, specifications, fittings and furnishings. 7. The developer reserves the right to make revisions/ alterations, at its absolute discretion, without any liability whatsoever.



# 1 BEDROOM APARTMENT

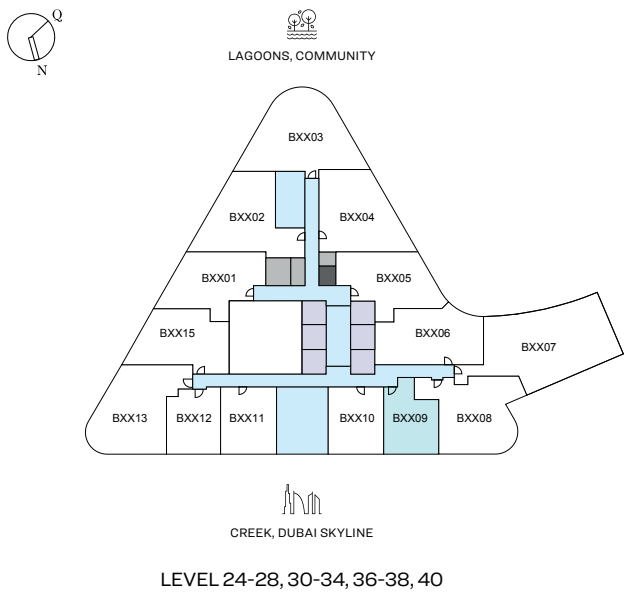
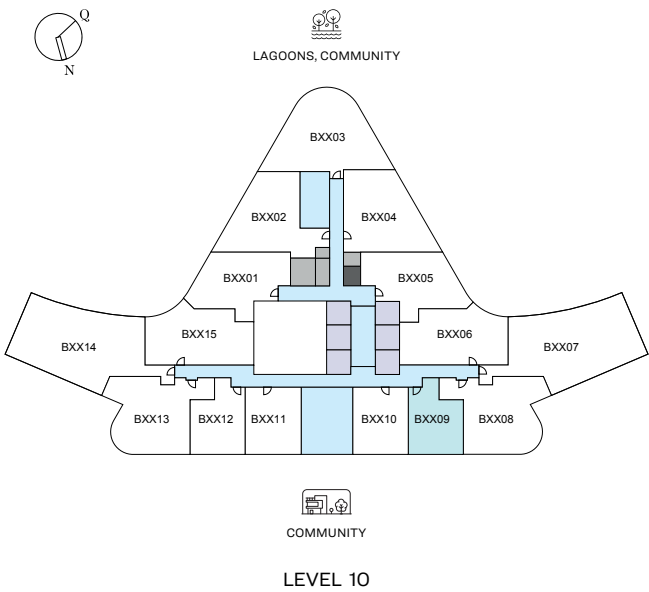
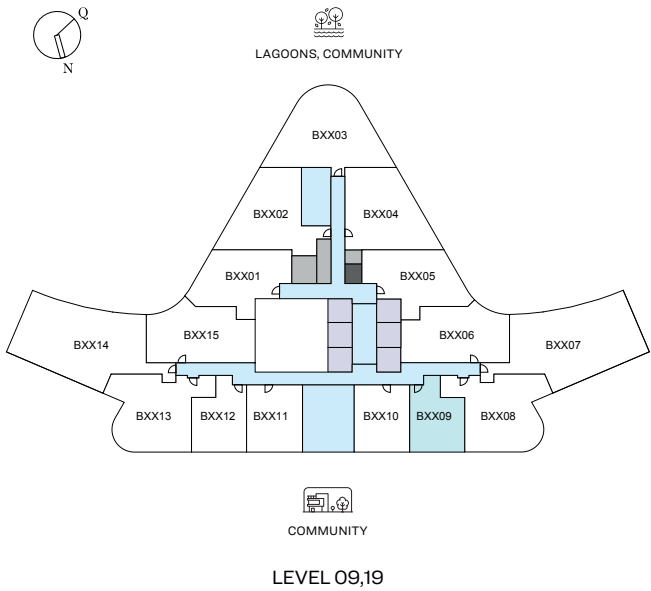
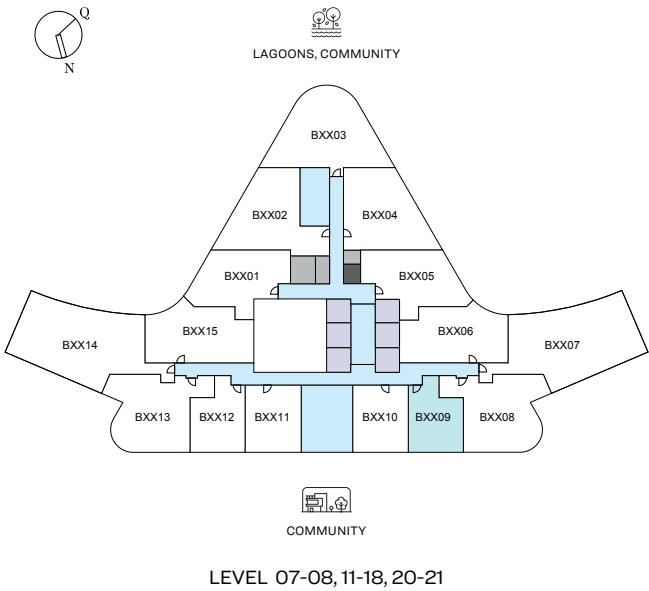
## TYPE A (with balcony)

TOTAL SALEABLE AREA

SUITE RANGE = 499.45 SQ.FT. - 502.67 SQ.FT.

BALCONY = 51.13 SQ.FT.

TOTAL RANGE = 550.58 SQ.FT. - 553.80 SQ.FT.

UNIT


List of unit numbers with this unit plan:

### VIEWS

- Community
- B709, B809, B909, B1009, B1109, B1209, B1309, B1409, B1509, B1609, B1709, B1809, B1909, B2009, B2109, B2409, B2509, B2609, B2709, B2809, B2909, B3009, B3109, B3209, B3309, B3409, B3509
- Ras Al Khor, Creek
- B3609, B3709, B3809, B3909, B4009

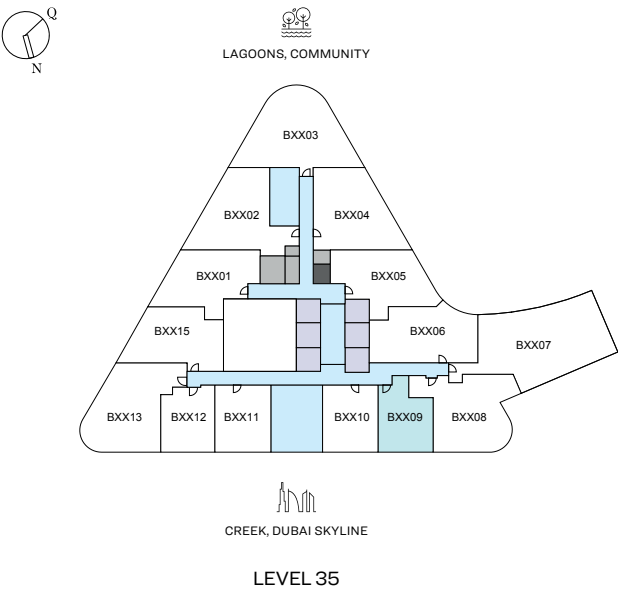
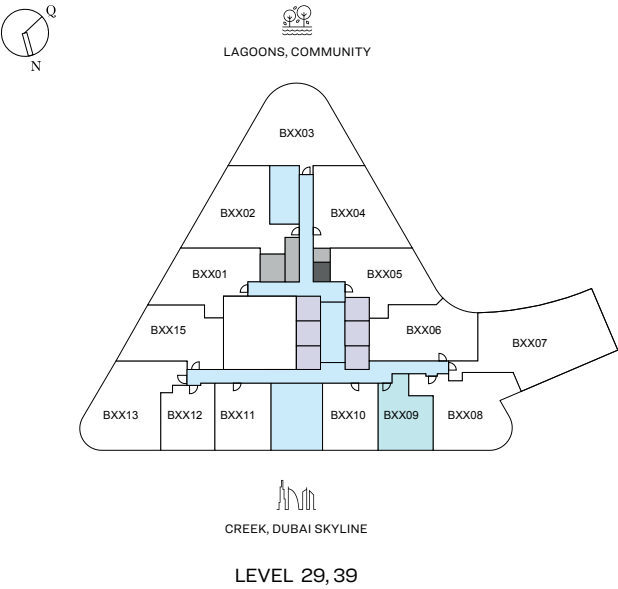
Disclaimer: 1. All dimensions are in metric, measured to wall finishes. 2. All materials, dimensions & drawings are approximate. 3. Information is subject to change without notice, at developer's absolute discretion. 4. Actual area may vary from the stated area. 5. Drawing are not to scale. 6. All images used are for illustrative purpose only and do not represent the actual size, features, specifications, fittings and furnishings. 7. The developer reserves the right to make revisions/ alterations, at its absolute discretion, without any liability whatsoever.



1 BEDROOM APARTMENT  
TYPE A (with balcony)

TOTAL SALEABLE AREA  
SUITE RANGE = 499.45 SQ.FT. - 502.67 SQ.FT.  
BALCONY = 51.13 SQ.FT.  
TOTAL RANGE = 550.58 SQ.FT. - 553.80 SQ.FT.

UNIT



List of unit numbers with this unit plan:

VIEWS

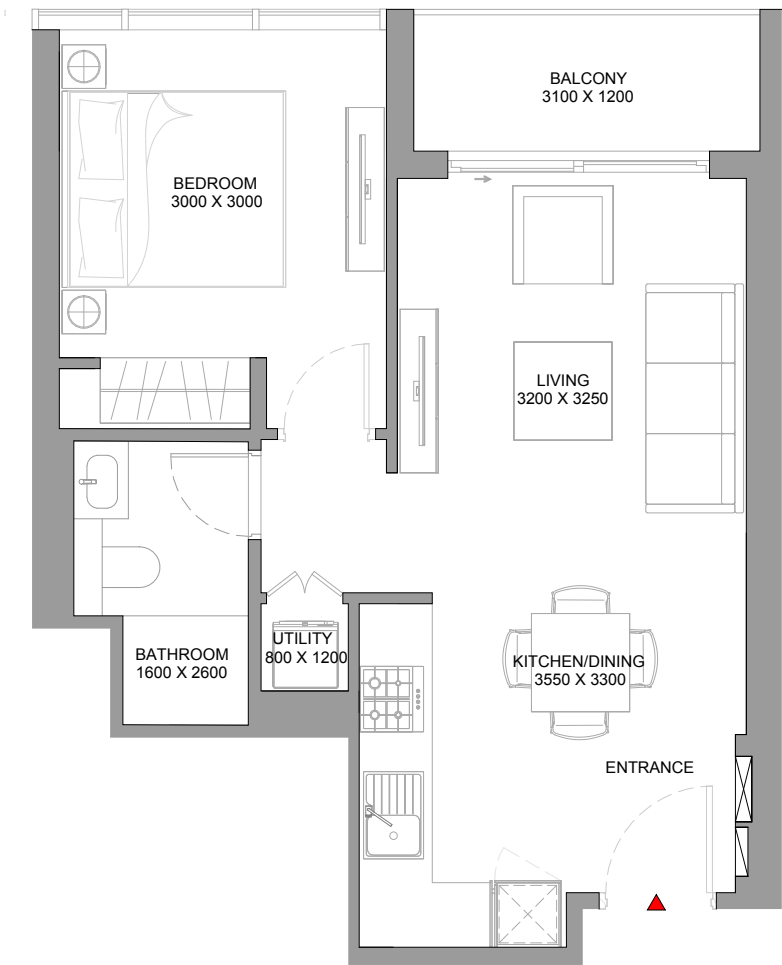
- Community  
B709, B809, B909, B1009, B1109, B1209, B1309, B1409, B1509, B1609, B1709, B1809, B1909, B2009, B2109, B2409, B2509, B2609, B2709, B2809, B2909, B3009, B3109, B3209, B3309, B3409, B3509
- Ras Al Khor, Creek  
B3609, B3709, B3809, B3909, B4009

Disclaimer: 1. All dimensions are in metric, measured to wall finishes. 2. All materials, dimensions & drawings are approximate. 3. Information is subject to change without notice, at developer's absolute discretion. 4. Actual area may vary from the stated area. 5. Drawing are not to scale. 6. All images used are for illustrative purpose only and do not represent the actual size, features, specifications, fittings and furnishings. 7. The developer reserves the right to make revisions/ alterations, at its absolute discretion, without any liability whatsoever.



1 BEDROOM APARTMENT  
TYPE A (with balcony)

TOTAL SALEABLE AREA  
SUITE RANGE = 499.45 SQ.FT. - 502.67 SQ.FT.  
BALCONY = 51.13 SQ.FT.  
TOTAL RANGE = 550.58 SQ.FT. - 553.80 SQ.FT.



List of unit numbers with this unit plan:

VIEWS

- Community  
B709, B809, B909, B1009, B1109, B1209, B1309, B1409, B1509, B1609, B1709, B1809, B1909, B2009, B2109, B2409, B2509, B2609, B2709, B2809, B2909, B3009, B3109, B3209, B3309, B3409, B3509
- Ras Al Khor, Creek  
B3609, B3709, B3809, B3909, B4009



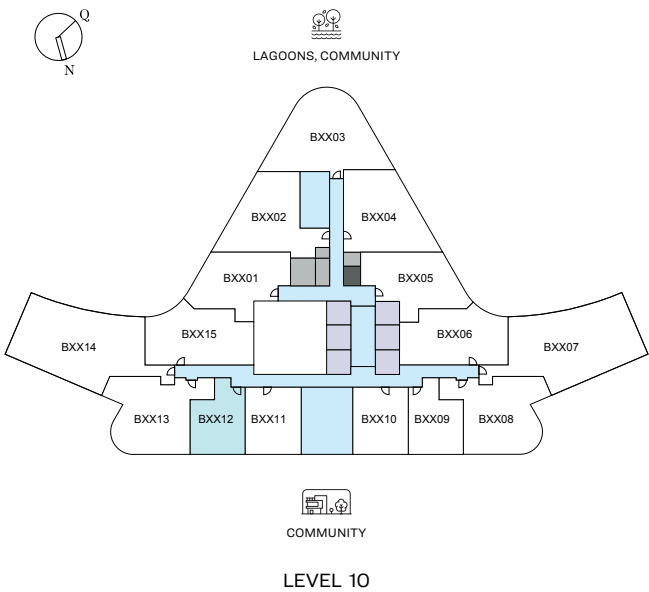
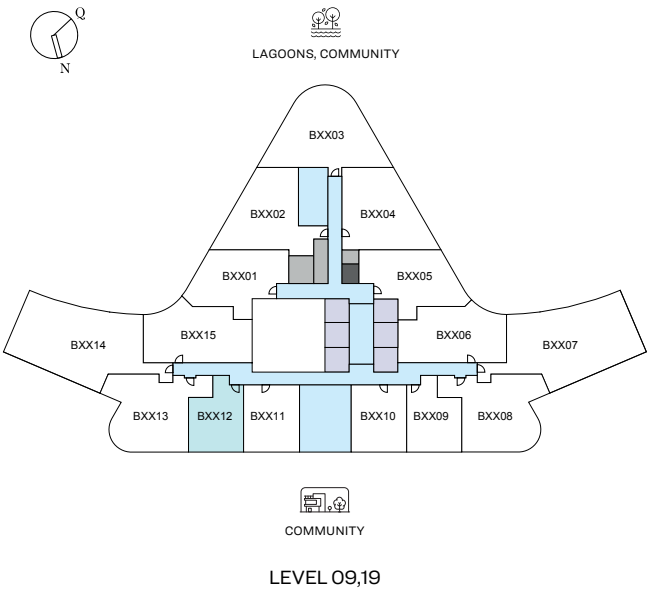
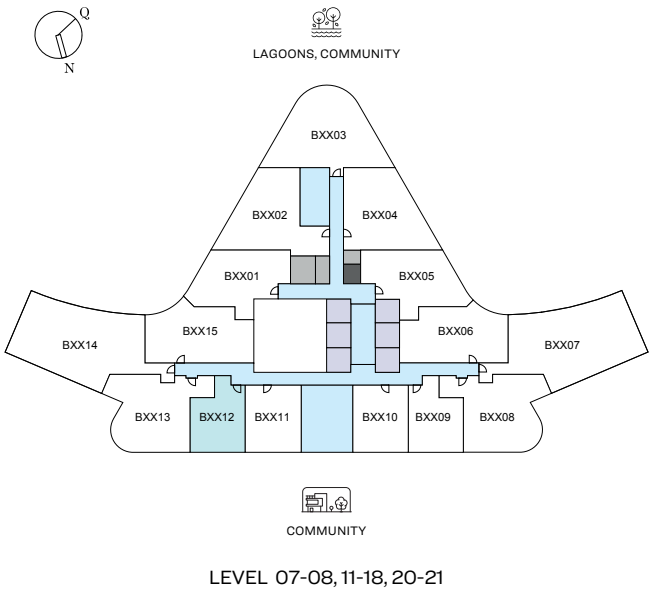
Disclaimer: 1. All dimensions are in metric, measured to wall finishes. 2. All materials, dimensions & drawings are approximate. 3. Information is subject to change without notice, at developer's absolute discretion. 4. Actual area may vary from the stated area. 5. Drawing are not to scale. 6. All images used are for illustrative purpose only and do not represent the actual size, features, specifications, fittings and furnishings. 7. The developer reserves the right to make revisions/ alterations, at its absolute discretion, without any liability whatsoever.



1 BEDROOM APARTMENT  
TYPE A (with balcony) VARIANT 1

**TOTAL SALEABLE AREA**  
SUITE RANGE = 499.45 SQ.FT. - 502.67 SQ.FT.  
BALCONY = 51.13 SQ.FT.  
TOTAL RANGE = 550.58 SQ.FT. - 553.80 SQ.FT.

UNIT



List of unit numbers with this unit plan:

VIEWS

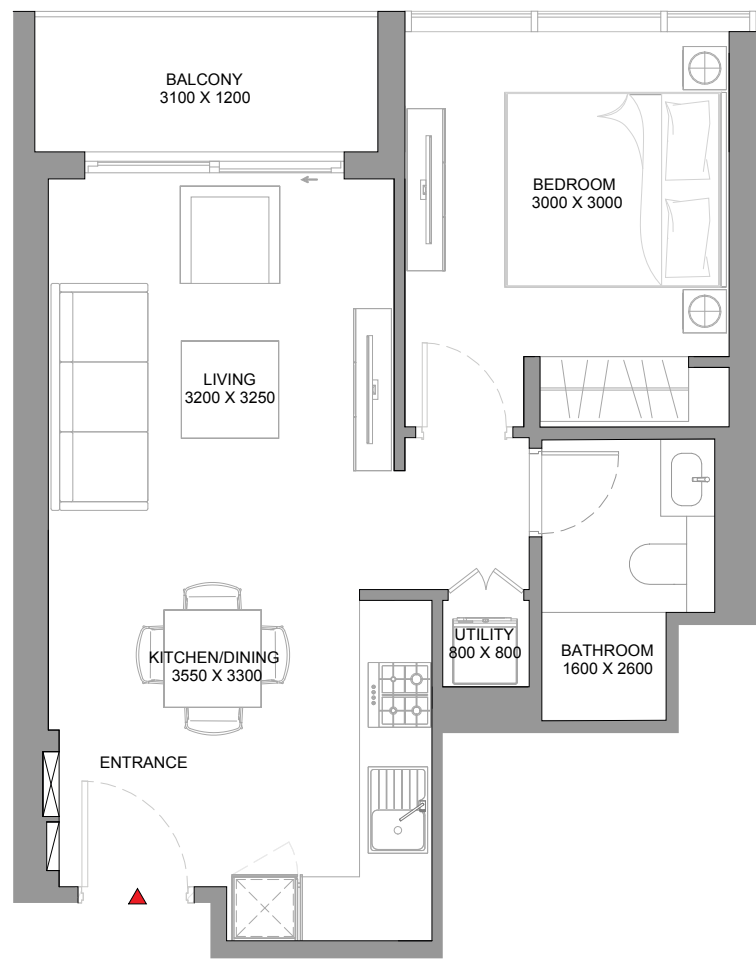
**Community**  
B712, B812, B912, B1012, B1112, B1212, B1312, B1412, B1512, B1612, B1712, B1812, B1912, B2012, B2112

Disclaimer: 1. All dimensions are in metric, measured to wall finishes. 2. All materials, dimensions & drawings are approximate. 3. Information is subject to change without notice, at developer's absolute discretion. 4. Actual area may vary from the stated area. 5. Drawing are not to scale. 6. All images used are for illustrative purpose only and do not represent the actual size, features, specifications, fittings and furnishings. 7. The developer reserves the right to make revisions/ alterations, at its absolute discretion, without any liability whatsoever.



1 BEDROOM APARTMENT  
TYPE A (with balcony) VARIANT 1

TOTAL SALEABLE AREA  
SUITE RANGE = 499.45 SQ.FT. - 502.67 SQ.FT.  
BALCONY = 51.13 SQ.FT.  
TOTAL RANGE = 550.58 SQ.FT. - 553.80 SQ.FT.



List of unit numbers with this unit plan:

VIEWS

Community  
B712, B812, B912, B1012, B1112, B1212, B1312, B1412, B1512, B1612, B1712, B1812, B1912, B2012, B2112

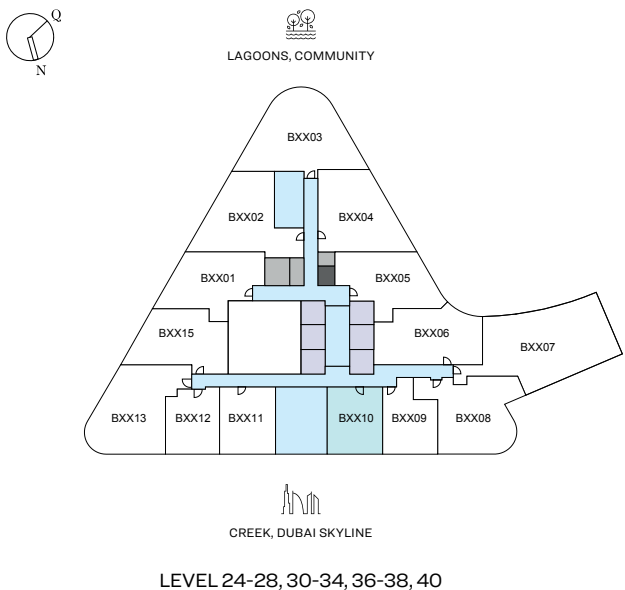
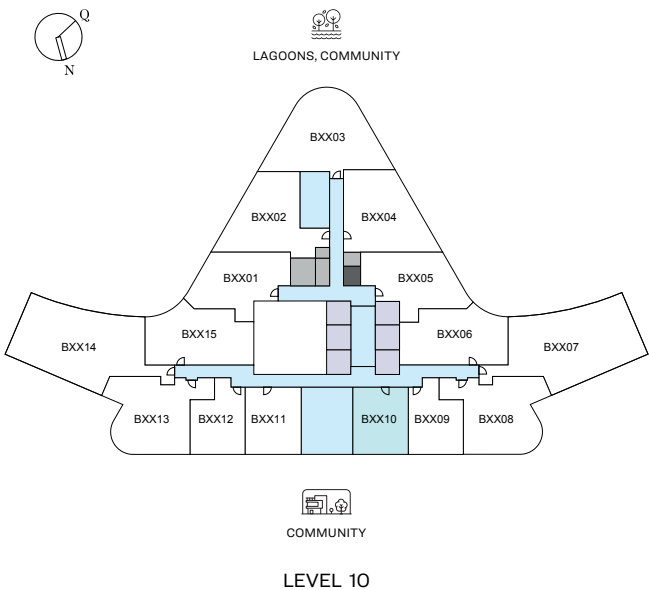
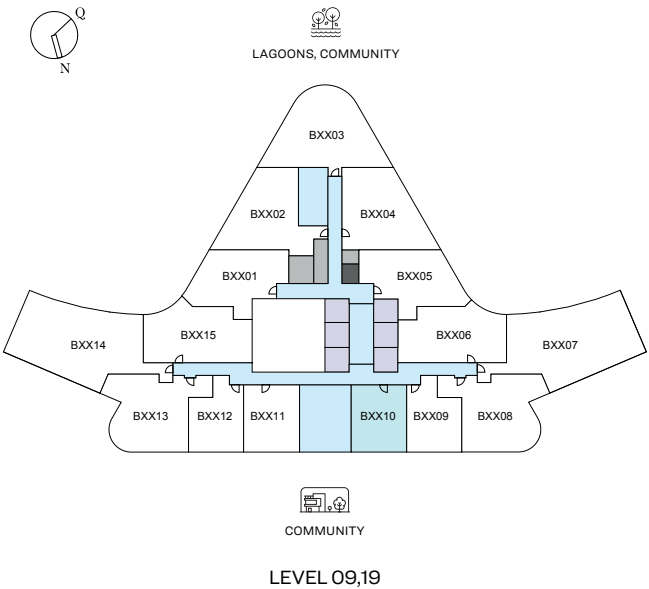
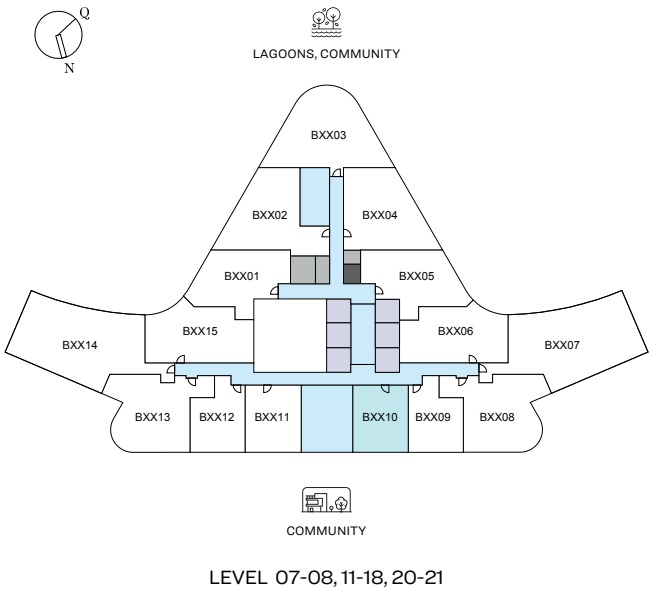
Disclaimer: 1. All dimensions are in metric, measured to wall finishes. 2. All materials, dimensions & drawings are approximate. 3. Information is subject to change without notice, at developer's absolute discretion. 4. Actual area may vary from the stated area. 5. Drawing are not to scale. 6. All images used are for illustrative purpose only and do not represent the actual size, features, specifications, fittings and furnishings. 7. The developer reserves the right to make revisions/ alterations, at its absolute discretion, without any liability whatsoever.



1 BEDROOM APARTMENT  
TYPE B (with balcony)

TOTAL SALEABLE AREA  
SUITE = 496.86 SQ.FT.  
BALCONY = 51.13 SQ.FT.  
TOTAL = 547.99 SQ.FT.

UNIT



List of unit numbers with this unit plan:

VIEWS

Community

B710, B810, B910, B1010, B1110, B1210, B1310, B1410, B1510, B1610, B1710, B1810, B1910, B2010, B2110, B2410, B2510, B2610, B2710, B2810, B2910, B3010, B3110, B3210, B3310, B3410, B3510

Ras Al Khor, Creek

B3610, B3710, B3810, B3910, B4010, B4310, B4410, B4510, B4610, B4710, B4810, B4910, B5010, B5110, B5210, B5310, B5410, B5510, B5610, B5710, B5810, B5910

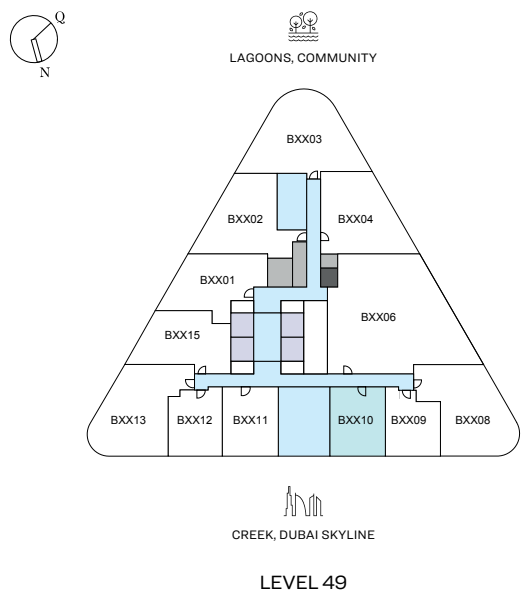
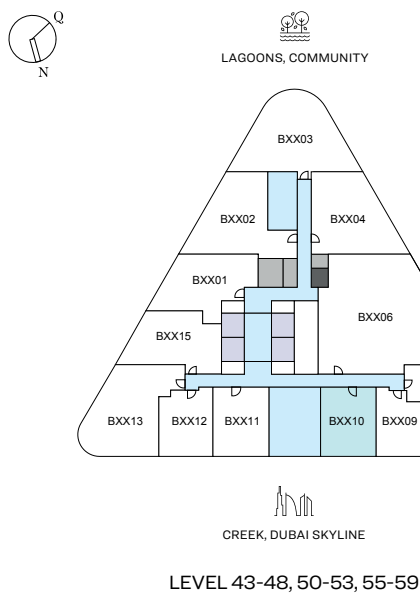
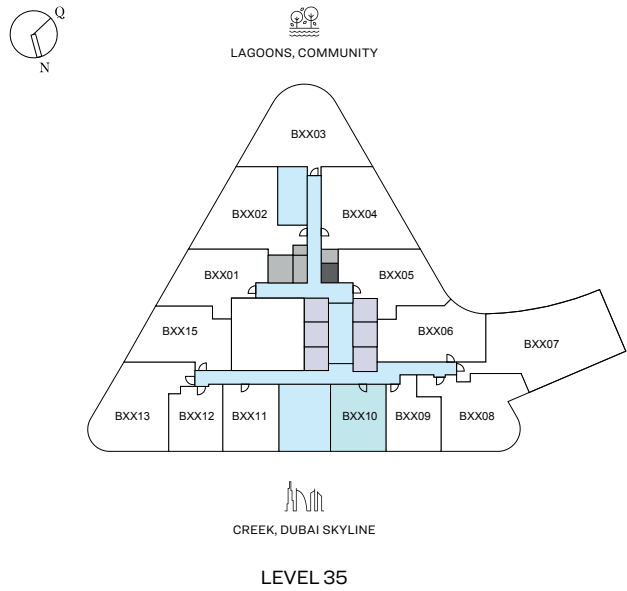
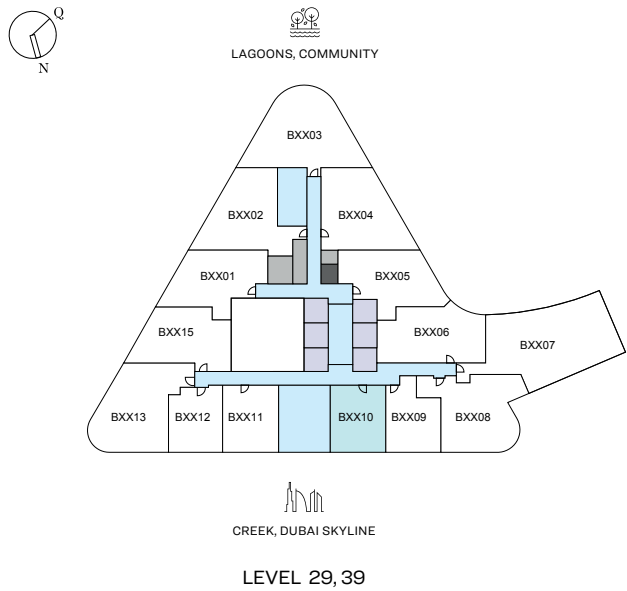
Disclaimer: 1. All dimensions are in metric, measured to wall finishes. 2. All materials, dimensions & drawings are approximate. 3. Information is subject to change without notice, at developer's absolute discretion. 4. Actual area may vary from the stated area. 5. Drawing are not to scale. 6. All images used are for illustrative purpose only and do not represent the actual size, features, specifications, fittings and furnishings. 7. The developer reserves the right to make revisions/ alterations, at its absolute discretion, without any liability whatsoever.



1 BEDROOM APARTMENT  
TYPE B (with balcony)

TOTAL SALEABLE AREA  
SUITE = 496.86 SQ.FT.  
BALCONY = 51.13 SQ.FT.  
TOTAL = 547.99 SQ.FT.

UNIT



List of unit numbers with this unit plan:

VIEWS

Community

B710, B810, B910, B1010, B1110, B1210, B1310, B1410, B1510, B1610, B1710, B1810, B1910, B2010, B2110, B2410, B2510, B2610, B2710, B2810, B2910, B3010, B3110, B3210, B3310, B3410, B3510

Ras Al Khor, Creek

B3610, B3710, B3810, B3910, B4010, B4310, B4410, B4510, B4610, B4710, B4810, B4910, B5010, B5110, B5210, B5310, B5410, B5510, B5610, B5710, B5810, B5910

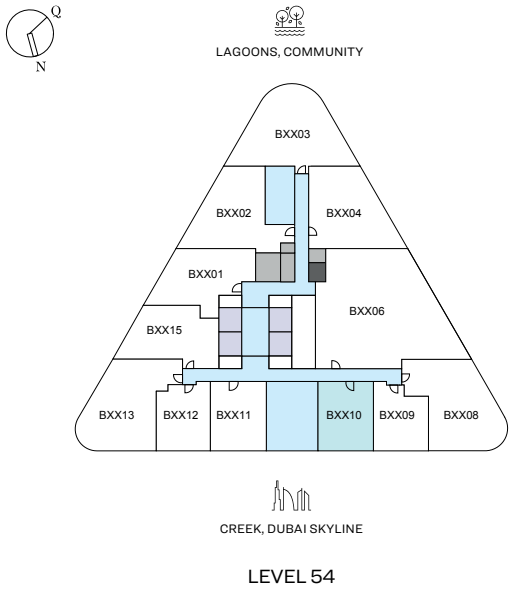
Disclaimer: 1. All dimensions are in metric, measured to wall finishes. 2. All materials, dimensions & drawings are approximate. 3. Information is subject to change without notice, at developer's absolute discretion. 4. Actual area may vary from the stated area. 5. Drawing are not to scale. 6. All images used are for illustrative purpose only and do not represent the actual size, features, specifications, fittings and furnishings. 7. The developer reserves the right to make revisions/ alterations, at its absolute discretion, without any liability whatsoever.



1 BEDROOM APARTMENT  
TYPE B (with balcony)

TOTAL SALEABLE AREA  
SUITE = 496.86 SQ.FT.  
BALCONY = 51.13 SQ.FT.  
TOTAL = 547.99 SQ.FT.

UNIT



List of unit numbers with this unit plan:

VIEWS

Community  
B710, B810, B910, B1010, B1110, B1210, B1310, B1410, B1510, B1610, B1710, B1810, B1910, B2010, B2110, B2410, B2510, B2610, B2710, B2810, B2910, B3010, B3110, B3210, B3310, B3410, B3510

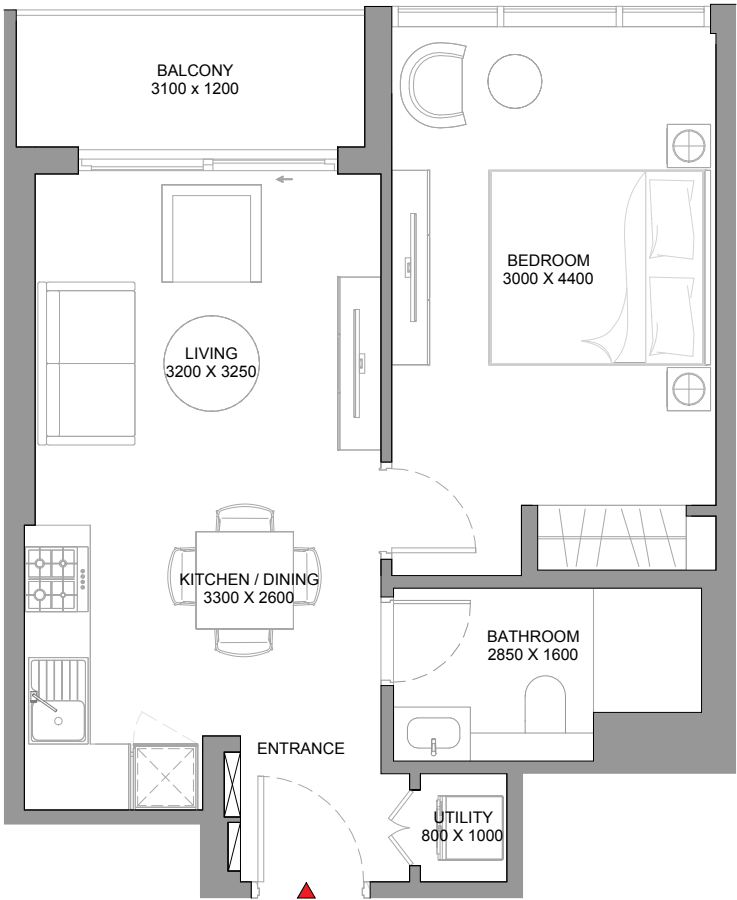
Ras Al Khor, Creek  
B3610, B3710, B3810, B3910, B4010, B4310, B4410, B4510, B4610, B4710, B4810, B4910, B5010, B5110, B5210, B5310, B5410, B5510, B5610, B5710, B5810, B5910

Disclaimer: 1. All dimensions are in metric, measured to wall finishes. 2. All materials, dimensions & drawings are approximate. 3. Information is subject to change without notice, at developer's absolute discretion. 4. Actual area may vary from the stated area. 5. Drawing are not to scale. 6. All images used are for illustrative purpose only and do not represent the actual size, features, specifications, fittings and furnishings. 7. The developer reserves the right to make revisions/ alterations, at its absolute discretion, without any liability whatsoever.



1 BEDROOM APARTMENT  
TYPE B (with balcony)

TOTAL SALEABLE AREA  
SUITE = 496.86 SQ.FT.  
BALCONY = 51.13 SQ.FT.  
TOTAL = 547.99 SQ.FT.



List of unit numbers with this unit plan:

VIEWS

Community

B710, B810, B910, B1010, B1110, B1210, B1310, B1410, B1510, B1610, B1710, B1810, B1910, B2010, B2110, B2410, B2510, B2610, B2710, B2810, B2910, B3010, B3110, B3210, B3310, B3410, B3510

Ras Al Khor, Creek

B3610, B3710, B3810, B3910, B4010, B4310, B4410, B4510, B4610, B4710, B4810, B4910, B5010, B5110, B5210, B5310, B5410, B5510, B5610, B5710, B5810, B5910

Disclaimer: 1. All dimensions are in metric, measured to wall finishes. 2. All materials, dimensions & drawings are approximate. 3. Information is subject to change without notice, at developer's absolute discretion. 4. Actual area may vary from the stated area. 5. Drawing are not to scale. 6. All images used are for illustrative purpose only and do not represent the actual size, features, specifications, fittings and furnishings. 7. The developer reserves the right to make revisions/ alterations, at its absolute discretion, without any liability whatsoever.

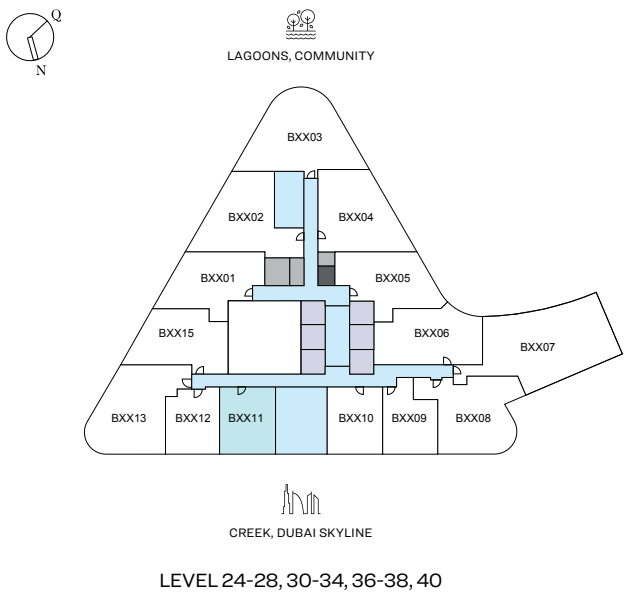
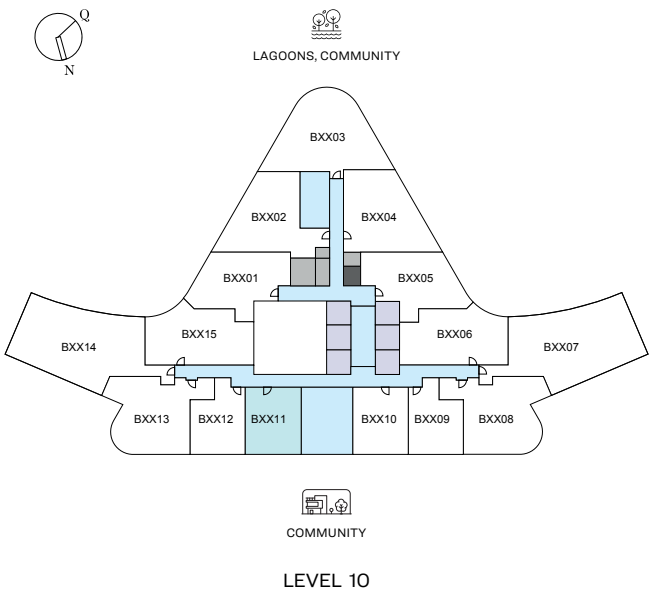
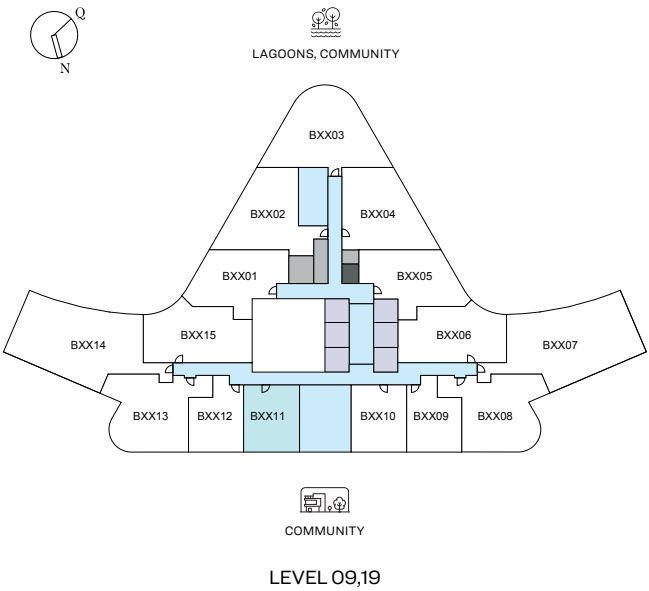
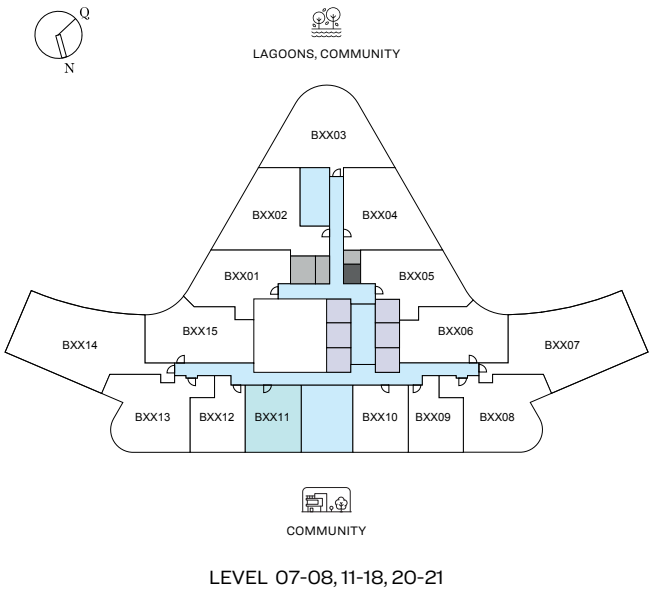




1 BEDROOM APARTMENT  
TYPE B (with balcony) VARIANT 1

TOTAL SALEABLE AREA  
SUITE RANGE = 496.86 SQ.FT. - 497.19 SQ.FT.  
BALCONY = 51.13 SQ.FT.  
TOTAL RANGE = 547.99 SQ.FT. - 548.32 SQ.FT.

UNIT



List of unit numbers with this unit plan:

VIEWS

Community

B711, B811, B911, B1011, B1111, B1211, B1311, B1411, B1511, B1611, B1711, B1811, B1911, B2011, B2111, B2411, B2511, B2611, B2711, B2811, B2911, B3011, B3111, B3211, B3311, B3411, B3511

Ras Al Khor, Creek

B3611, B3711, B3811, B3911, B4011, B4311, B4411, B4511, B4611, B4711, B4811, B4911, B5011, B5111, B5211, B5311, B5411, B5511, B5611, B5711, B5811, B5911

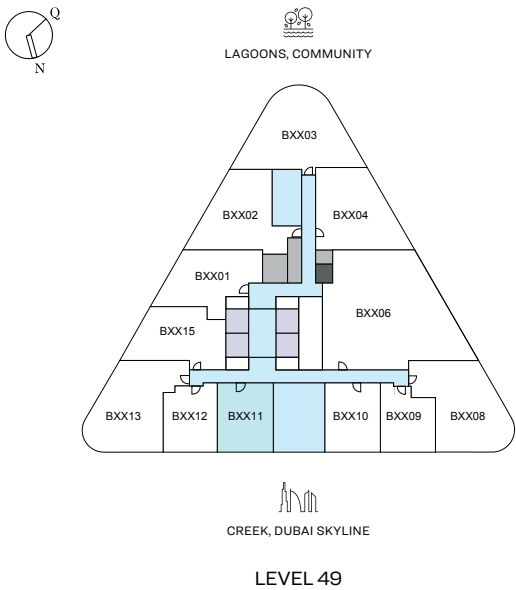
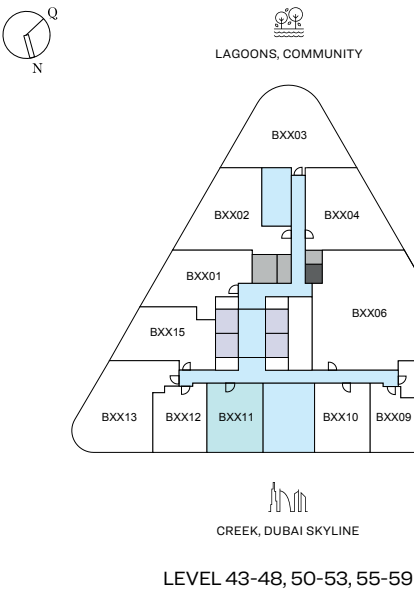
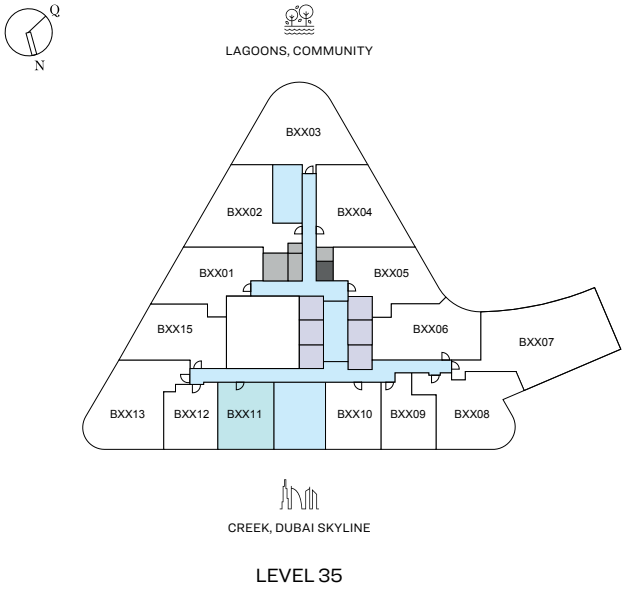
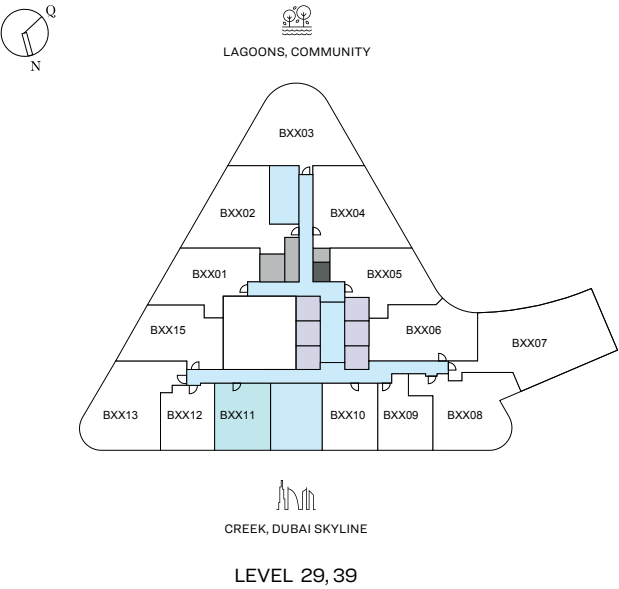
Disclaimer: 1. All dimensions are in metric, measured to wall finishes. 2. All materials, dimensions & drawings are approximate. 3. Information is subject to change without notice, at developer's absolute discretion. 4. Actual area may vary from the stated area. 5. Drawing are not to scale. 6. All images used are for illustrative purpose only and do not represent the actual size, features, specifications, fittings and furnishings. 7. The developer reserves the right to make revisions/ alterations, at its absolute discretion, without any liability whatsoever.



1 BEDROOM APARTMENT  
TYPE B (with balcony) VARIANT 1

TOTAL SALEABLE AREA  
SUITE RANGE = 496.86 SQ.FT. - 497.19 SQ.FT.  
BALCONY = 51.13 SQ.FT.  
TOTAL RANGE = 547.99 SQ.FT. - 548.32 SQ.FT.

UNIT



List of unit numbers with this unit plan:

VIEWS

Community

B711, B811, B911, B1011, B1111, B1211, B1311, B1411, B1511, B1611, B1711, B1811, B1911, B2011, B2111, B2411, B2511, B2611, B2711, B2811, B2911, B3011, B3111, B3211, B3311, B3411, B3511

Ras Al Khor, Creek

B3611, B3711, B3811, B3911, B4011, B4311, B4411, B4511, B4611, B4711, B4811, B4911, B5011, B5111, B5211, B5311, B5411, B5511, B5611, B5711, B5811, B5911

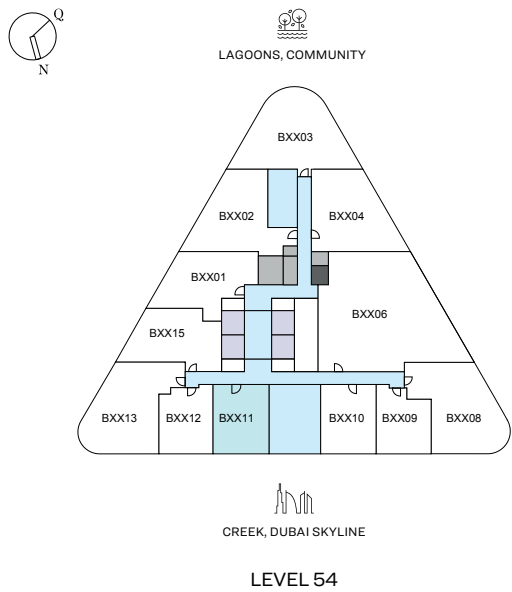
Disclaimer: 1. All dimensions are in metric, measured to wall finishes. 2. All materials, dimensions & drawings are approximate. 3. Information is subject to change without notice, at developer's absolute discretion. 4. Actual area may vary from the stated area. 5. Drawing are not to scale. 6. All images used are for illustrative purpose only and do not represent the actual size, features, specifications, fittings and furnishings. 7. The developer reserves the right to make revisions/ alterations, at its absolute discretion, without any liability whatsoever.



1 BEDROOM APARTMENT  
TYPE B (with balcony) VARIANT 1

TOTAL SALEABLE AREA  
SUITE RANGE = 496.86 SQ.FT. - 497.19 SQ.FT.  
BALCONY = 51.13 SQ.FT.  
TOTAL RANGE = 547.99 SQ.FT. - 548.32 SQ.FT.

UNIT



List of unit numbers with this unit plan:

VIEWS

Community  
B711, B811, B911, B1011, B1111, B1211, B1311, B1411, B1511, B1611, B1711, B1811, B1911, B2011, B2111, B2411, B2511, B2611, B2711, B2811, B2911, B3011, B3111, B3211, B3311, B3411, B3511

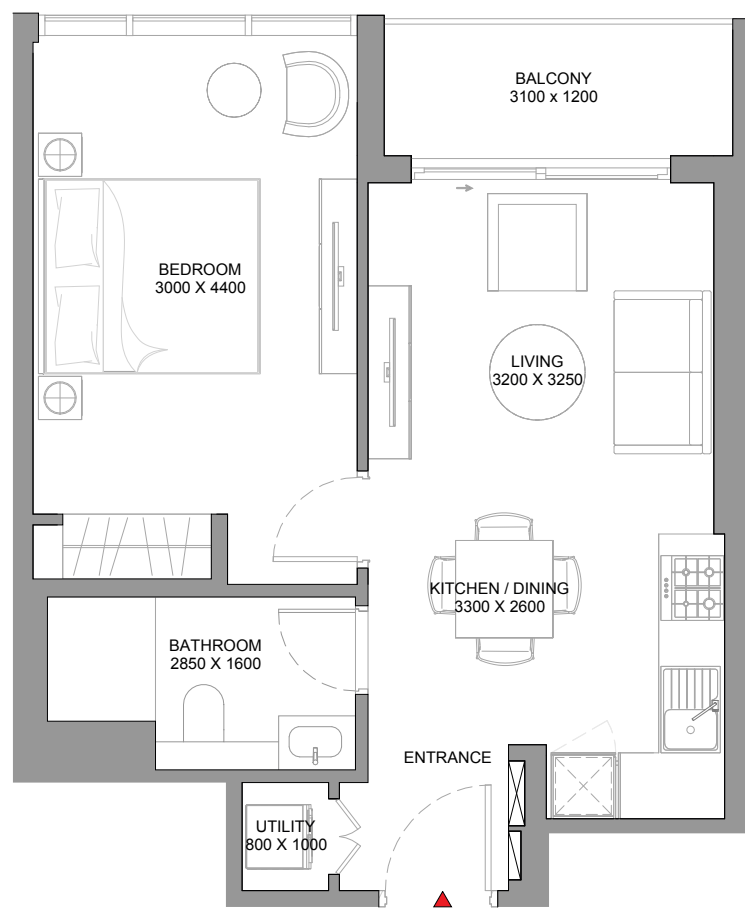
Ras Al Khor, Creek  
B3611, B3711, B3811, B3911, B4011, B4311, B4411, B4511, B4611, B4711, B4811, B4911, B5011, B5111, B5211, B5311, B5411, B5511, B5611, B5711, B5811, B5911

Disclaimer: 1. All dimensions are in metric, measured to wall finishes. 2. All materials, dimensions & drawings are approximate. 3. Information is subject to change without notice, at developer's absolute discretion. 4. Actual area may vary from the stated area. 5. Drawing are not to scale. 6. All images used are for illustrative purpose only and do not represent the actual size, features, specifications, fittings and furnishings. 7. The developer reserves the right to make revisions/ alterations, at its absolute discretion, without any liability whatsoever.



1 BEDROOM APARTMENT  
TYPE B (with balcony) VARIANT 1

TOTAL SALEABLE AREA  
SUITE RANGE = 496.86 SQ.FT. - 497.19 SQ.FT.  
BALCONY = 51.13 SQ.FT.  
TOTAL RANGE = 547.99 SQ.FT. - 548.32 SQ.FT.



List of unit numbers with this unit plan:

VIEWS

Community

B711, B811, B911, B1011, B1111, B1211, B1311, B1411, B1511, B1611, B1711, B1811, B1911, B2011, B2111, B2411, B2511, B2611, B2711, B2811, B2911, B3011, B3111, B3211, B3311, B3411, B3511

Ras Al Khor, Creek

B3611, B3711, B3811, B3911, B4011, B4311, B4411, B4511, B4611, B4711, B4811, B4911, B5011, B5111, B5211, B5311, B5411, B5511, B5611, B5711, B5811, B5911



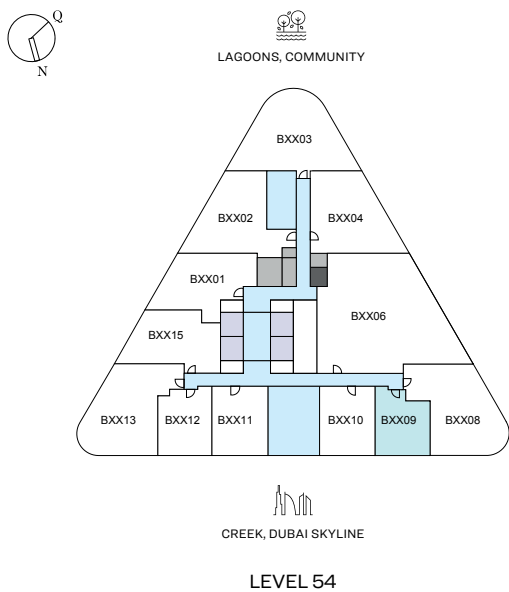
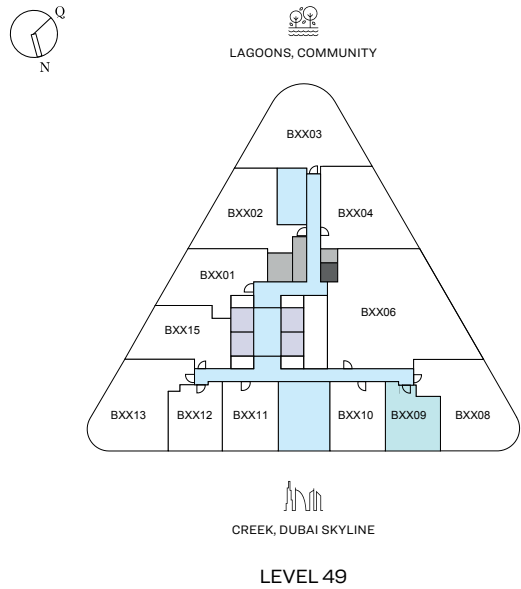
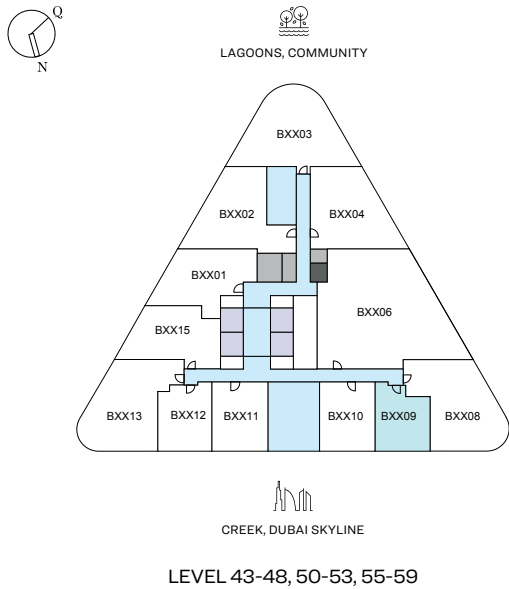
Disclaimer: 1. All dimensions are in metric, measured to wall finishes. 2. All materials, dimensions & drawings are approximate. 3. Information is subject to change without notice, at developer's absolute discretion. 4. Actual area may vary from the stated area. 5. Drawing are not to scale. 6. All images used are for illustrative purpose only and do not represent the actual size, features, specifications, fittings and furnishings. 7. The developer reserves the right to make revisions/ alterations, at its absolute discretion, without any liability whatsoever.



1 BEDROOM APARTMENT  
TYPE B (with balcony) VARIANT 2

TOTAL SALEABLE AREA  
SUITE = 482.33 SQ.FT.  
BALCONY = 51.13 SQ.FT.  
TOTAL = 533.46 SQ.FT.

UNIT



List of unit numbers with this unit plan:

VIEWS

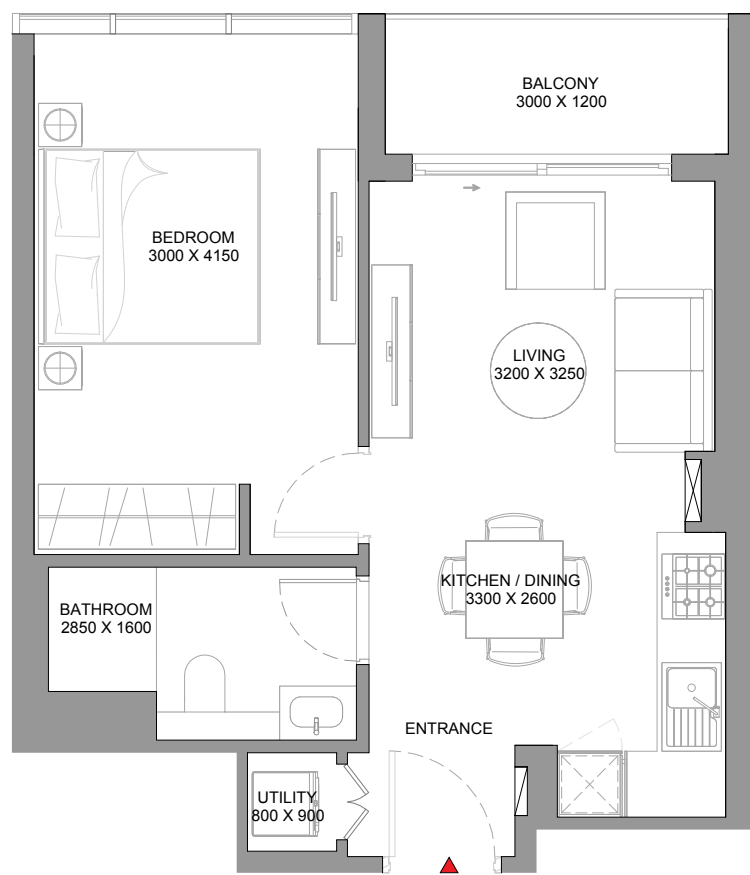
Ras Al Khor, Creek  
B4309, B4409, B4509, B4609, B4709, B4809, B4909, B5009, B5109, B5209, B5309, B5409, B5509, B5609, B5709, B5809, B5909

Disclaimer: 1. All dimensions are in metric, measured to wall finishes. 2. All materials, dimensions & drawings are approximate. 3. Information is subject to change without notice, at developer's absolute discretion. 4. Actual area may vary from the stated area. 5. Drawing are not to scale. 6. All images used are for illustrative purpose only and do not represent the actual size, features, specifications, fittings and furnishings. 7. The developer reserves the right to make revisions/ alterations, at its absolute discretion, without any liability whatsoever.



1 BEDROOM APARTMENT  
TYPE B (with balcony) VARIANT 2

TOTAL SALEABLE AREA  
SUITE = 482.33 SQ.FT.  
BALCONY = 51.13 SQ.FT.  
TOTAL = 533.46 SQ.FT.



List of unit numbers with this unit plan:

VIEWS

Ras Al Khor, Creek  
B4309, B4409, B4509, B4609, B4709, B4809, B4909, B5009, B5109, B5209, B5309, B5409, B5509, B5609, B5709, B5809, B5909

Disclaimer: 1. All dimensions are in metric, measured to wall finishes. 2. All materials, dimensions & drawings are approximate. 3. Information is subject to change without notice, at developer's absolute discretion. 4. Actual area may vary from the stated area. 5. Drawing are not to scale. 6. All images used are for illustrative purpose only and do not represent the actual size, features, specifications, fittings and furnishings. 7. The developer reserves the right to make revisions/ alterations, at its absolute discretion, without any liability whatsoever.



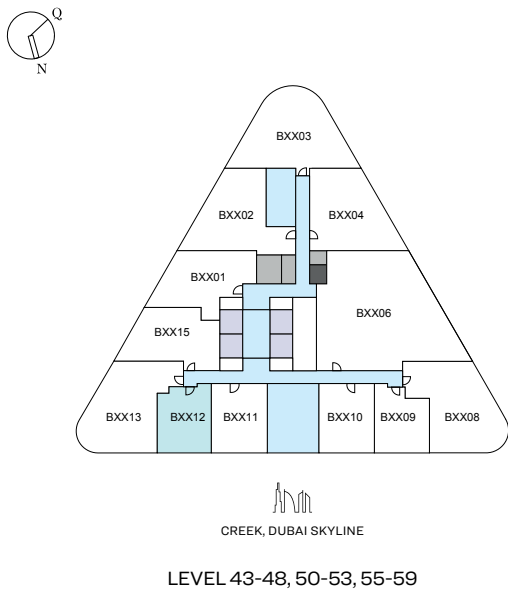
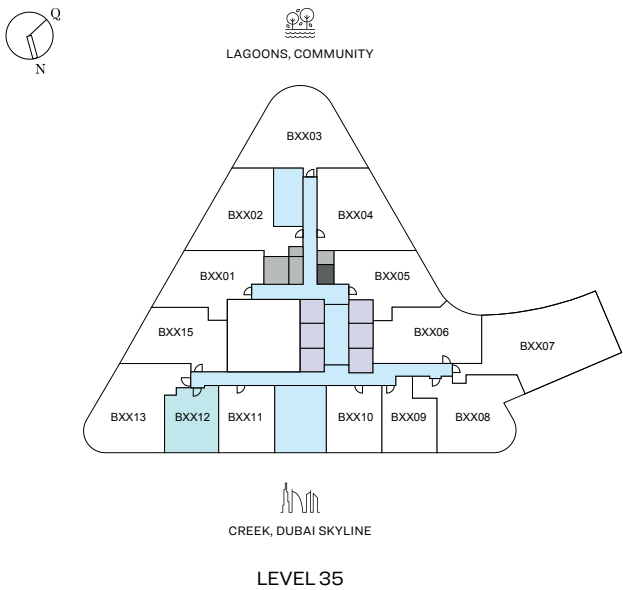
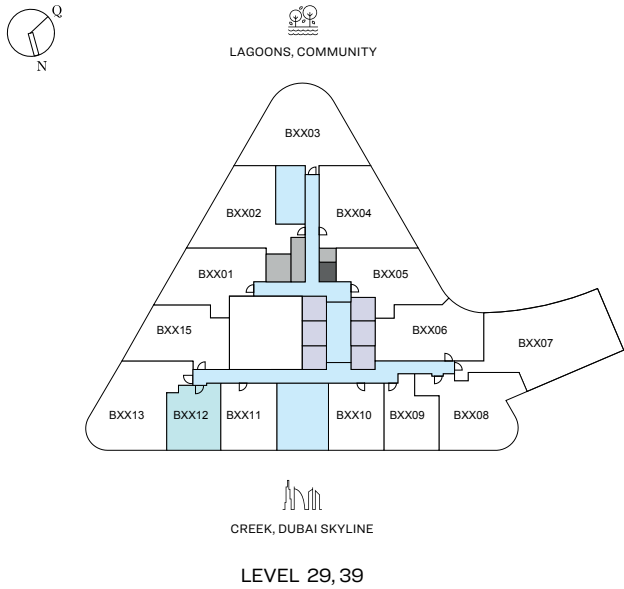
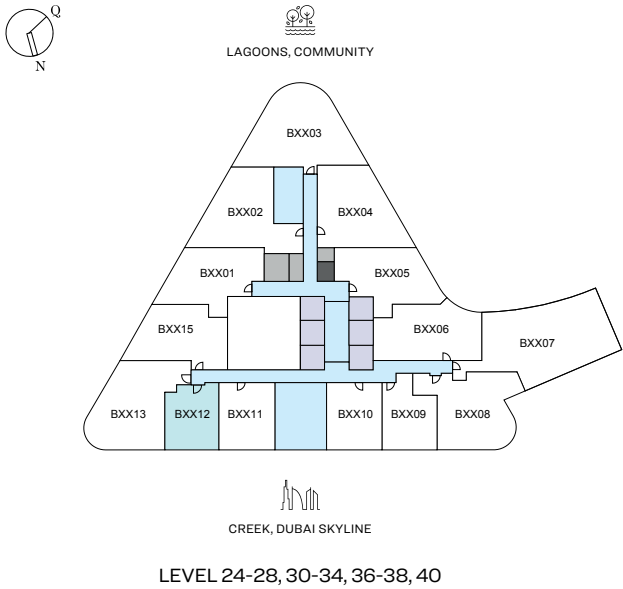
1 BEDROOM APARTMENT

TYPE B (with balcony) VARIANT 3

TOTAL SALEABLE AREA

SUITE RANGE = 482.33 SQ.FT. - 482.65 SQ.FT.  
BALCONY = 51.13 SQ.FT.  
TOTAL RANGE = 533.46 SQ.FT. - 533.78 SQ.FT.

UNIT



List of unit numbers with this unit plan:

VIEWS

Community

B2412, B2512, B2612, B2712, B2812, B2912, B3012, B3112, B3212, B3312, B3412, B3512

Ras Al Khor, Creek

B3612, B3712, B3812, B3912, B4012, B4312, B4412, B4512, B4612, B4712, B4812, B4912, B5012, B5112, B5212, B5312, B5412, B5512, B5612, B5712, B5812, B5912

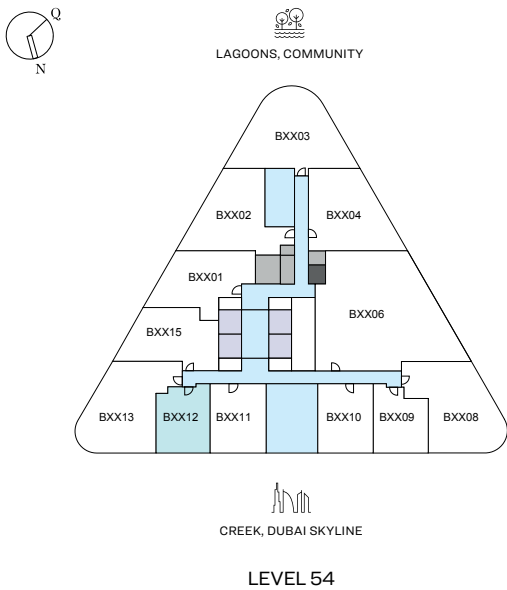
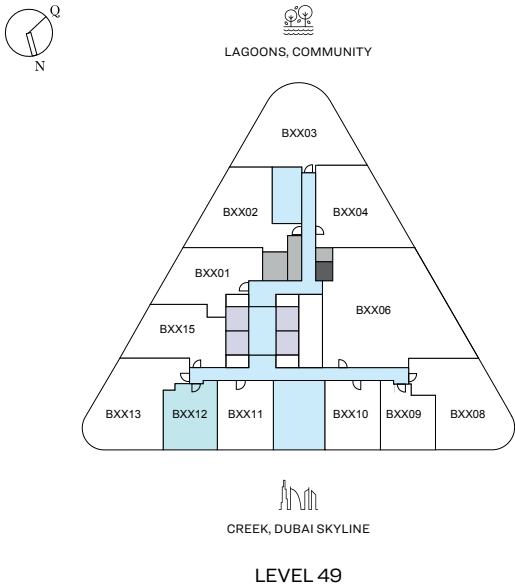
Disclaimer: 1. All dimensions are in metric, measured to wall finishes. 2. All materials, dimensions & drawings are approximate. 3. Information is subject to change without notice, at developer's absolute discretion. 4. Actual area may vary from the stated area. 5. Drawing are not to scale. 6. All images used are for illustrative purpose only and do not represent the actual size, features, specifications, fittings and furnishings. 7. The developer reserves the right to make revisions/ alterations, at its absolute discretion, without any liability whatsoever.



1 BEDROOM APARTMENT  
TYPE B (with balcony) VARIANT 3

TOTAL SALEABLE AREA  
SUITE RANGE = 482.33 SQ.FT. - 482.65 SQ.FT.  
BALCONY = 51.13 SQ.FT.  
TOTAL RANGE = 533.46 SQ.FT. - 533.78 SQ.FT.

UNIT



List of unit numbers with this unit plan:

VIEWS

Community  
B2412, B2512, B2612, B2712, B2812, B2912, B3012, B3112, B3212, B3312, B3412, B3512

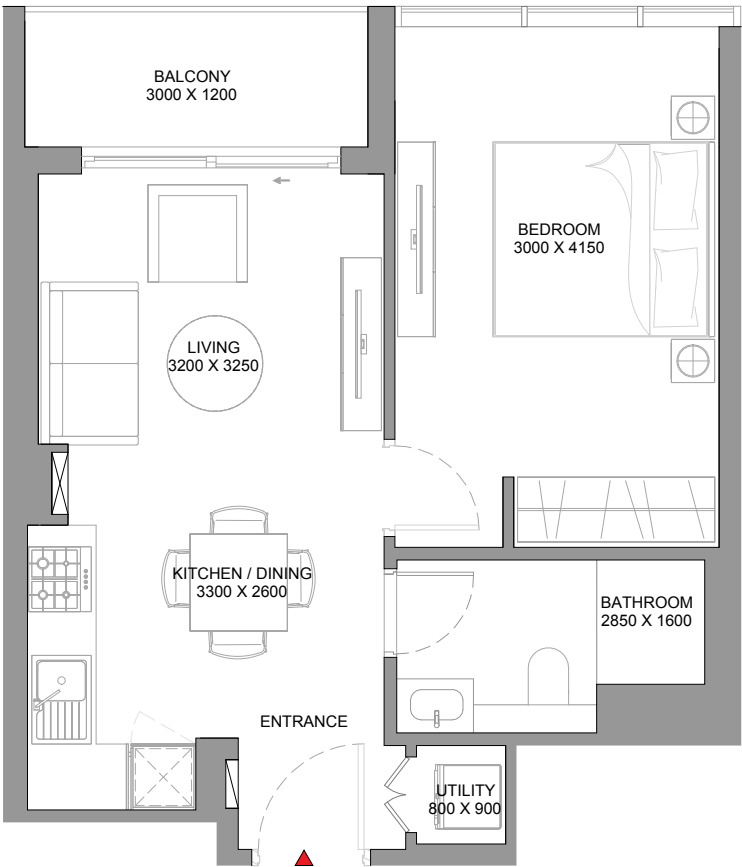
Ras Al Khor, Creek  
B3612, B3712, B3812, B3912, B4012, B4312, B4412, B4512, B4612, B4712, B4812, B4912, B5012, B5112, B5212, B5312, B5412, B5512, B5612, B5712, B5812, B5912

Disclaimer: 1. All dimensions are in metric, measured to wall finishes. 2. All materials, dimensions & drawings are approximate. 3. Information is subject to change without notice, at developer's absolute discretion. 4. Actual area may vary from the stated area. 5. Drawing are not to scale. 6. All images used are for illustrative purpose only and do not represent the actual size, features, specifications, fittings and furnishings. 7. The developer reserves the right to make revisions/ alterations, at its absolute discretion, without any liability whatsoever.



1 BEDROOM APARTMENT  
TYPE B (with balcony) VARIANT 3

**TOTAL SALEABLE AREA**  
SUITE RANGE = 482.33 SQ.FT. - 482.65 SQ.FT.  
BALCONY = 51.13 SQ.FT.  
TOTAL RANGE = 533.46 SQ.FT. - 533.78 SQ.FT.



List of unit numbers with this unit plan:

IEWS

Community  
B2412, B2512, B2612, B2712, B2812, B2912, B3012, B3112, B3212, B3312, B3412, B3512

Ras Al Khor, Creek  
B3612, B3712, B3812, B3912, B4012, B4312, B4412, B4512, B4612, B4712, B4812, B4912, B5012, B5112, B5212, B5312, B5412, B5512, B5612, B5712, B5812, B5912

Disclaimer: 1. All dimensions are in metric, measured to wall finishes. 2. All materials, dimensions & drawings are approximate. 3. Information is subject to change without notice, at developer's absolute discretion. 4. Actual area may vary from the stated area. 5. Drawing are not to scale. 6. All images used are for illustrative purpose only and do not represent the actual size, features, specifications, fittings and furnishings. 7. The developer reserves the right to make revisions/ alterations, at its absolute discretion, without any liability whatsoever.





# 1 BEDROOM APARTMENT

## TYPE C (with powder room + balcony)

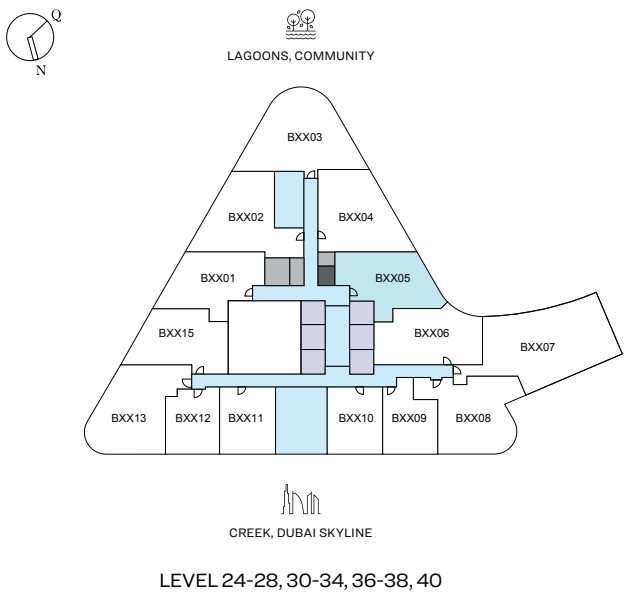
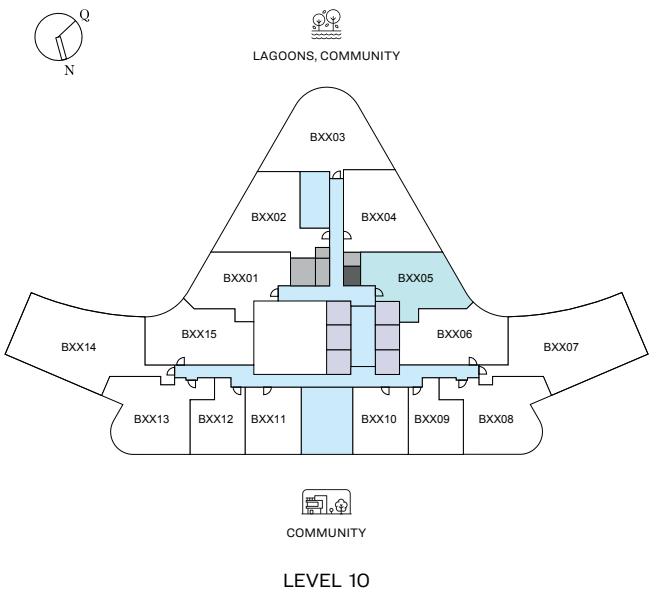
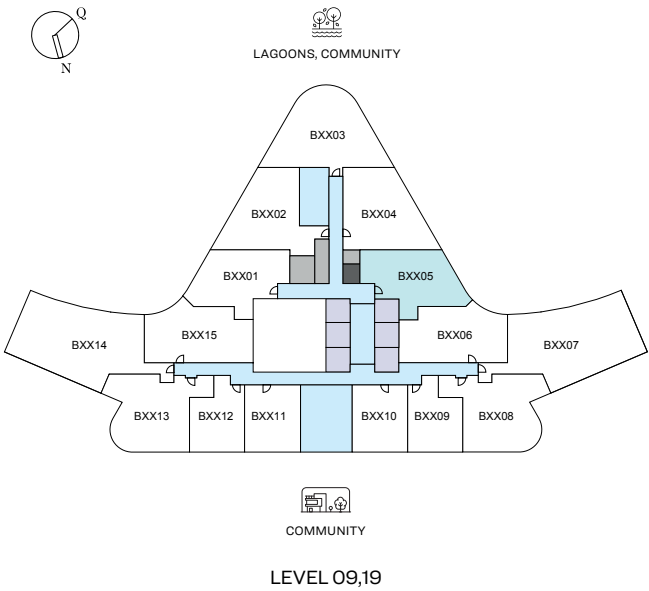
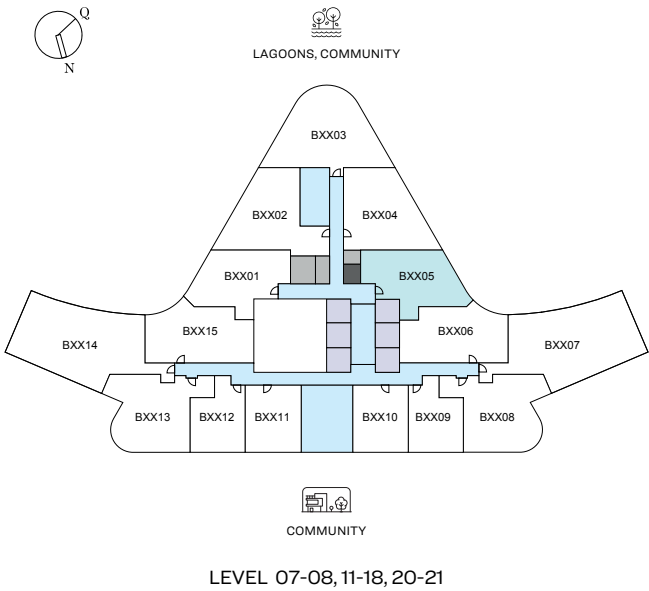
**TOTAL SALEABLE AREA**

SUITE RANGE = 609.13 SQ.FT. - 611.39 SQ.FT.

BALCONY RANGE = 143.81 SQ.FT. - 145.96 SQ.FT.

TOTAL RANGE = 755.09 SQ.FT. - 755.20 SQ.FT.

UNIT



List of unit numbers with this unit plan:

### VIEWS

**Amenities**

B705, B805, B905, B1005

**Community**

B1105, B1205, B1305, B1405, B1505, B1605, B1705, B1805, B1905, B2005, B2105, B2405, B2505, B2605, B2705, B2805, B2905, B3005, B3105, B3205, B3305, B3405, B3505, B3605, B3705, B3805, B3905, B4005

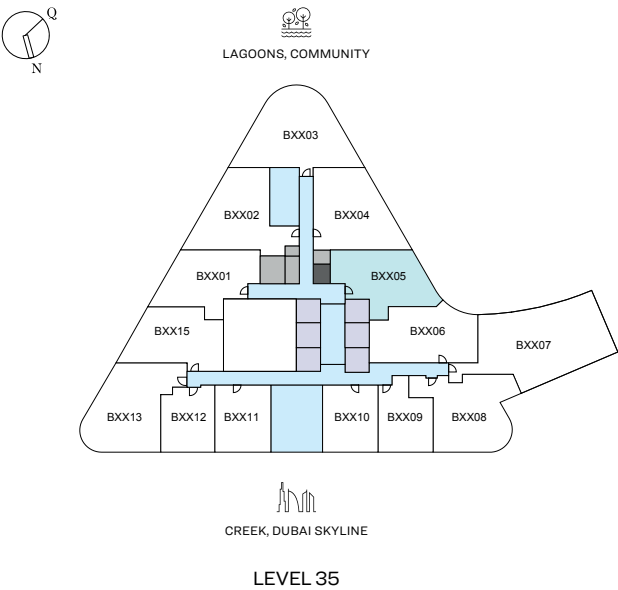
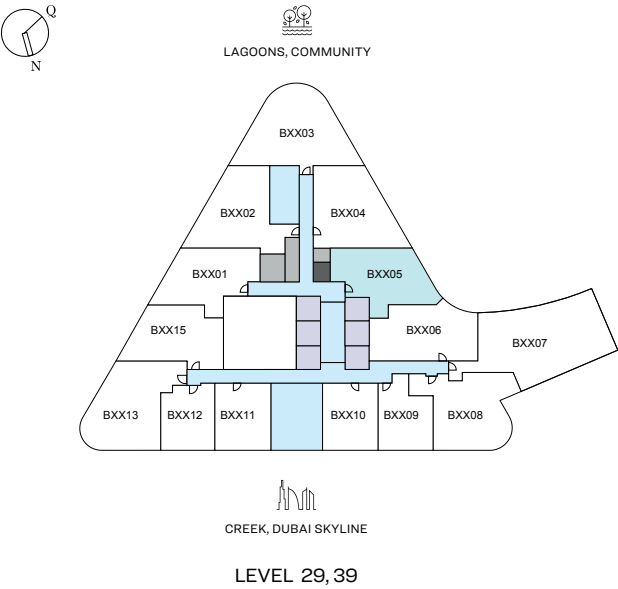
Disclaimer: 1. All dimensions are in metric, measured to wall finishes. 2. All materials, dimensions & drawings are approximate. 3. Information is subject to change without notice, at developer's absolute discretion. 4. Actual area may vary from the stated area. 5. Drawing are not to scale. 6. All images used are for illustrative purpose only and do not represent the actual size, features, specifications, fittings and furnishings. 7. The developer reserves the right to make revisions/ alterations, at its absolute discretion, without any liability whatsoever.



1 BEDROOM APARTMENT  
TYPE C (with powder room + balcony)

**TOTAL SALEABLE AREA**  
SUITE RANGE = 609.13 SQ.FT. - 611.39 SQ.FT.  
BALCONY RANGE = 143.81 SQ.FT. - 145.96 SQ.FT.  
TOTAL RANGE = 755.09 SQ.FT. - 755.20 SQ.FT.

UNIT



List of unit numbers with this unit plan:

VIEWS

**Amenities**  
B705, B805, B905, B1005

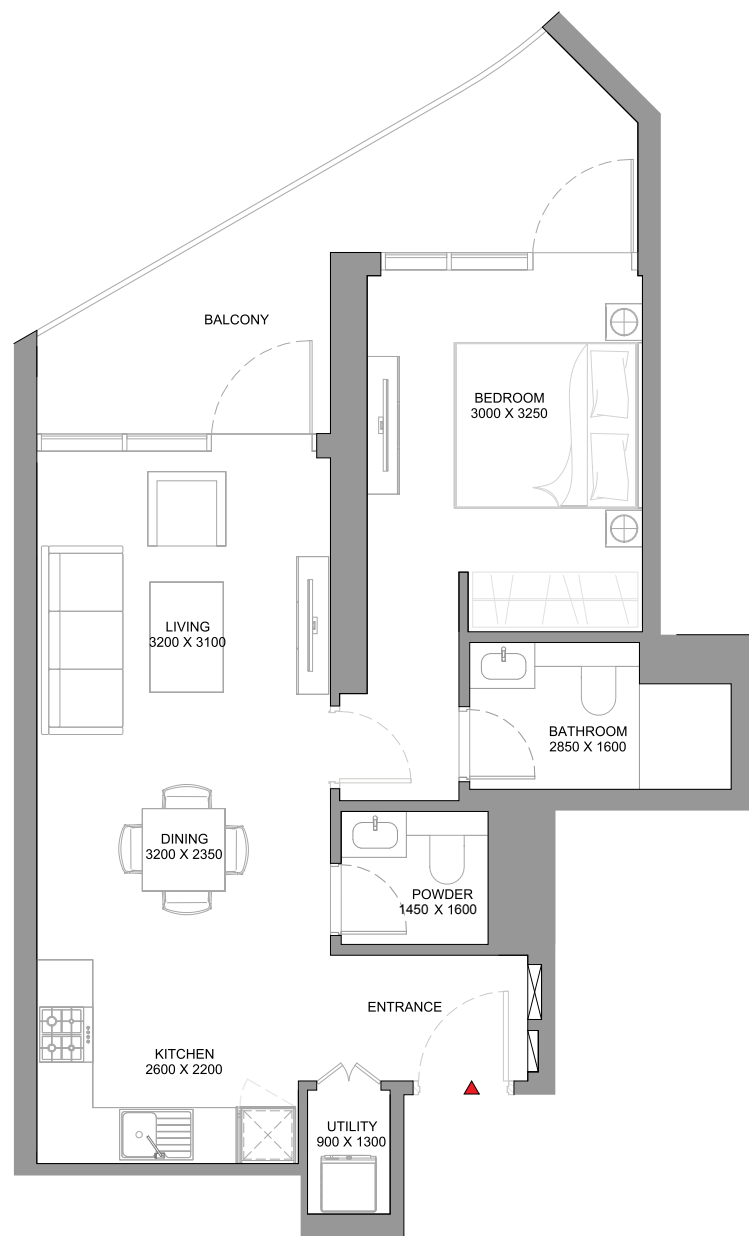
**Community**  
B1105, B1205, B1305, B1405, B1505, B1605, B1705, B1805, B1905, B2005, B2105, B2405, B2505, B2605, B2705, B2805, B2905, B3005, B3105, B3205, B3305, B3405, B3505, B3605, B3705, B3805, B3905, B4005

Disclaimer: 1. All dimensions are in metric, measured to wall finishes. 2. All materials, dimensions & drawings are approximate. 3. Information is subject to change without notice, at developer's absolute discretion. 4. Actual area may vary from the stated area. 5. Drawing are not to scale. 6. All images used are for illustrative purpose only and do not represent the actual size, features, specifications, fittings and furnishings. 7. The developer reserves the right to make revisions/ alterations, at its absolute discretion, without any liability whatsoever.



1 BEDROOM APARTMENT  
TYPE C (with powder room + balcony)

**TOTAL SALEABLE AREA**  
SUITE RANGE = 609.13 SQ.FT. - 611.39 SQ.FT.  
BALCONY RANGE = 143.81 SQ.FT. - 145.96 SQ.FT.  
TOTAL RANGE = 755.09 SQ.FT. - 755.20 SQ.FT.



List of unit numbers with this unit plan:

VIEWS

**Amenities**  
B705, B805, B905, B1005

**Community**  
B1105, B1205, B1305, B1405, B1505, B1605, B1705, B1805, B1905, B2005, B2105, B2405, B2505, B2605, B2705, B2805, B2905, B3005, B3105, B3205, B3305, B3405, B3505, B3605, B3705, B3805, B3905, B4005



Disclaimer: 1. All dimensions are in metric, measured to wall finishes. 2. All materials, dimensions & drawings are approximate. 3. Information is subject to change without notice, at developer's absolute discretion. 4. Actual area may vary from the stated area. 5. Drawing are not to scale. 6. All images used are for illustrative purpose only and do not represent the actual size, features, specifications, fittings and furnishings. 7. The developer reserves the right to make revisions/ alterations, at its absolute discretion, without any liability whatsoever.



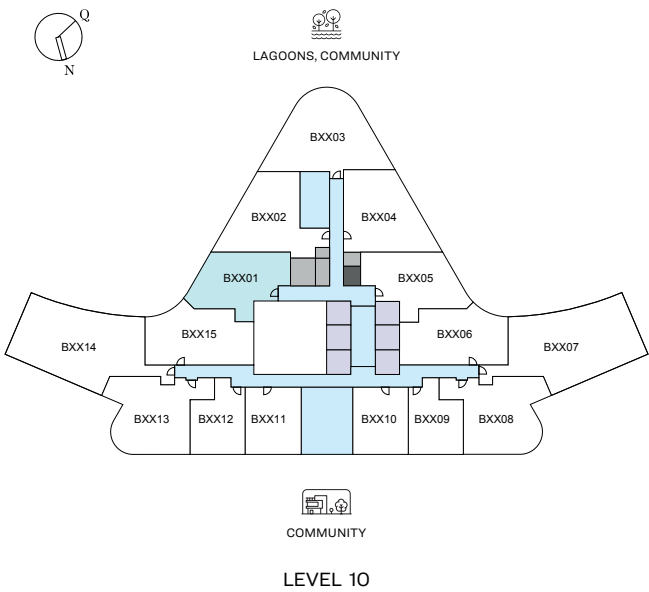
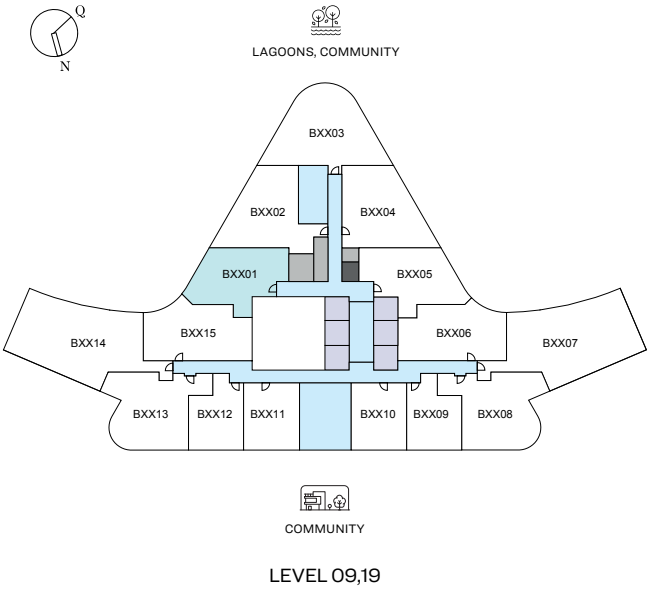
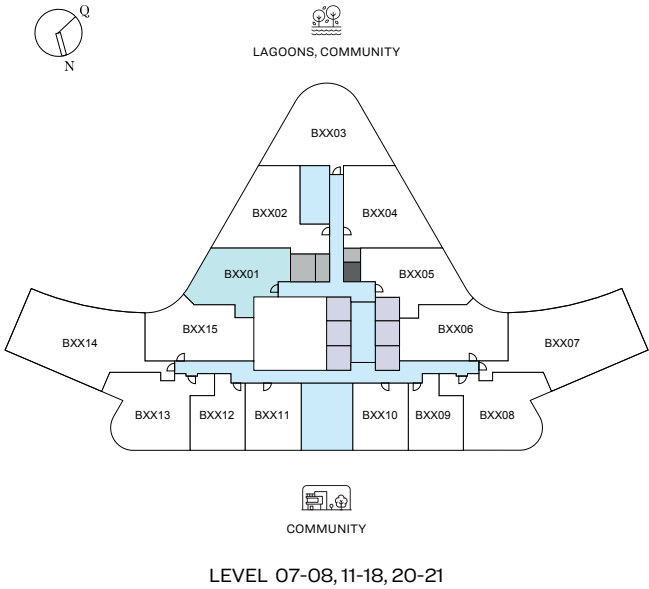
1 BEDROOM APARTMENT

TYPE C (with powder room + balcony) VARIANT 1

TOTAL SALEABLE AREA

SUITE RANGE = 612.25 SQ.FT. - 613.33 SQ.FT.  
BALCONY RANGE = 143.81 SQ.FT. - 145.96 SQ.FT.  
TOTAL RANGE = 757.14 SQ.FT. - 758.21 SQ.FT.

UNIT



List of unit numbers with this unit plan:

VIEWS

Amenities

B701, B801, B901, B1001

Community

B1101, B1201, B1301, B1401, B1501, B1601, B1701, B1801, B1901, B2001, B2101

Disclaimer: 1. All dimensions are in metric, measured to wall finishes. 2. All materials, dimensions & drawings are approximate. 3. Information is subject to change without notice, at developer's absolute discretion. 4. Actual area may vary from the stated area. 5. Drawing are not to scale. 6. All images used are for illustrative purpose only and do not represent the actual size, features, specifications, fittings and furnishings. 7. The developer reserves the right to make revisions/ alterations, at its absolute discretion, without any liability whatsoever.

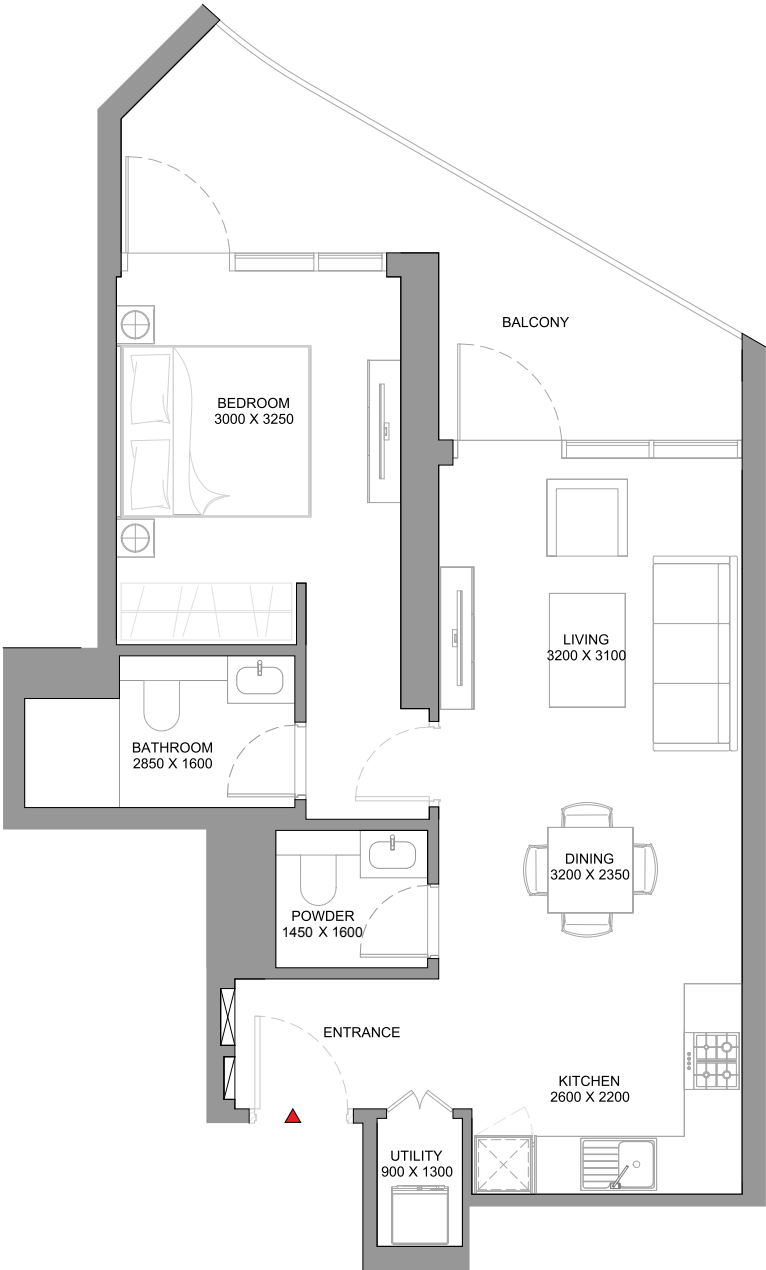


1 BEDROOM APARTMENT

TYPE C (with powder room + balcony) VARIANT 1

TOTAL SALEABLE AREA

SUITE RANGE = 612.25 SQ.FT. - 613.33 SQ.FT.  
BALCONY RANGE = 143.81 SQ.FT. - 145.96 SQ.FT.  
TOTAL RANGE = 757.14 SQ.FT. - 758.21 SQ.FT.



List of unit numbers with this unit plan:

VIEWS

Amenities

B701, B801, B901, B1001

Community

B1101, B1201, B1301, B1401, B1501, B1601, B1701, B1801, B1901, B2001, B2101



Disclaimer: 1. All dimensions are in metric, measured to wall finishes. 2. All materials, dimensions & drawings are approximate. 3. Information is subject to change without notice, at developer's absolute discretion. 4. Actual area may vary from the stated area. 5. Drawing are not to scale. 6. All images used are for illustrative purpose only and do not represent the actual size, features, specifications, fittings and furnishings. 7. The developer reserves the right to make revisions/ alterations, at its absolute discretion, without any liability whatsoever.



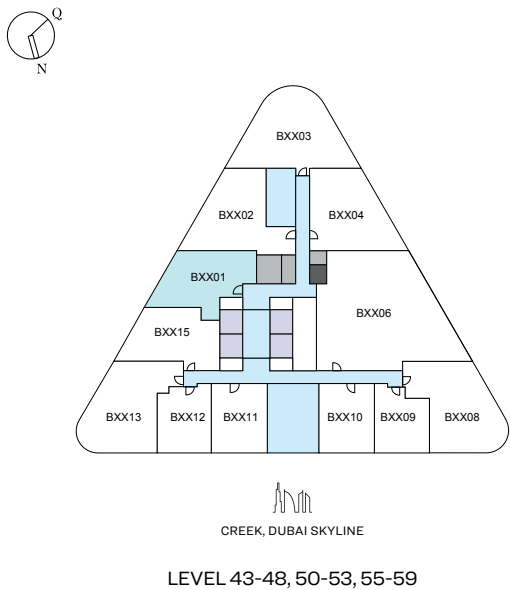
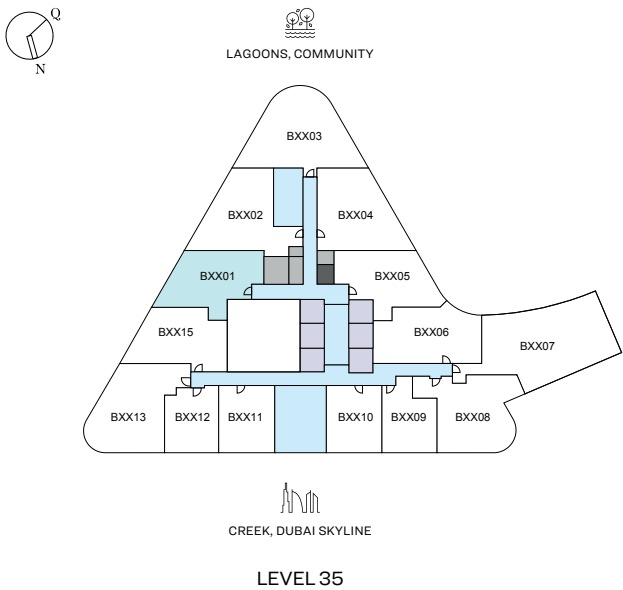
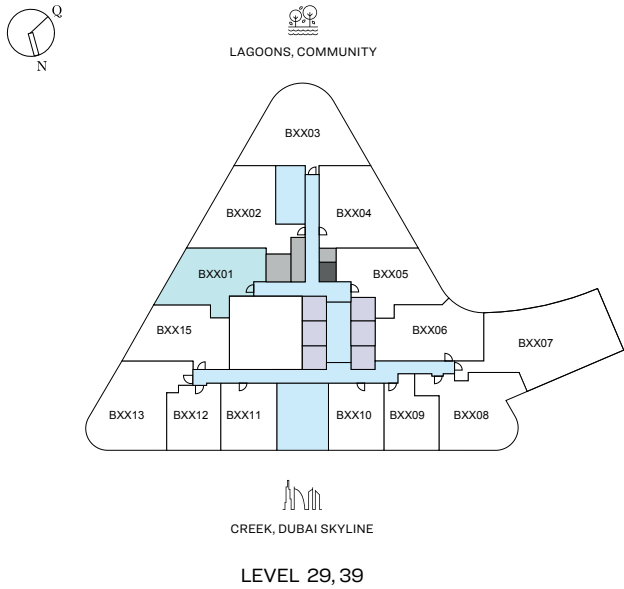
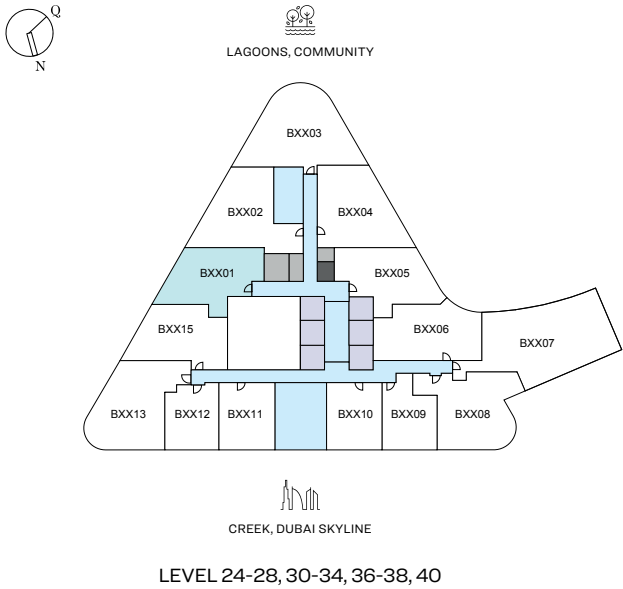
# 1 BEDROOM APARTMENT

TYPE C (with powder room + balcony) VARIANT 2

## TOTAL SALEABLE AREA

SUITE RANGE = 642.82 SQ.FT. - 645.08 SQ.FT.  
BALCONY RANGE = 120.45 SQ.FT. - 122.39 SQ.FT.  
TOTAL RANGE = 765.21 SQ.FT. - 765.53 SQ.FT.

UNIT



List of unit numbers with this unit plan:

## VIEWS

### Community

B2401, B2501, B2601, B2701, B2801, B2901, B3001, B3101, B3201, B3301, B3401, B3501, B3601, B3701, B3801, B3901, B4001, B4301, B4401, B4501, B4601, B4701, B4801, B4901, B5001, B5101, B5201, B5301, B5401, B5501, B5601, B5701, B5801, B5901

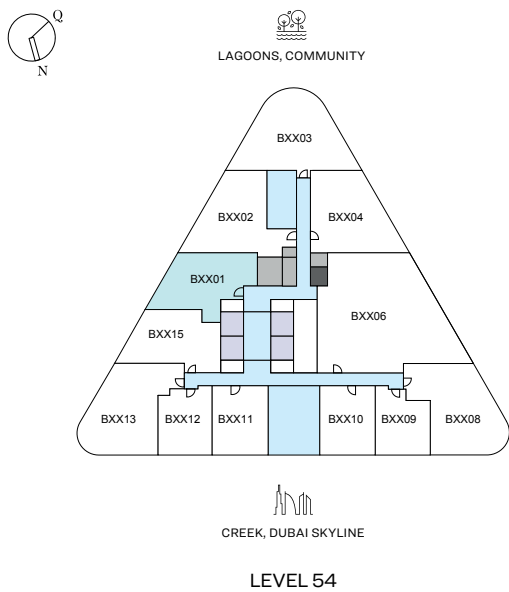
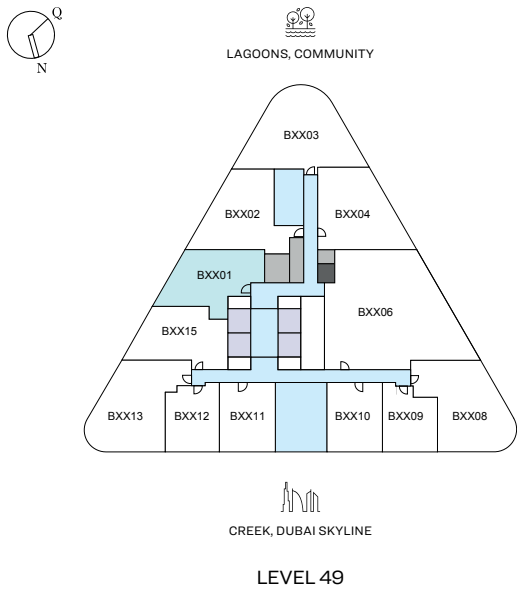
Disclaimer: 1. All dimensions are in metric, measured to wall finishes. 2. All materials, dimensions & drawings are approximate. 3. Information is subject to change without notice, at developer's absolute discretion. 4. Actual area may vary from the stated area. 5. Drawing are not to scale. 6. All images used are for illustrative purpose only and do not represent the actual size, features, specifications, fittings and furnishings. 7. The developer reserves the right to make revisions/ alterations, at its absolute discretion, without any liability whatsoever.



1 BEDROOM APARTMENT  
TYPE C (with powder room + balcony) VARIANT 2

**TOTAL SALEABLE AREA**  
SUITE RANGE = 642.82 SQ.FT. - 645.08 SQ.FT.  
BALCONY RANGE = 120.45 SQ.FT. - 122.39 SQ.FT.  
TOTAL RANGE = 765.21 SQ.FT. - 765.53 SQ.FT.

UNIT



List of unit numbers with this unit plan:

IEWS

**Community**  
B2401, B2501, B2601, B2701, B2801, B2901, B3001, B3101, B3201, B3301, B3401, B3501, B3601, B3701, B3801, B3901, B4001, B4301, B4401, B4501, B4601, B4701, B4801, B4901, B5001, B5101, B5201, B5301, B5401, B5501, B5601, B5701, B5801, B5901

Disclaimer: 1. All dimensions are in metric, measured to wall finishes. 2. All materials, dimensions & drawings are approximate. 3. Information is subject to change without notice, at developer's absolute discretion. 4. Actual area may vary from the stated area. 5. Drawing are not to scale. 6. All images used are for illustrative purpose only and do not represent the actual size, features, specifications, fittings and furnishings. 7. The developer reserves the right to make revisions/ alterations, at its absolute discretion, without any liability whatsoever.



1 BEDROOM APARTMENT

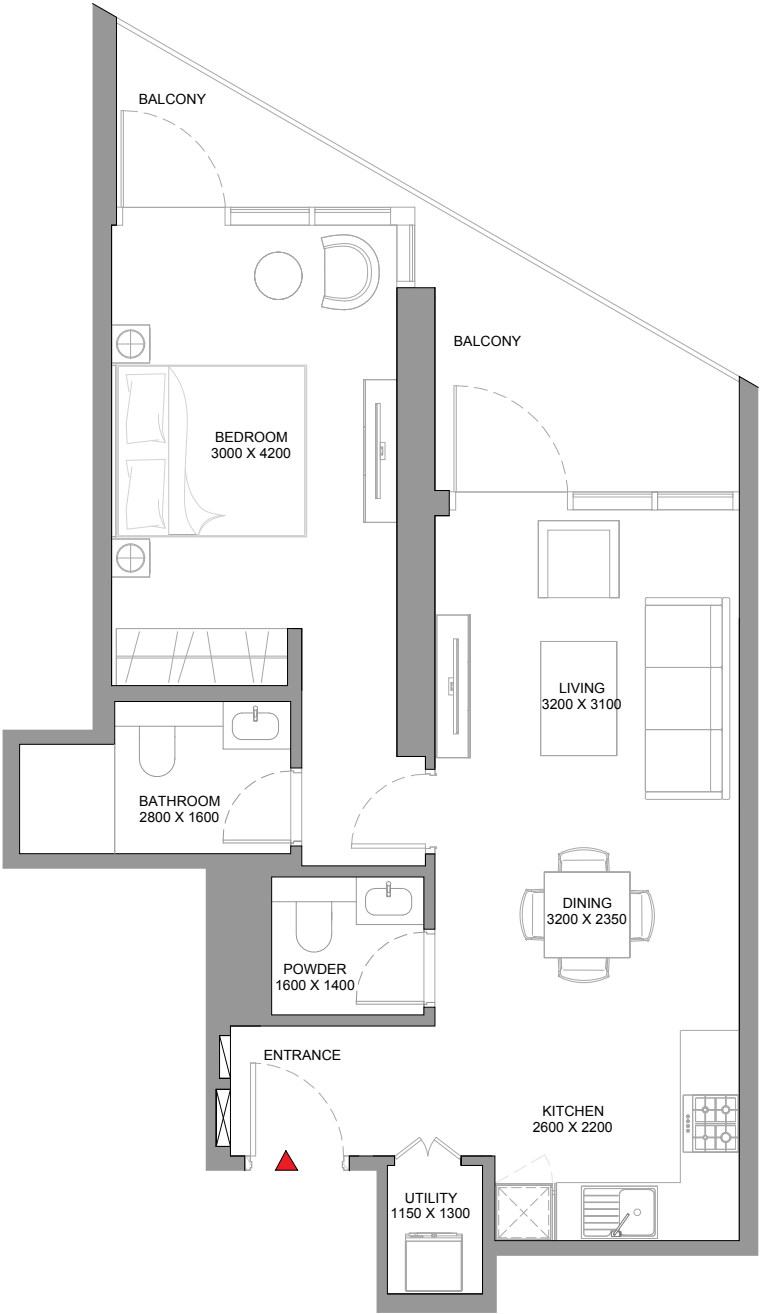
TYPE C (with powder room + balcony) VARIANT 2

TOTAL SALEABLE AREA

SUITE RANGE = 642.82 SQ.FT. - 645.08 SQ.FT.

BALCONY RANGE = 120.45 SQ.FT. - 122.39 SQ.FT.

TOTAL RANGE = 765.21 SQ.FT. - 765.53 SQ.FT.



List of unit numbers with this unit plan:

IEWS

Community

B2401, B2501, B2601, B2701, B2801, B2901, B3001, B3101, B3201, B3301, B3401, B3501, B3601, B3701, B3801, B3901, B4001, B4301, B4401, B4501, B4601, B4701, B4801, B4901, B5001, B5101, B5201, B5301, B5401, B5501, B5601, B5701, B5801, B5901

Disclaimer: 1. All dimensions are in metric, measured to wall finishes. 2. All materials, dimensions & drawings are approximate. 3. Information is subject to change without notice, at developer's absolute discretion. 4. Actual area may vary from the stated area. 5. Drawing are not to scale. 6. All images used are for illustrative purpose only and do not represent the actual size, features, specifications, fittings and furnishings. 7. The developer reserves the right to make revisions/ alterations, at its absolute discretion, without any liability whatsoever.



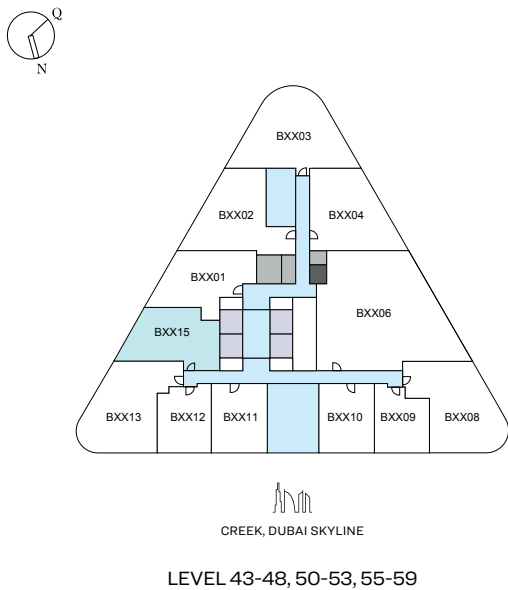
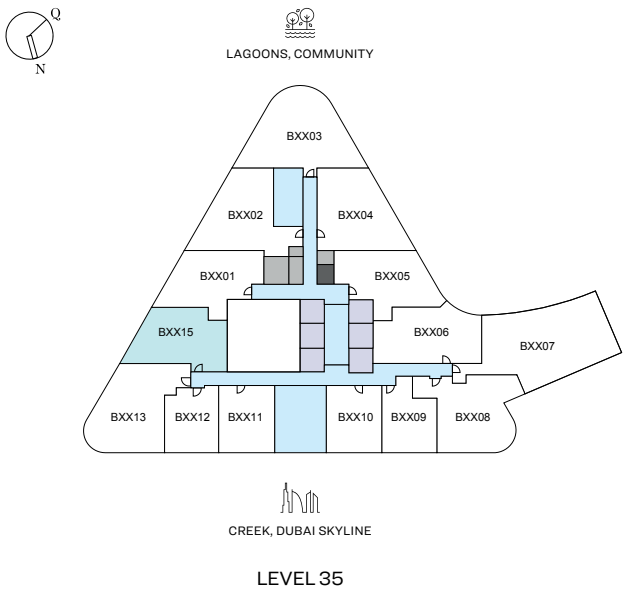
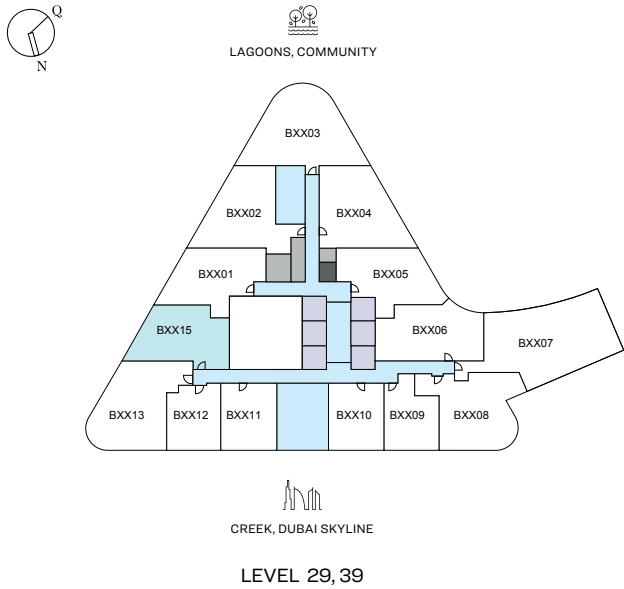
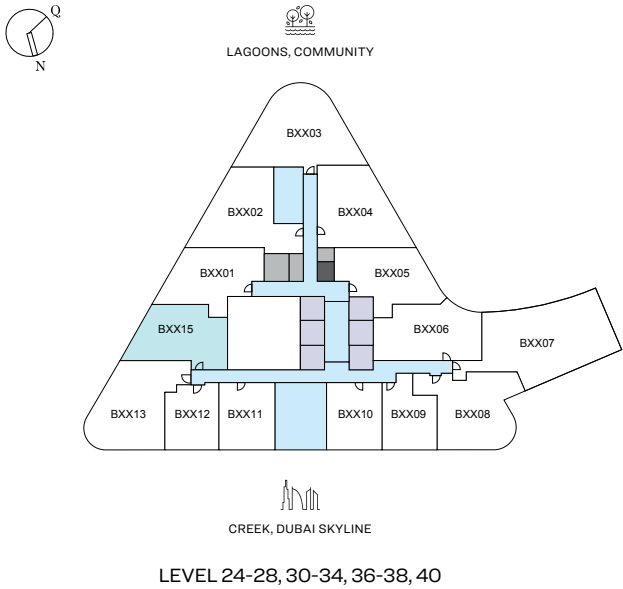
# 1 BEDROOM APARTMENT

TYPE D (with powder room + balcony)

## TOTAL SALEABLE AREA

SUITE RANGE = 672.21 SQ.FT. - 674.36 SQ.FT.  
BALCONY RANGE = 125.61 SQ.FT. - 127.66 SQ.FT.  
TOTAL RANGE = 799.87 SQ.FT. - 799.97 SQ.FT.

UNIT



List of unit numbers with this unit plan:

## VIEWS

### Community, Lagoon

B2415, B2515, B2615, B2715, B2815, B2915, B3015, B3115, B3215, B3315, B3415, B3515, B3615, B3715, B3815, B3915, B4015, B4315, B4415, B4515, B4615, B4715, B4815, B4915, B5015, B5115, B5215, B5315, B5415, B5515, B5615, B5715, B5815, B5915

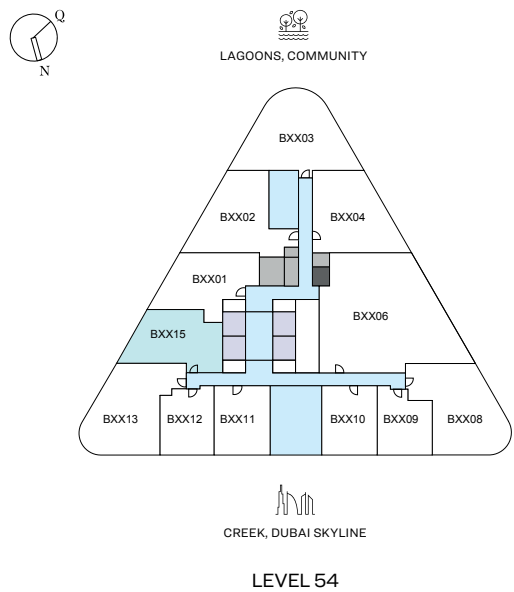
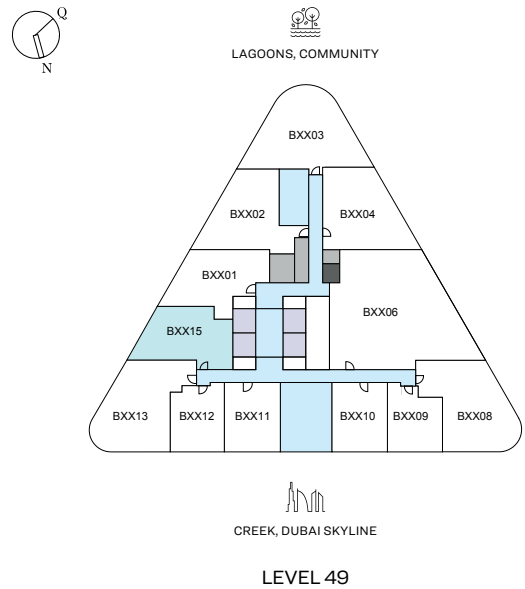
Disclaimer: 1. All dimensions are in metric, measured to wall finishes. 2. All materials, dimensions & drawings are approximate. 3. Information is subject to change without notice, at developer's absolute discretion. 4. Actual area may vary from the stated area. 5. Drawing are not to scale. 6. All images used are for illustrative purpose only and do not represent the actual size, features, specifications, fittings and furnishings. 7. The developer reserves the right to make revisions/ alterations, at its absolute discretion, without any liability whatsoever.



1 BEDROOM APARTMENT  
TYPE D (with powder room + balcony)

**TOTAL SALEABLE AREA**  
SUITE RANGE = 672.21 SQ.FT. - 674.36 SQ.FT.  
BALCONY RANGE = 125.61 SQ.FT. - 127.66 SQ.FT.  
TOTAL RANGE = 799.87 SQ.FT. - 799.97 SQ.FT.

UNIT



List of unit numbers with this unit plan:

IEWS

Community, Lagoon

B2415, B2515, B2615, B2715, B2815, B2915, B3015, B3115, B3215, B3315, B3415, B3515, B3615, B3715, B3815, B3915, B4015, B4315, B4415, B4515, B4615, B4715, B4815, B4915, B5015, B5115, B5215, B5315, B5415, B5515, B5615, B5715, B5815, B5915

Disclaimer: 1. All dimensions are in metric, measured to wall finishes. 2. All materials, dimensions & drawings are approximate. 3. Information is subject to change without notice, at developer's absolute discretion. 4. Actual area may vary from the stated area. 5. Drawing are not to scale. 6. All images used are for illustrative purpose only and do not represent the actual size, features, specifications, fittings and furnishings. 7. The developer reserves the right to make revisions/ alterations, at its absolute discretion, without any liability whatsoever.



1 BEDROOM APARTMENT  
TYPE D (with powder room + balcony)

**TOTAL SALEABLE AREA**  
SUITE RANGE = 672.21 SQ.FT. - 674.36 SQ.FT.  
BALCONY RANGE = 125.61 SQ.FT. - 127.66 SQ.FT.  
TOTAL RANGE = 799.87 SQ.FT. - 799.97 SQ.FT.



List of unit numbers with this unit plan:

IEWS

Community, Lagoon

B2415, B2515, B2615, B2715, B2815, B2915, B3015, B3115, B3215, B3315, B3415, B3515, B3615, B3715, B3815, B3915, B4015, B4315, B4415, B4515, B4615, B4715, B4815, B4915, B5015, B5115, B5215, B5315, B5415, B5515, B5615, B5715, B5815, B5915

Disclaimer: 1. All dimensions are in metric, measured to wall finishes. 2. All materials, dimensions & drawings are approximate. 3. Information is subject to change without notice, at developer's absolute discretion. 4. Actual area may vary from the stated area. 5. Drawing are not to scale. 6. All images used are for illustrative purpose only and do not represent the actual size, features, specifications, fittings and furnishings. 7. The developer reserves the right to make revisions/ alterations, at its absolute discretion, without any liability whatsoever.

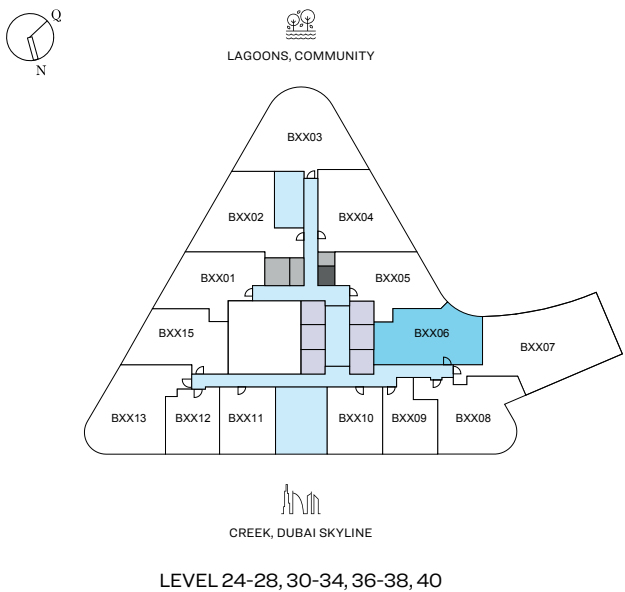
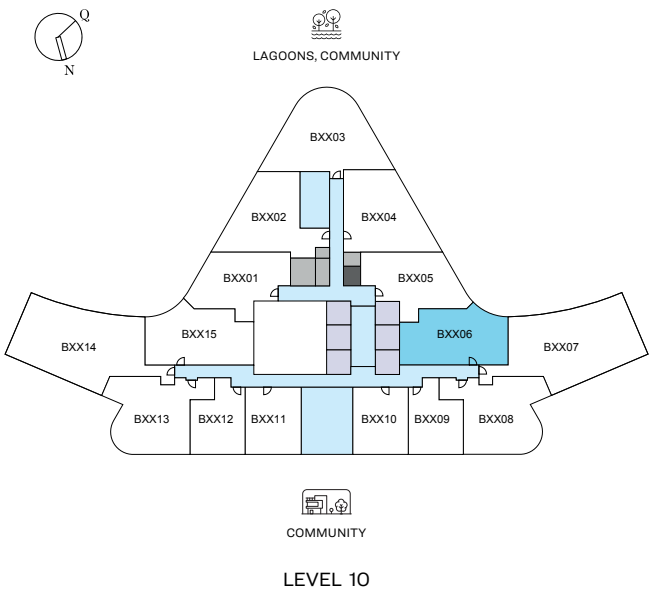
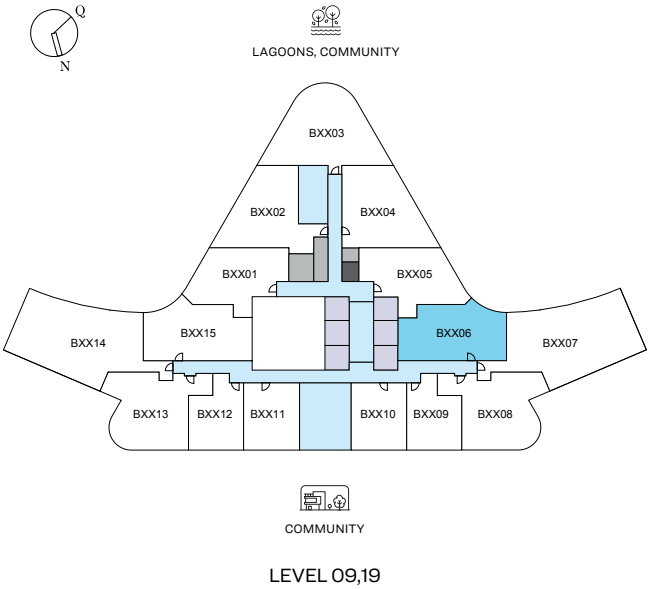
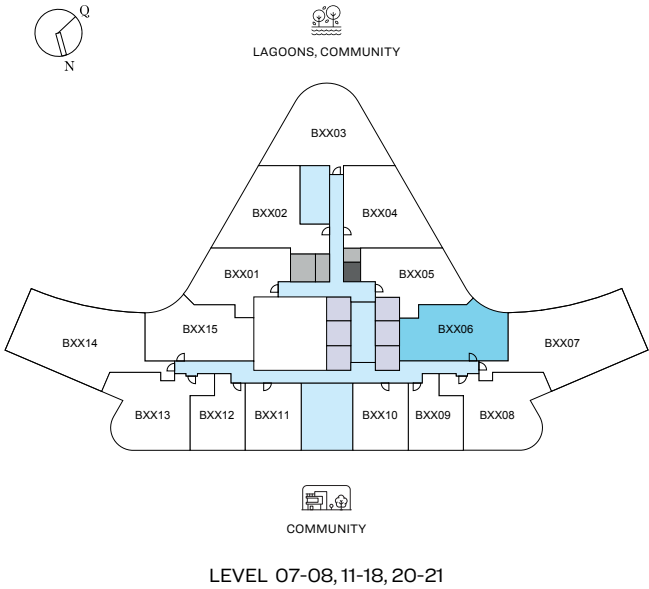
# 1.5 BEDROOM APARTMENT

TYPE A (with study room and powder + balcony)

## TOTAL SALEABLE AREA

SUITE RANGE = 745.08 SQ.FT. - 751.64 SQ.FT.  
BALCONY RANGE = 146.39 SQ.FT. - 148.97 SQ.FT.  
TOTAL RANGE = 891.47 SQ.FT. - 900.61 SQ.FT.

UNIT



List of unit numbers with this unit plan:

## VIEWS

**Amenities, Lagoon**  
B706, B806, B906, B1006

**Community, Lagoon**  
B1106, B1206, B1306, B1406, B1506, B1606, B1706, B1806, B1906, B2006, B2106, B2406, B2506, B2606, B2706, B2806, B2906, B3006, B3106, B3206, B3306, B3406, B3506, B3606, B3706, B3806, B3906, B4006

Disclaimer: 1. All dimensions are in metric, measured to wall finishes. 2. All materials, dimensions & drawings are approximate. 3. Information is subject to change without notice, at developer's absolute discretion. 4. Actual area may vary from the stated area. 5. Drawing are not to scale. 6. All images used are for illustrative purpose only and do not represent the actual size, features, specifications, fittings and furnishings. 7. The developer reserves the right to make revisions/ alterations, at its absolute discretion, without any liability whatsoever.



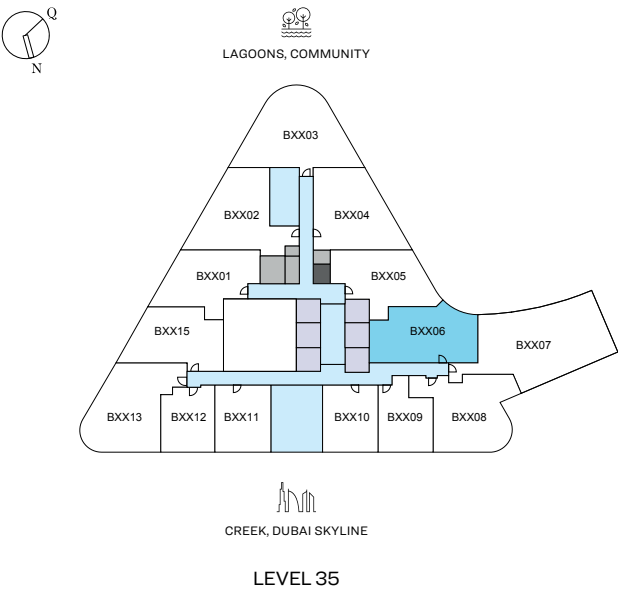
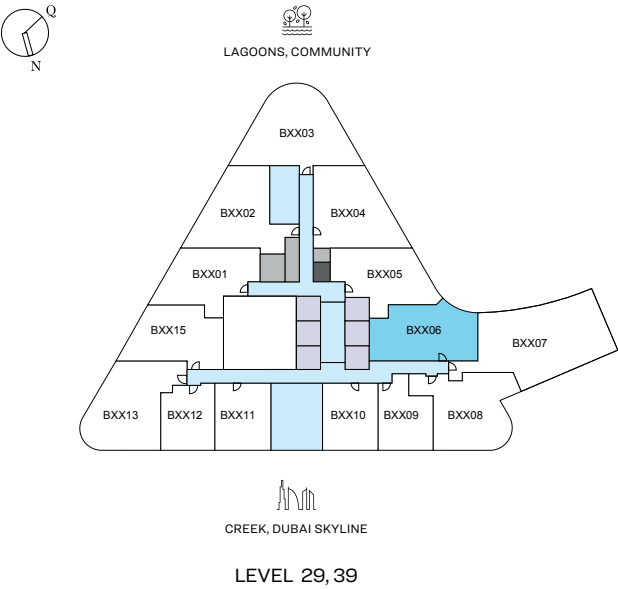
1.5 BEDROOM APARTMENT

TYPE A (with study room and powder + balcony)

TOTAL SALEABLE AREA

SUITE RANGE = 745.08 SQ.FT. - 751.64 SQ.FT.  
BALCONY RANGE = 146.39 SQ.FT. - 148.97 SQ.FT.  
TOTAL RANGE = 891.47 SQ.FT. - 900.61 SQ.FT.

UNIT



List of unit numbers with this unit plan:

VIEWS

Amenities, Lagoon  
B706, B806, B906, B1006

Community, Lagoon  
B1106, B1206, B1306, B1406, B1506, B1606, B1706, B1806, B1906, B2006, B2106, B2406, B2506, B2606, B2706, B2806, B2906, B3006, B3106, B3206, B3306, B3406, B3506, B3606, B3706, B3806, B3906, B4006

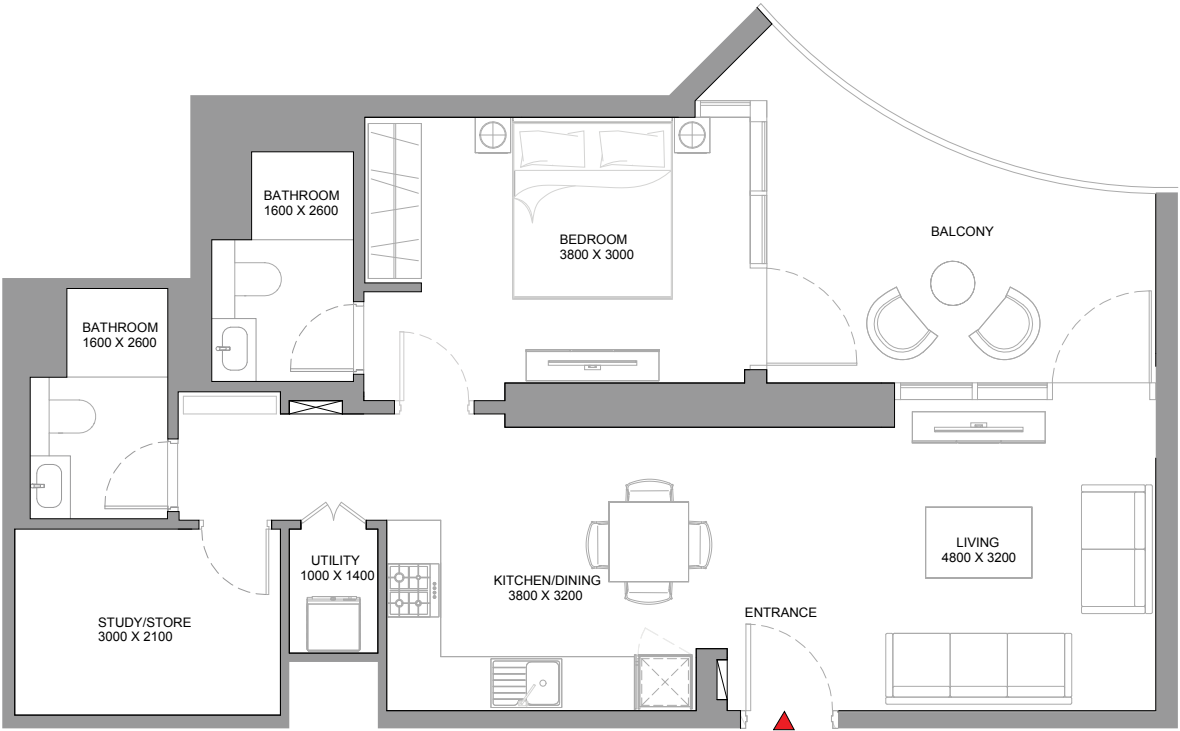
Disclaimer: 1. All dimensions are in metric, measured to wall finishes. 2. All materials, dimensions & drawings are approximate. 3. Information is subject to change without notice, at developer's absolute discretion. 4. Actual area may vary from the stated area. 5. Drawing are not to scale. 6. All images used are for illustrative purpose only and do not represent the actual size, features, specifications, fittings and furnishings. 7. The developer reserves the right to make revisions/ alterations, at its absolute discretion, without any liability whatsoever.

1.5 BEDROOM APARTMENT

TYPE A (with study room and powder + balcony)

TOTAL SALEABLE AREA

SUITE RANGE = 745.08 SQ.FT. - 751.64 SQ.FT.  
BALCONY RANGE = 146.39 SQ.FT. - 148.97 SQ.FT.  
TOTAL RANGE = 891.47 SQ.FT. - 900.61 SQ.FT.



List of unit numbers with this unit plan:

VIEWS

Amenities, Lagoon  
B706, B806, B906, B1006

Community, Lagoon  
B1106, B1206, B1306, B1406, B1506, B1606, B1706, B1806, B1906, B2006, B2106, B2406, B2506, B2606, B2706, B2806, B2906, B3006, B3106, B3206, B3306, B3406, B3506, B3606, B3706, B3806, B3906, B4006



Disclaimer: 1. All dimensions are in metric, measured to wall finishes. 2. All materials, dimensions & drawings are approximate. 3. Information is subject to change without notice, at developer's absolute discretion. 4. Actual area may vary from the stated area. 5. Drawing are not to scale. 6. All images used are for illustrative purpose only and do not represent the actual size, features, specifications, fittings and furnishings. 7. The developer reserves the right to make revisions/ alterations, at its absolute discretion, without any liability whatsoever.



# 1.5 BEDROOM APARTMENT

## TYPE A (with study room and powder + balcony) VARIANT 1

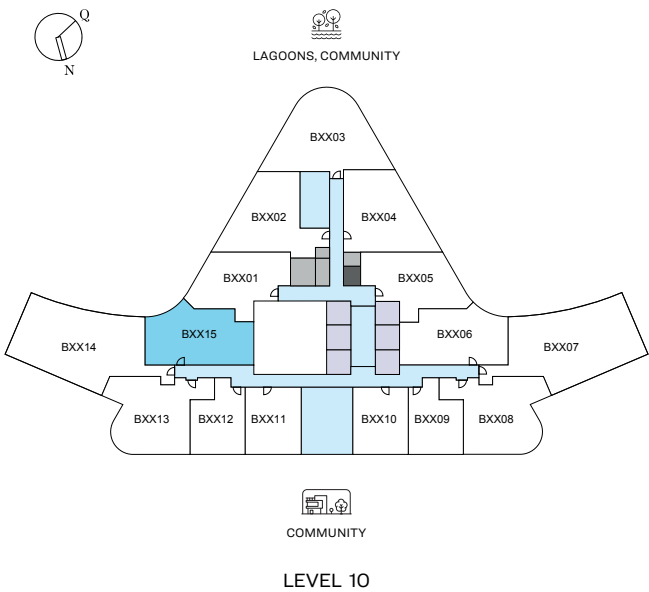
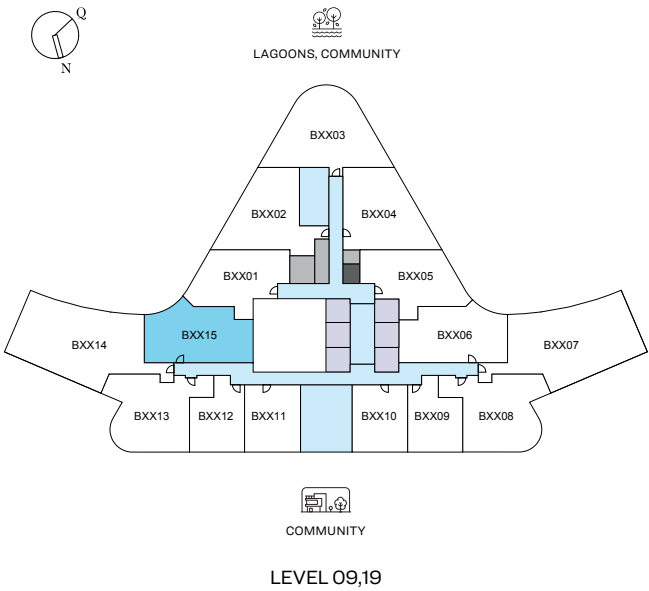
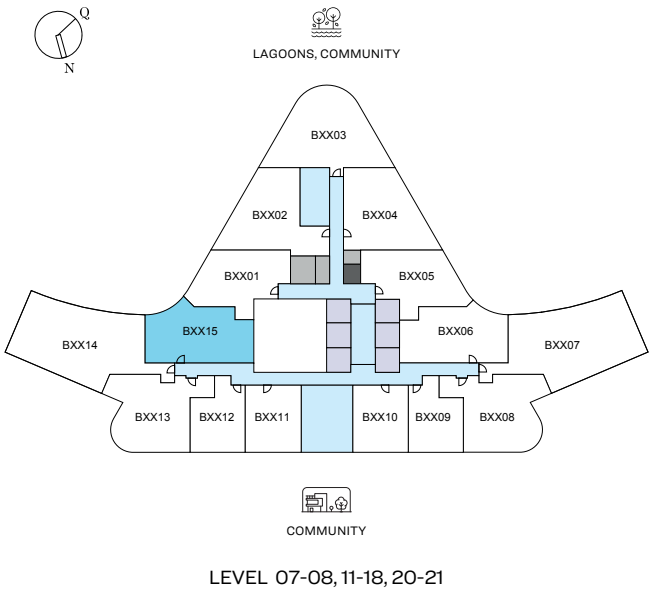
**TOTAL SALEABLE AREA**

SUITE RANGE = 745.08 SQ.FT. - 751.64 SQ.FT.

BALCONY RANGE = 146.39 SQ.FT. - 148.86 SQ.FT.

TOTAL RANGE = 891.47 SQ.FT. - 900.50 SQ.FT.

UNIT



List of unit numbers with this unit plan:

### VIEWS

**Amenities, Lagoon**  
 B715, B815, B915, B1015

**Community, Lagoon**  
 B1115, B1215, B1315, B1415, B1515, B1615, B1715, B1815, B1915, B2015, B2115

Disclaimer: 1. All dimensions are in metric, measured to wall finishes. 2. All materials, dimensions & drawings are approximate. 3. Information is subject to change without notice, at developer's absolute discretion. 4. Actual area may vary from the stated area. 5. Drawing are not to scale. 6. All images used are for illustrative purpose only and do not represent the actual size, features, specifications, fittings and furnishings. 7. The developer reserves the right to make revisions/ alterations, at its absolute discretion, without any liability whatsoever.

1.5 BEDROOM APARTMENT

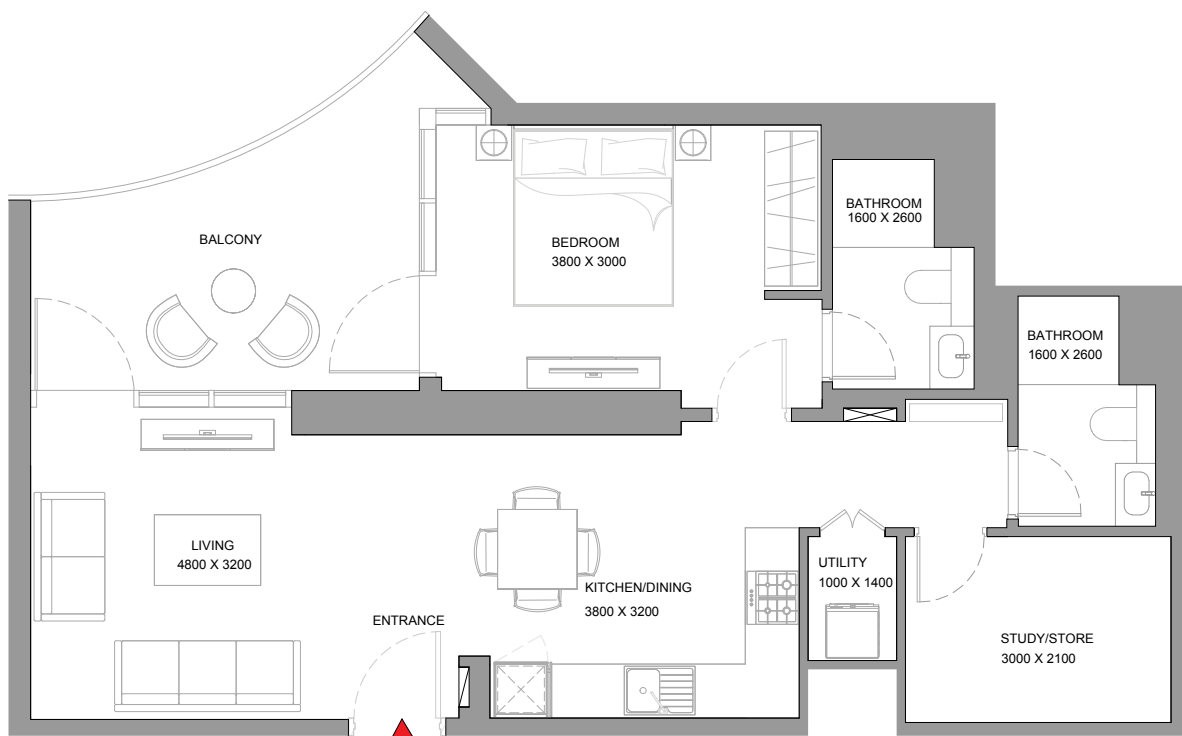
TYPE A (with study room and powder + balcony) VARIANT 1

TOTAL SALEABLE AREA

SUITE RANGE = 745.08 SQ.FT. - 751.64 SQ.FT.

BALCONY RANGE = 146.39 SQ.FT. - 148.86 SQ.FT.

TOTAL RANGE = 891.47 SQ.FT. - 900.50 SQ.FT.



List of unit numbers with this unit plan:

VIEWS

Amenities, Lagoon

B715, B815, B915, B1015

Community, Lagoon

B1115, B1215, B1315, B1415, B1515, B1615, B1715, B1815, B1915, B2015, B2115



Disclaimer: 1. All dimensions are in metric, measured to wall finishes. 2. All materials, dimensions & drawings are approximate. 3. Information is subject to change without notice, at developer's absolute discretion. 4. Actual area may vary from the stated area. 5. Drawing are not to scale. 6. All images used are for illustrative purpose only and do not represent the actual size, features, specifications, fittings and furnishings. 7. The developer reserves the right to make revisions/ alterations, at its absolute discretion, without any liability whatsoever.



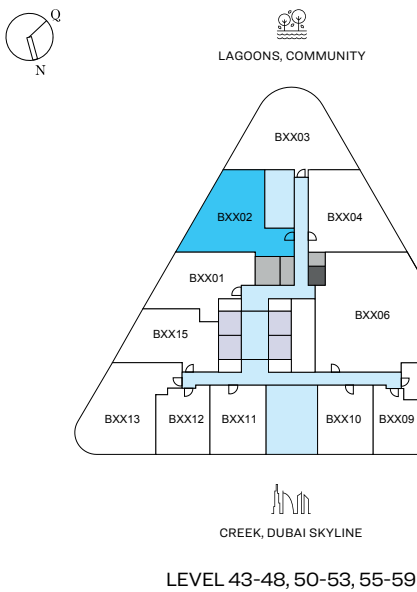
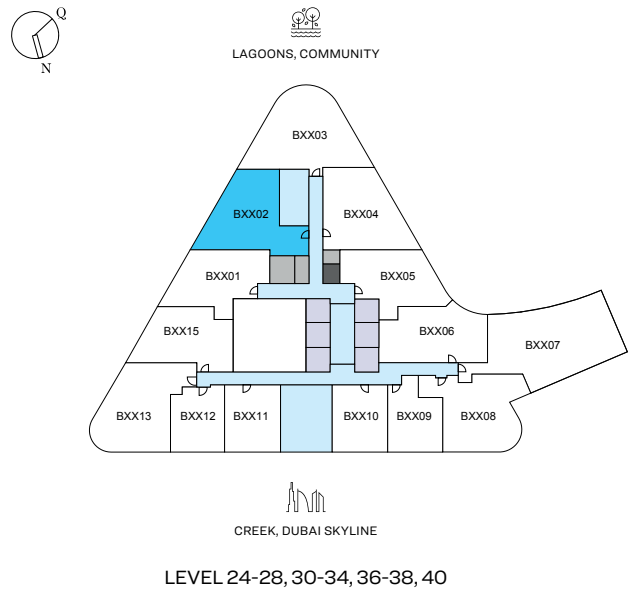
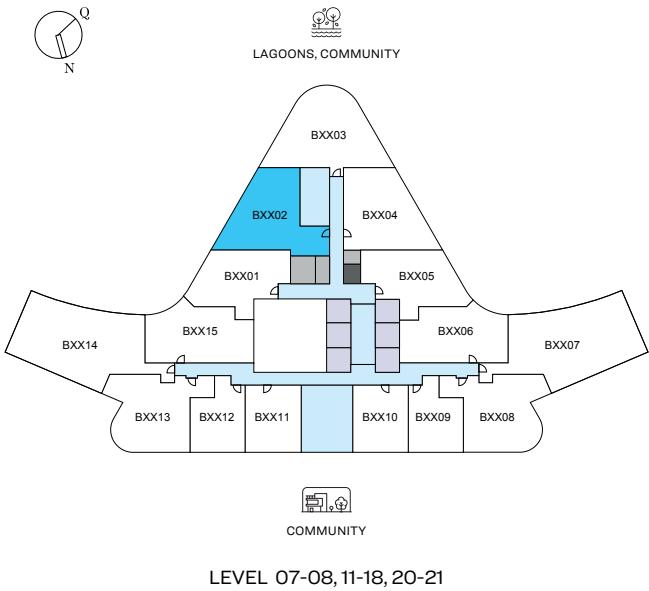
2 BEDROOM APARTMENT

TYPE A (with store room and shared powder + balcony)

TOTAL SALEABLE AREA

SUITE RANGE = 849.60 SQ.FT. - 854.22 SQ.FT.  
BALCONY RANGE = 123.03 SQ.FT. - 126.37 SQ.FT.  
TOTAL RANGE = 975.97 SQ.FT. - 977.25 SQ.FT.

UNIT



List of unit numbers with this unit plan:

VIEWS

Amenities  
B702, B802

Community  
B1102, B1202, B1302, B1402, B1502, B1602, B1702, B1802, B2002, B2102, B2402, B2502, B2602, B2702, B2802, B3002, B3102, B3202, B3302, B3402, B3602, B3702, B3802, B4002, B4302, B4402, B4502, B4602, B4702, B4802, B5002, B5102, B5202, B5302, B5502, B5602, B5702, B5802, B5902

Disclaimer: 1. All dimensions are in metric, measured to wall finishes. 2. All materials, dimensions & drawings are approximate. 3. Information is subject to change without notice, at developer's absolute discretion. 4. Actual area may vary from the stated area. 5. Drawing are not to scale. 6. All images used are for illustrative purpose only and do not represent the actual size, features, specifications, fittings and furnishings. 7. The developer reserves the right to make revisions/ alterations, at its absolute discretion, without any liability whatsoever.

2 BEDROOM APARTMENT

TYPE A (with store room and shared powder + balcony)

TOTAL SALEABLE AREA

SUITE RANGE = 849.60 SQ.FT. - 854.22 SQ.FT.

BALCONY RANGE = 123.03 SQ.FT. - 126.37 SQ.FT.

TOTAL RANGE = 975.97 SQ.FT. - 977.25 SQ.FT.



List of unit numbers with this unit plan:

VIEWS

Amenities

B702, B802

Community

B1102, B1202, B1302, B1402, B1502, B1602, B1702, B1802, B2002, B2102, B2402, B2502, B2602, B2702, B2802, B3002, B3102, B3202, B3302, B3402, B3602, B3702, B3802, B4002, B4302, B4402, B4502, B4602, B4702, B4802, B5002, B5102, B5202, B5302, B5502, B5602, B5702, B5802, B5902



Disclaimer: 1. All dimensions are in metric, measured to wall finishes. 2. All materials, dimensions & drawings are approximate. 3. Information is subject to change without notice, at developer's absolute discretion. 4. Actual area may vary from the stated area. 5. Drawing are not to scale. 6. All images used are for illustrative purpose only and do not represent the actual size, features, specifications, fittings and furnishings. 7. The developer reserves the right to make revisions/ alterations, at its absolute discretion, without any liability whatsoever.

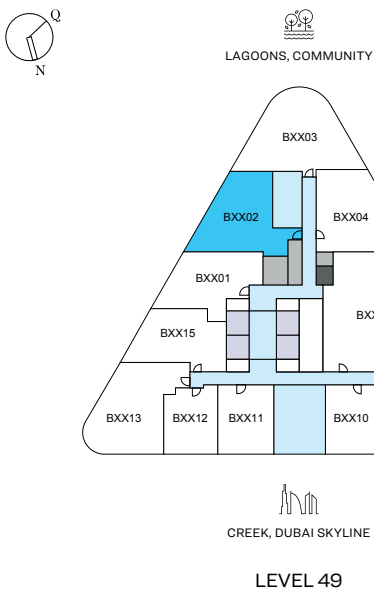
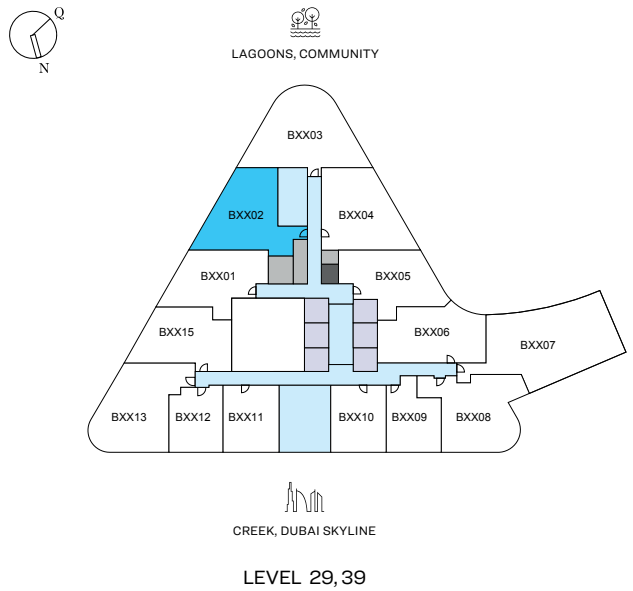
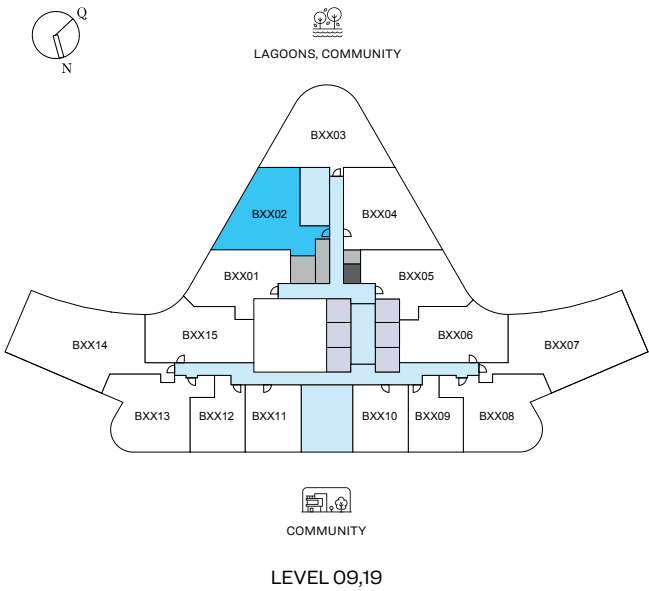


2 BEDROOM APARTMENT  
TYPE A (with shared powder + balcony) VARIANT 1

TOTAL SALEABLE AREA

SUITE = 812.24 SQ.FT.  
BALCONY = 126.37 SQ.FT.  
TOTAL = 938.61 SQ.FT.

UNIT



List of unit numbers with this unit plan:

VIEWS

Amenities  
B902

Community  
B1902, B2902, B3902, B4902

Disclaimer: 1. All dimensions are in metric, measured to wall finishes. 2. All materials, dimensions & drawings are approximate. 3. Information is subject to change without notice, at developer's absolute discretion. 4. Actual area may vary from the stated area. 5. Drawing are not to scale. 6. All images used are for illustrative purpose only and do not represent the actual size, features, specifications, fittings and furnishings. 7. The developer reserves the right to make revisions/ alterations, at its absolute discretion, without any liability whatsoever.

2 BEDROOM APARTMENT

TYPE A (with shared powder + balcony) VARIANT 1

TOTAL SALEABLE AREA

SUITE = 812.24 SQ.FT.

BALCONY = 126.37 SQ.FT.

TOTAL = 938.61 SQ.FT.



List of unit numbers with this unit plan:

VIEWS

Amenities

B902

Community

B1902, B2902, B3902, B4902



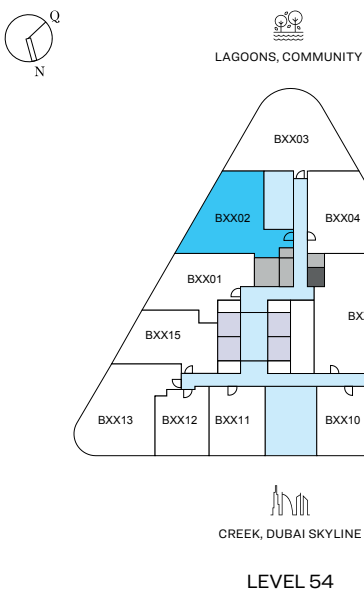
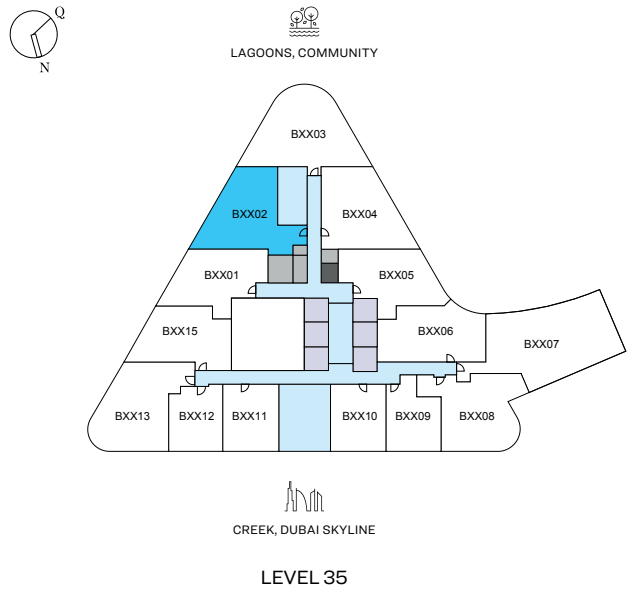
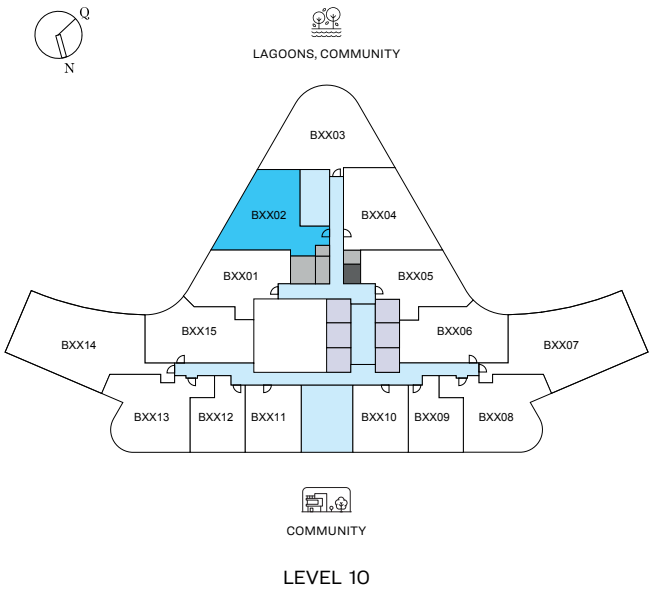
Disclaimer: 1. All dimensions are in metric, measured to wall finishes. 2. All materials, dimensions & drawings are approximate. 3. Information is subject to change without notice, at developer's absolute discretion. 4. Actual area may vary from the stated area. 5. Drawing are not to scale. 6. All images used are for illustrative purpose only and do not represent the actual size, features, specifications, fittings and furnishings. 7. The developer reserves the right to make revisions/ alterations, at its absolute discretion, without any liability whatsoever.



2 BEDROOM APARTMENT  
TYPE A (with sstore room and shared powder + balcony) VARIANT 2

TOTAL SALEABLE AREA  
SUITE = 826.02 SQ.FT.  
BALCONY = 126.37 SQ.FT.  
TOTAL = 952.39 SQ.FT.

UNIT



List of unit numbers with this unit plan:

VIEWS

Amenities

B1002

Community

B3502, B5402

Disclaimer: 1. All dimensions are in metric, measured to wall finishes. 2. All materials, dimensions & drawings are approximate. 3. Information is subject to change without notice, at developer's absolute discretion. 4. Actual area may vary from the stated area. 5. Drawing are not to scale. 6. All images used are for illustrative purpose only and do not represent the actual size, features, specifications, fittings and furnishings. 7. The developer reserves the right to make revisions/ alterations, at its absolute discretion, without any liability whatsoever.

2 BEDROOM APARTMENT

TYPE A (with sstore room and shared powder + balcony) VARIANT 2

TOTAL SALEABLE AREA

SUITE = 826.02 SQ.FT.  
BALCONY = 126.37 SQ.FT.  
TOTAL = 952.39 SQ.FT.



List of unit numbers with this unit plan:

VIEWS

Amenities  
B1002

Community  
B3502, B5402



Disclaimer: 1. All dimensions are in metric, measured to wall finishes. 2. All materials, dimensions & drawings are approximate. 3. Information is subject to change without notice, at developer's absolute discretion. 4. Actual area may vary from the stated area. 5. Drawing are not to scale. 6. All images used are for illustrative purpose only and do not represent the actual size, features, specifications, fittings and furnishings. 7. The developer reserves the right to make revisions/ alterations, at its absolute discretion, without any liability whatsoever.



## 2 BEDROOM APARTMENT

TYPE B (with shared powder + balcony)

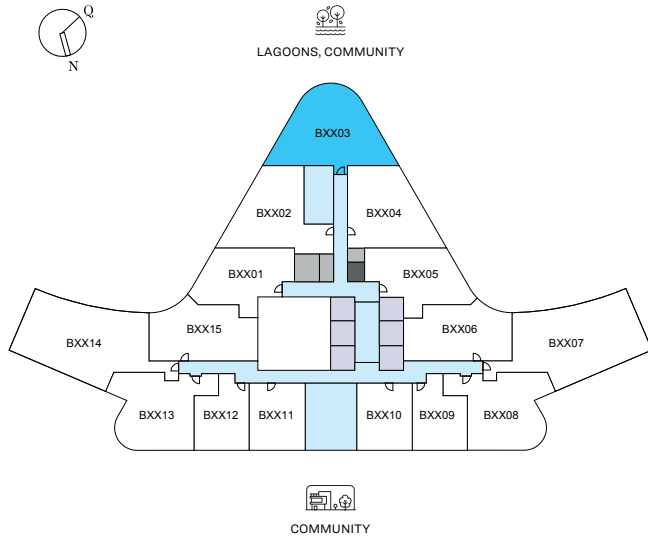
### TOTAL SALEABLE AREA

SUITE RANGE = 1040.01 SQ.FT. - 1044.21 SQ.FT.

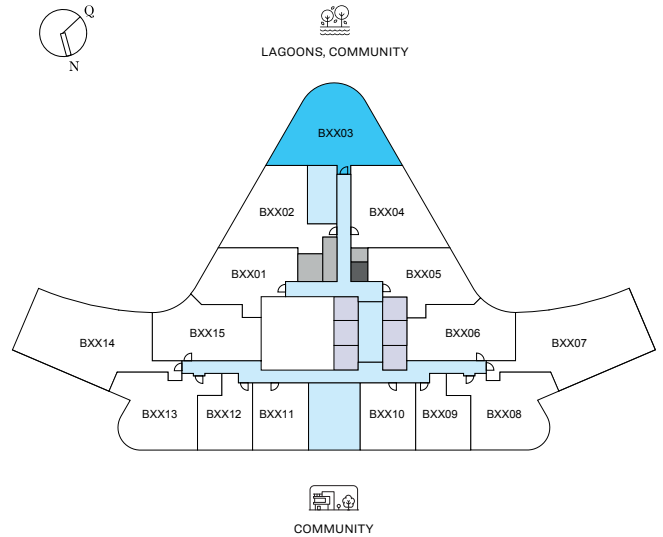
BALCONY RANGE = 84.39 SQ.FT. - 86.65 SQ.FT.

TOTAL RANGE = 1126.66 SQ.FT. - 1128.60 SQ.FT.

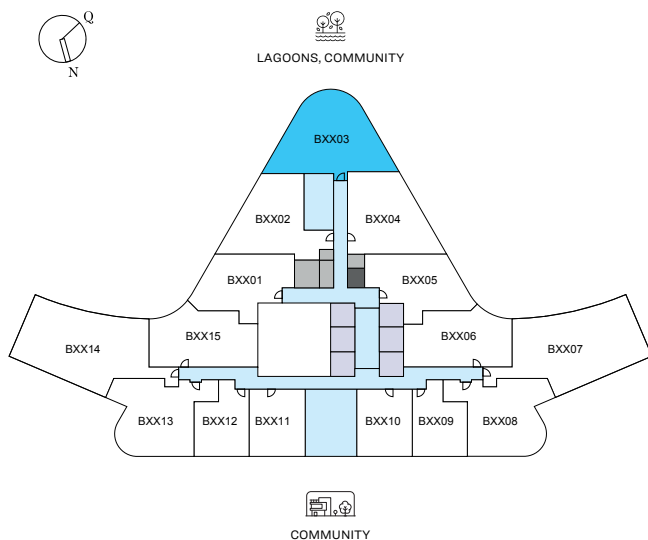
UNIT



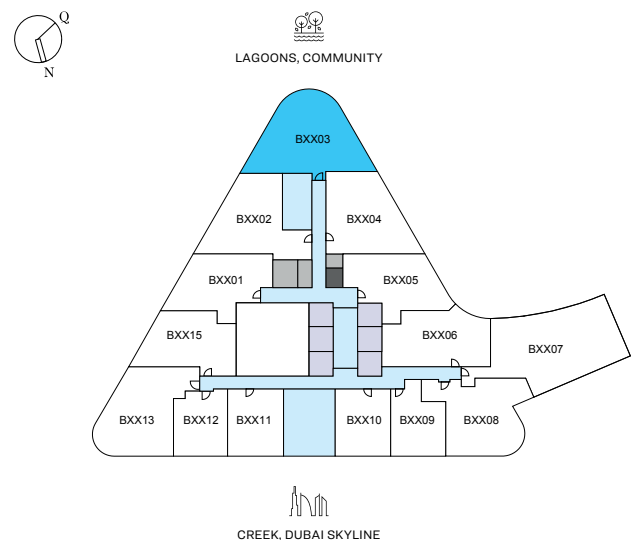
LEVEL 07-08, 11-18, 20-21



LEVEL 09, 19



LEVEL 10



LEVEL 24-28, 30-34, 36-38, 40

List of unit numbers with this unit plan:

### VIEWS

180 degrees view (Amenities, Lagoon)

B803, B903, B1003

180 degrees view (Community, Lagoon)

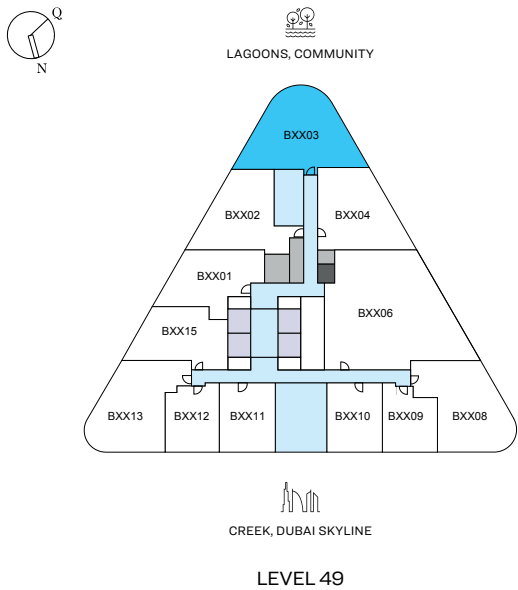
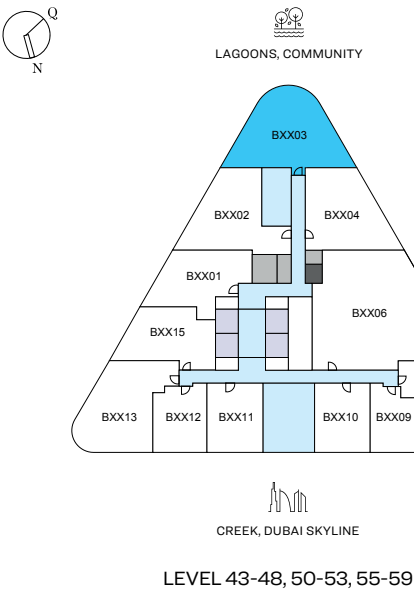
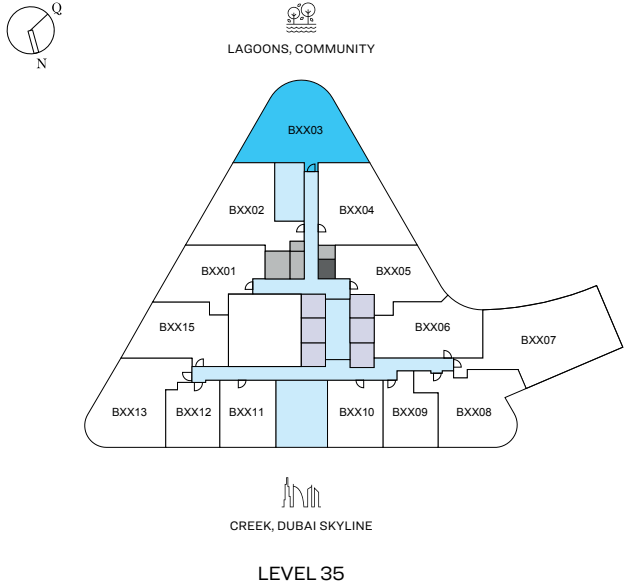
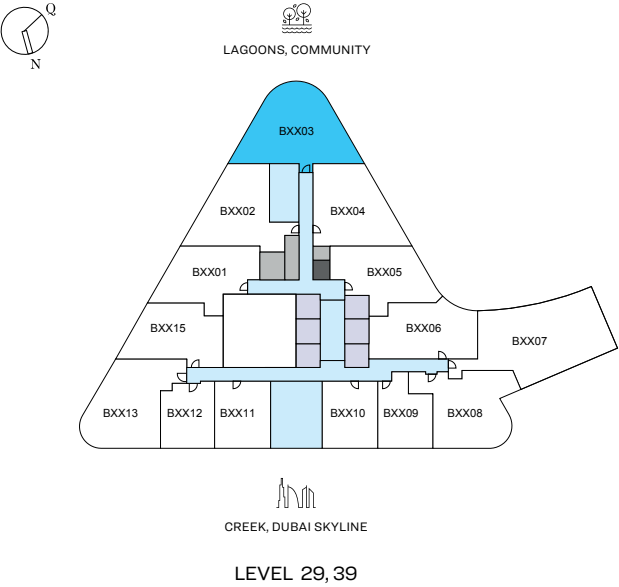
B1103, B1203, B1303, B1403, B1503, B1603, B1703, B1803, B1903, B2003, B2103, B2403, B2503, B2603, B2703, B2803, B2903, B3003, B3103, B3203, B3303, B3403, B3503, B3603, B3703, B3803, B3903, B4003, B4303, B4403, B4503, B4603, B4703, B4803, B4903, B5003, B5103, B5203, B5303, B5403, B5503, B5603, B5703, B5803, B5903

2 BEDROOM APARTMENT  
TYPE B (with shared powder + balcony)

TOTAL SALEABLE AREA

SUITE RANGE = 1040.01 SQ.FT. - 1044.21 SQ.FT.  
BALCONY RANGE = 84.39 SQ.FT. - 86.65 SQ.FT.  
TOTAL RANGE = 1126.66 SQ.FT. - 1128.60 SQ.FT.

UNIT



List of unit numbers with this unit plan:

VIEWS

180 degrees view (Amenities, Lagoon)  
B803, B903, B1003

180 degrees view (Community, Lagoon)  
B1103, B1203, B1303, B1403, B1503, B1603, B1703, B1803, B1903, B2003, B2103, B2403, B2503, B2603, B2703, B2803, B2903, B3003, B3103, B3203, B3303, B3403, B3503, B3603, B3703, B3803, B3903, B4003, B4303, B4403, B4503, B4603, B4703, B4803, B4903, B5003, B5103, B5203, B5303, B5403, B5503, B5603, B5703, B5803, B5903

Disclaimer: 1. All dimensions are in metric, measured to wall finishes. 2. All materials, dimensions & drawings are approximate. 3. Information is subject to change without notice, at developer's absolute discretion. 4. Actual area may vary from the stated area. 5. Drawing are not to scale. 6. All images used are for illustrative purpose only and do not represent the actual size, features, specifications, fittings and furnishings. 7. The developer reserves the right to make revisions/ alterations, at its absolute discretion, without any liability whatsoever.



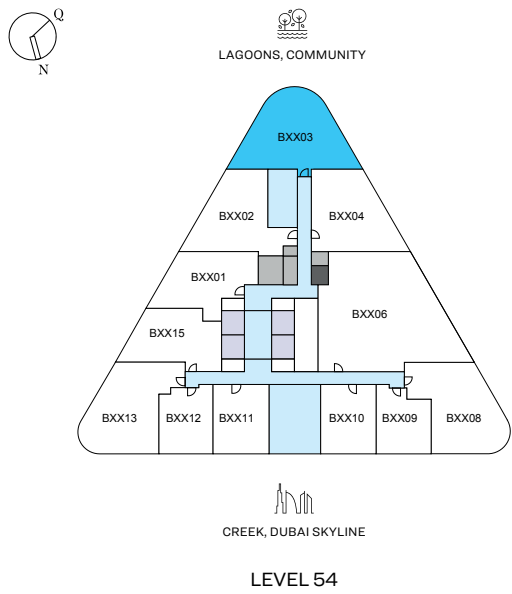
2 BEDROOM APARTMENT

TYPE B (with shared powder + balcony)

TOTAL SALEABLE AREA

SUITE RANGE = 1040.01 SQ.FT. - 1044.21 SQ.FT.  
BALCONY RANGE = 84.39 SQ.FT. - 86.65 SQ.FT.  
TOTAL RANGE = 1126.66 SQ.FT. - 1128.60 SQ.FT.

UNIT



List of unit numbers with this unit plan:

VIEWS

180 degrees view (Amenities, Lagoon)  
B803, B903, B1003

180 degrees view (Community, Lagoon)  
B1103, B1203, B1303, B1403, B1503, B1603, B1703, B1803, B1903, B2003, B2103, B2403, B2503, B2603, B2703, B2803, B2903, B3003, B3103, B3203, B3303, B3403, B3503, B3603, B3703, B3803, B3903, B4003, B4303, B4403, B4503, B4603, B4703, B4803, B4903, B5003, B5103, B5203, B5303, B5403, B5503, B5603, B5703, B5803, B5903

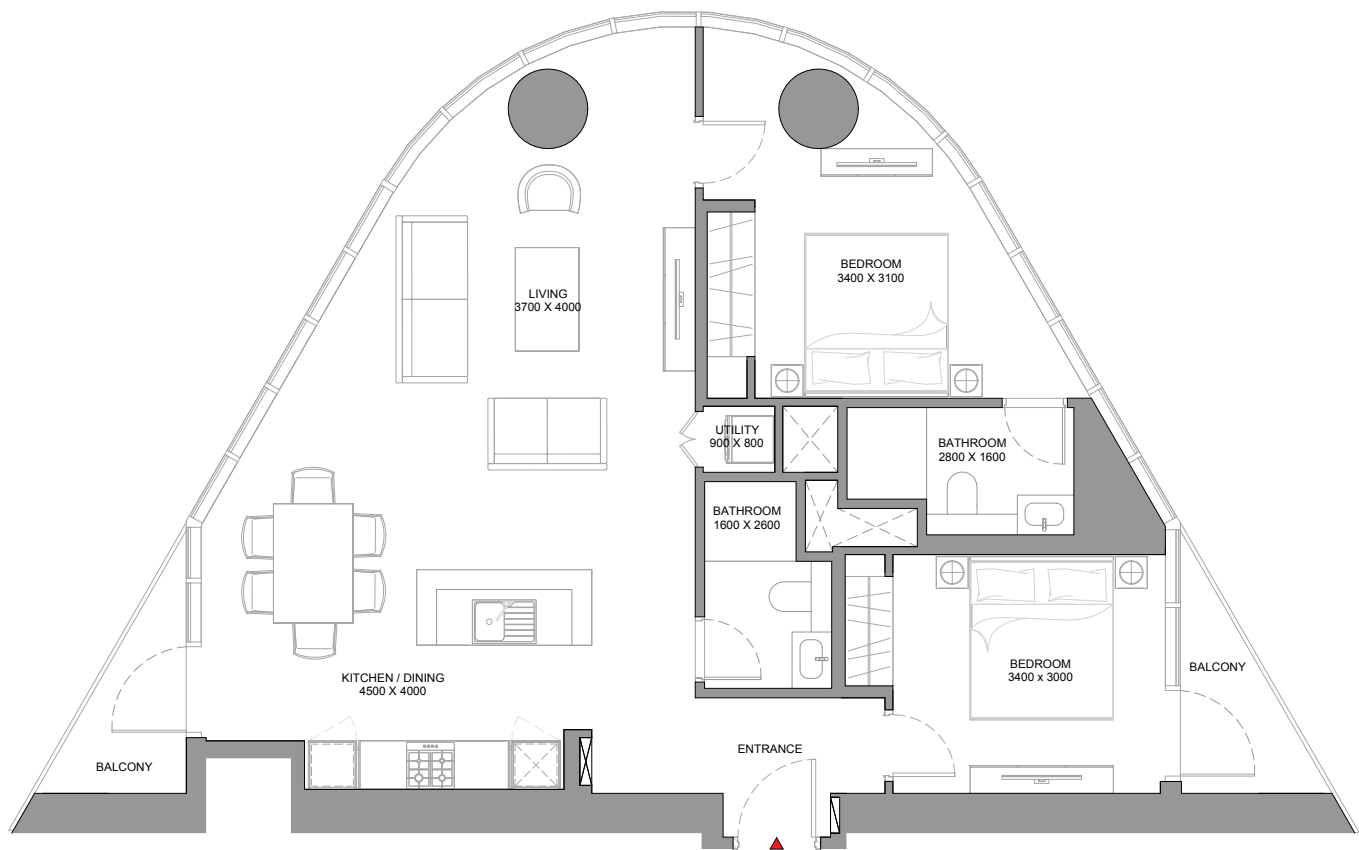
Disclaimer: 1. All dimensions are in metric, measured to wall finishes. 2. All materials, dimensions & drawings are approximate. 3. Information is subject to change without notice, at developer's absolute discretion. 4. Actual area may vary from the stated area. 5. Drawing are not to scale. 6. All images used are for illustrative purpose only and do not represent the actual size, features, specifications, fittings and furnishings. 7. The developer reserves the right to make revisions/ alterations, at its absolute discretion, without any liability whatsoever.

2 BEDROOM APARTMENT

TYPE B (with shared powder + balcony)

TOTAL SALEABLE AREA

SUITE RANGE = 1040.01 SQ.FT. - 1044.21 SQ.FT.  
BALCONY RANGE = 84.39 SQ.FT. - 86.65 SQ.FT.  
TOTAL RANGE = 1126.66 SQ.FT. - 1128.60 SQ.FT.



List of unit numbers with this unit plan:

IEWS

180 degrees view (Amenities, Lagoon)  
B803, B903, B1003

180 degrees view (Community, Lagoon)  
B1103, B1203, B1303, B1403, B1503, B1603, B1703, B1803, B1903, B2003, B2103, B2403, B2503, B2603, B2703, B2803, B2903, B3003, B3103, B3203, B3303, B3403, B3503, B3603, B3703, B3803, B3903, B4003, B4303, B4403, B4503, B4603, B4703, B4803, B4903, B5003, B5103, B5203, B5303, B5403, B5503, B5603, B5703, B5803, B5903



Disclaimer: 1. All dimensions are in metric, measured to wall finishes. 2. All materials, dimensions & drawings are approximate. 3. Information is subject to change without notice, at developer's absolute discretion. 4. Actual area may vary from the stated area. 5. Drawing are not to scale. 6. All images used are for illustrative purpose only and do not represent the actual size, features, specifications, fittings and furnishings. 7. The developer reserves the right to make revisions/ alterations, at its absolute discretion, without any liability whatsoever.



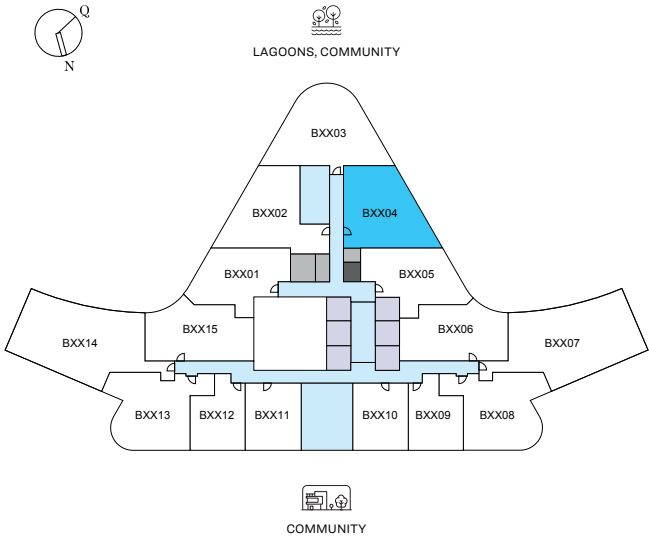
# 2 BEDROOM APARTMENT

TYPE C (with shared powder + balcony)

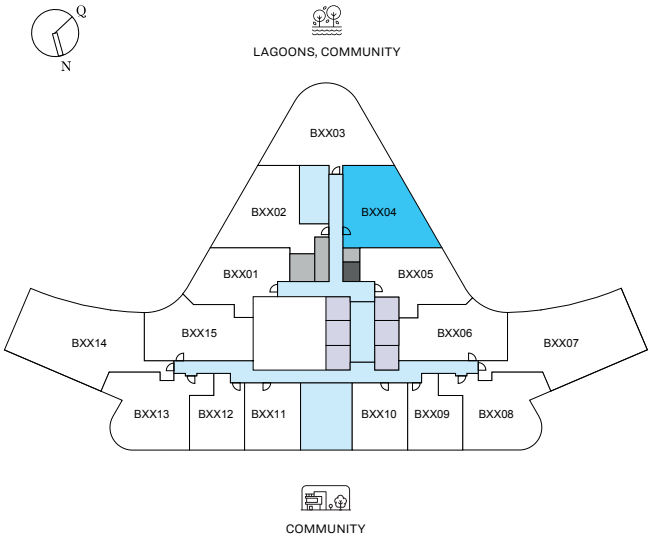
## TOTAL SALEABLE AREA

SUITE RANGE = 808.15 SQ.FT. - 811.17 SQ.FT.  
BALCONY RANGE = 123.03 SQ.FT. - 126.26 SQ.FT.  
TOTAL RANGE = 934.20 SQ.FT. - 934.52 SQ.FT.

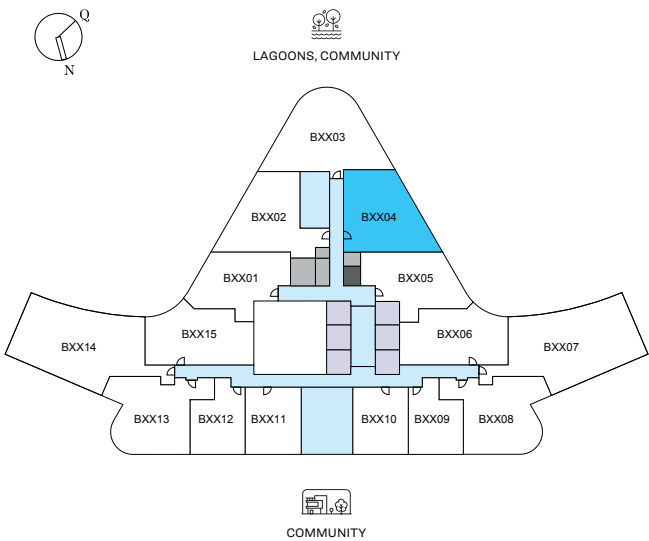
UNIT



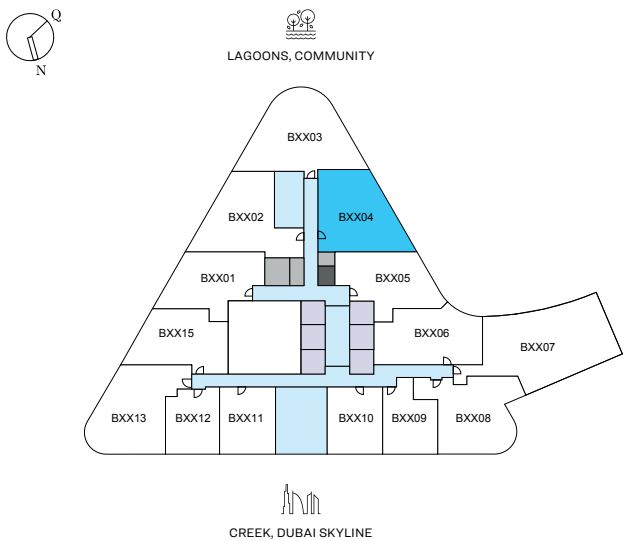
LEVEL 07-08, 11-18, 20-21



LEVEL 09, 19



LEVEL 10



LEVEL 24-28, 30-34, 36-38, 40

List of unit numbers with this unit plan:

## VIEWS

### Amenities

B804, B904, B1004

### Community

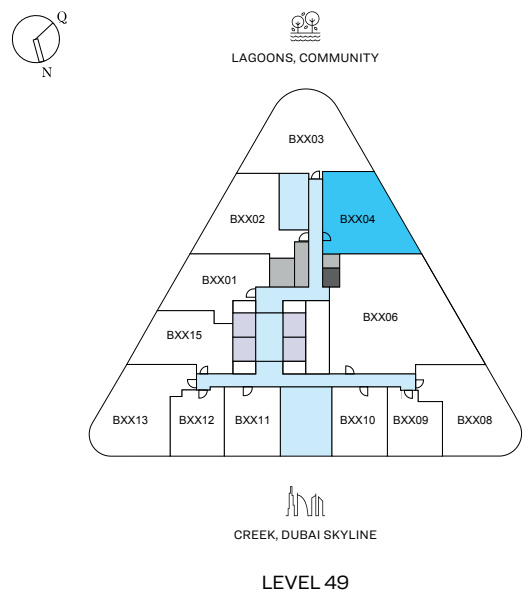
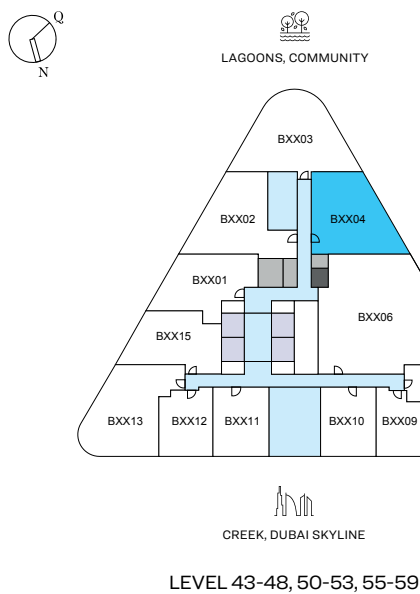
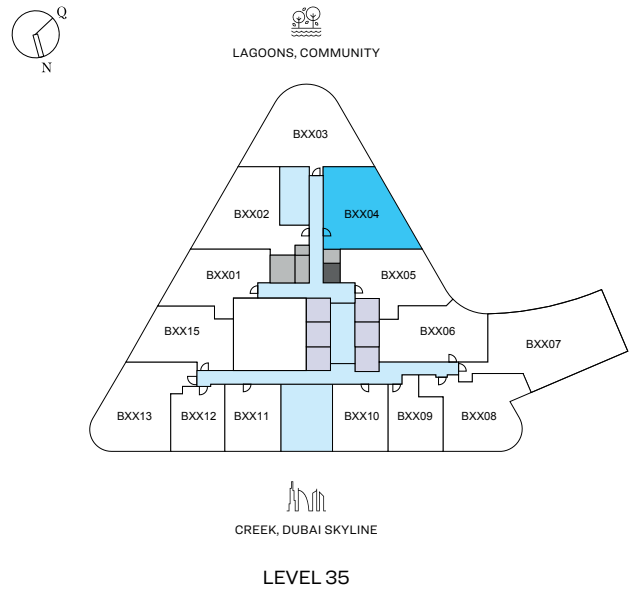
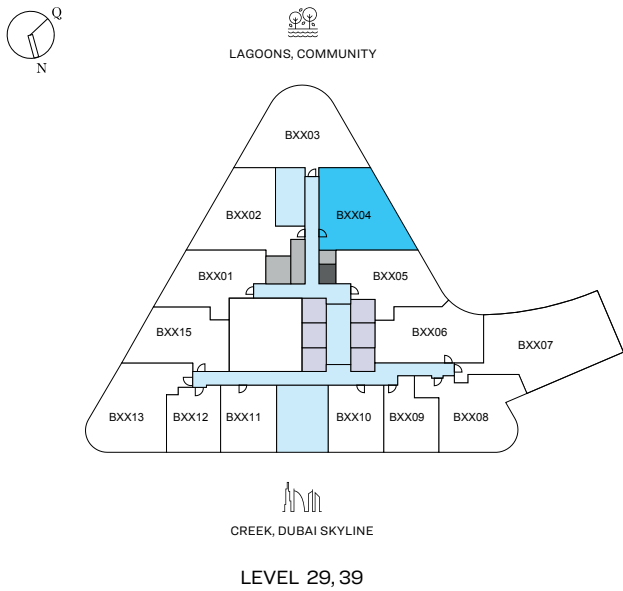
B1104, B1204, B1304, B1404, B1504, B1604, B1704, B1804, B1904, B2004, B2104, B2404, B2504, B2604, B2704, B2804, B2904, B3004, B3104, B3204, B3304, B3404, B3504, B3604, B3704, B3804, B3904, B4004, B4304, B4404, B4504, B4604, B4704, B4804, B4904, B5004, B5104, B5204, B5304, B5404, B5504, B5604, B5704, B5804, B5904

Disclaimer: 1. All dimensions are in metric, measured to wall finishes. 2. All materials, dimensions & drawings are approximate. 3. Information is subject to change without notice, at developer's absolute discretion. 4. Actual area may vary from the stated area. 5. Drawing are not to scale. 6. All images used are for illustrative purpose only and do not represent the actual size, features, specifications, fittings and furnishings. 7. The developer reserves the right to make revisions/ alterations, at its absolute discretion, without any liability whatsoever.

2 BEDROOM APARTMENT  
TYPE C (with shared powder + balcony)

**TOTAL SALEABLE AREA**  
SUITE RANGE = 808.15 SQ.FT. - 811.17 SQ.FT.  
BALCONY RANGE = 123.03 SQ.FT. - 126.26 SQ.FT.  
TOTAL RANGE = 934.20 SQ.FT. - 934.52 SQ.FT.

UNIT



List of unit numbers with this unit plan:

IEWS

Amenities

B804, B904, B1004

Community

B1104, B1204, B1304, B1404, B1504, B1604, B1704, B1804, B1904, B2004, B2104, B2404, B2504, B2604, B2704, B2804, B2904, B3004, B3104, B3204, B3304, B3404, B3504, B3604, B3704, B3804, B3904, B4004, B4304, B4404, B4504, B4604, B4704, B4804, B4904, B5004, B5104, B5204, B5304, B5404, B5504, B5604, B5704, B5804, B5904

Disclaimer: 1. All dimensions are in metric, measured to wall finishes. 2. All materials, dimensions & drawings are approximate. 3. Information is subject to change without notice, at developer's absolute discretion. 4. Actual area may vary from the stated area. 5. Drawing are not to scale. 6. All images used are for illustrative purpose only and do not represent the actual size, features, specifications, fittings and furnishings. 7. The developer reserves the right to make revisions/ alterations, at its absolute discretion, without any liability whatsoever.



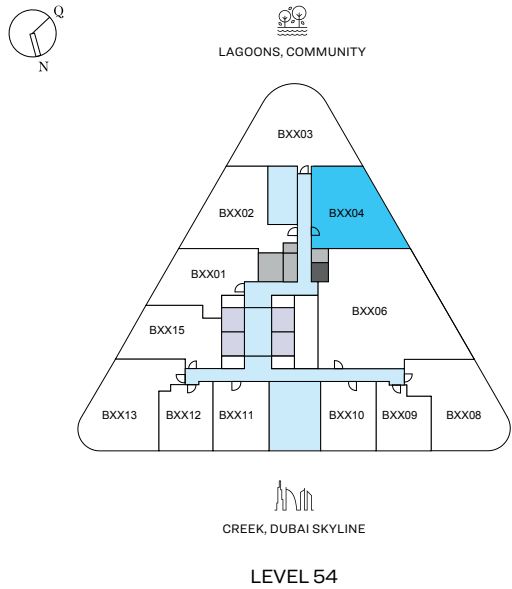
2 BEDROOM APARTMENT

TYPE C (with shared powder + balcony)

TOTAL SALEABLE AREA

SUITE RANGE = 808.15 SQ.FT. - 811.17 SQ.FT.  
BALCONY RANGE = 123.03 SQ.FT. - 126.26 SQ.FT.  
TOTAL RANGE = 934.20 SQ.FT. - 934.52 SQ.FT.

UNIT



List of unit numbers with this unit plan:

VIEWS

Amenities

B804, B904, B1004

Community

B1104, B1204, B1304, B1404, B1504, B1604, B1704, B1804, B1904, B2004, B2104, B2404, B2504, B2604, B2704, B2804, B2904, B3004, B3104, B3204, B3304, B3404, B3504, B3604, B3704, B3804, B3904, B4004, B4304, B4404, B4504, B4604, B4704, B4804, B4904, B5004, B5104, B5204, B5304, B5404, B5504, B5604, B5704, B5804, B5904

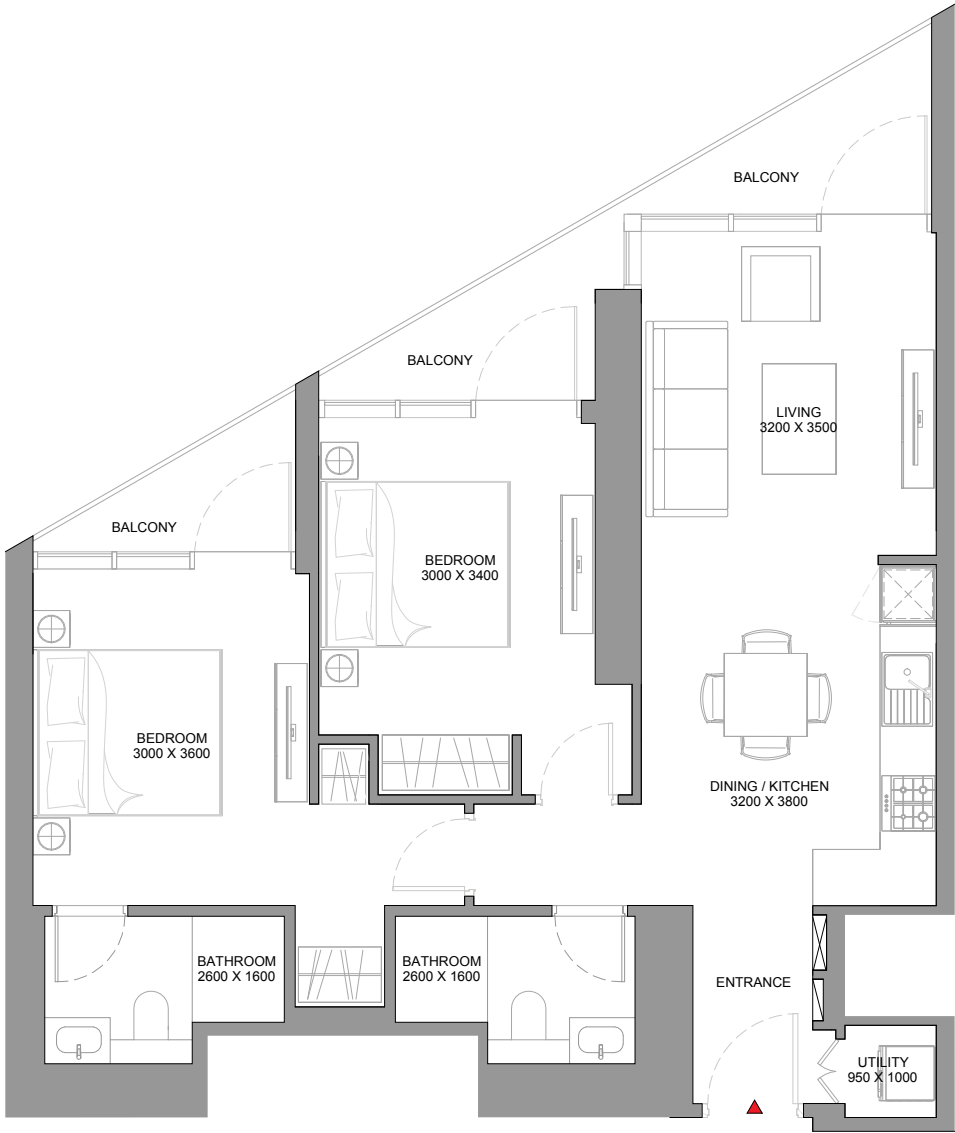
Disclaimer: 1. All dimensions are in metric, measured to wall finishes. 2. All materials, dimensions & drawings are approximate. 3. Information is subject to change without notice, at developer's absolute discretion. 4. Actual area may vary from the stated area. 5. Drawing are not to scale. 6. All images used are for illustrative purpose only and do not represent the actual size, features, specifications, fittings and furnishings. 7. The developer reserves the right to make revisions/ alterations, at its absolute discretion, without any liability whatsoever.

2 BEDROOM APARTMENT

TYPE C (with shared powder + balcony)

TOTAL SALEABLE AREA

SUITE RANGE = 808.15 SQ.FT. - 811.17 SQ.FT.  
BALCONY RANGE = 123.03 SQ.FT. - 126.26 SQ.FT.  
TOTAL RANGE = 934.20 SQ.FT. - 934.52 SQ.FT.



List of unit numbers with this unit plan:

VEWS

Amenities

B804, B904, B1004

Community

B1104, B1204, B1304, B1404, B1504, B1604, B1704, B1804, B1904, B2004, B2104, B2404, B2504, B2604, B2704, B2804, B2904, B3004, B3104, B3204, B3304, B3404, B3504, B3604, B3704, B3804, B3904, B4004, B4304, B4404, B4504, B4604, B4704, B4804, B4904, B5004, B5104, B5204, B5304, B5404, B5504, B5604, B5704, B5804, B5904



Disclaimer: 1. All dimensions are in metric, measured to wall finishes. 2. All materials, dimensions & drawings are approximate. 3. Information is subject to change without notice, at developer's absolute discretion. 4. Actual area may vary from the stated area. 5. Drawing are not to scale. 6. All images used are for illustrative purpose only and do not represent the actual size, features, specifications, fittings and furnishings. 7. The developer reserves the right to make revisions/ alterations, at its absolute discretion, without any liability whatsoever.

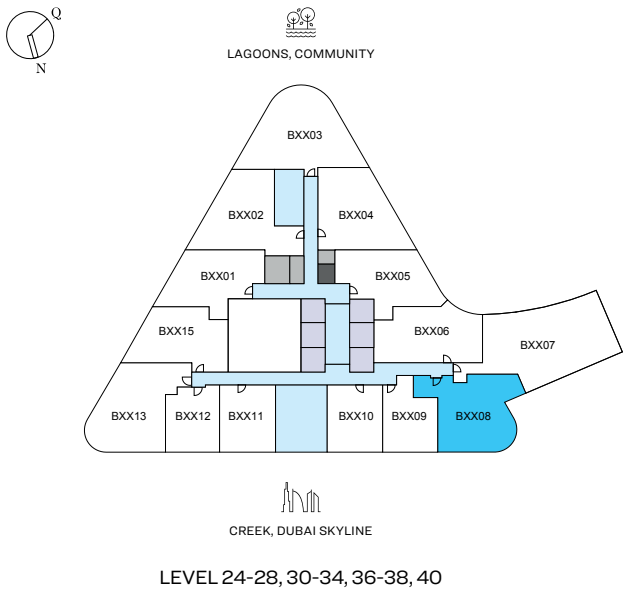
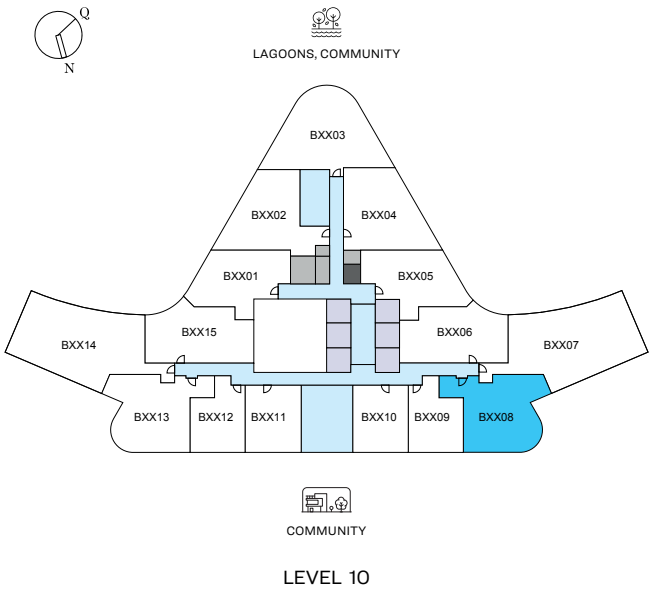
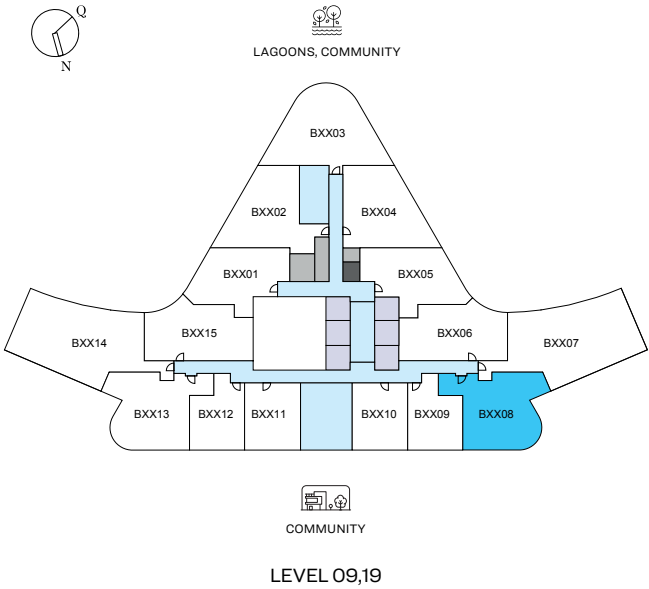
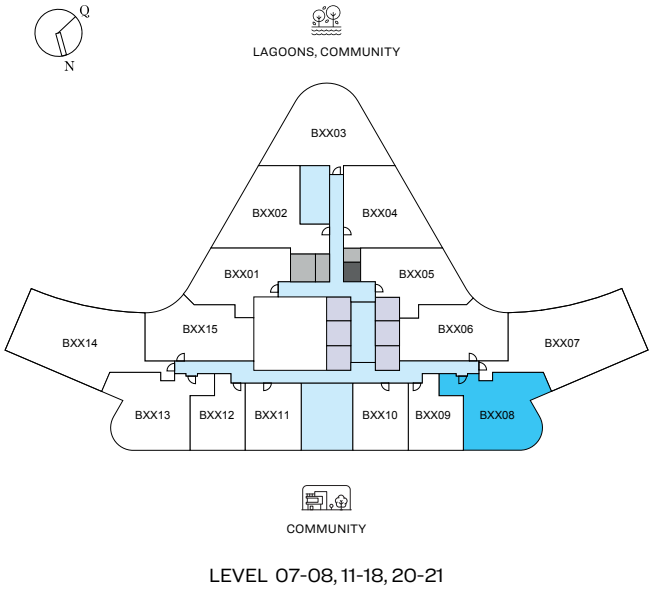


# 2 BEDROOM APARTMENT

## TYPE D (with powder room + balcony)

**TOTAL SALEABLE AREA**  
 SUITE RANGE = 908.90 SQ.FT. - 909.12 SQ.FT.  
 BALCONY = 60.82 SQ.FT.  
 TOTAL RANGE = 969.72 SQ.FT. - 969.94 SQ.FT.

UNIT



List of unit numbers with this unit plan:

### VIEWS

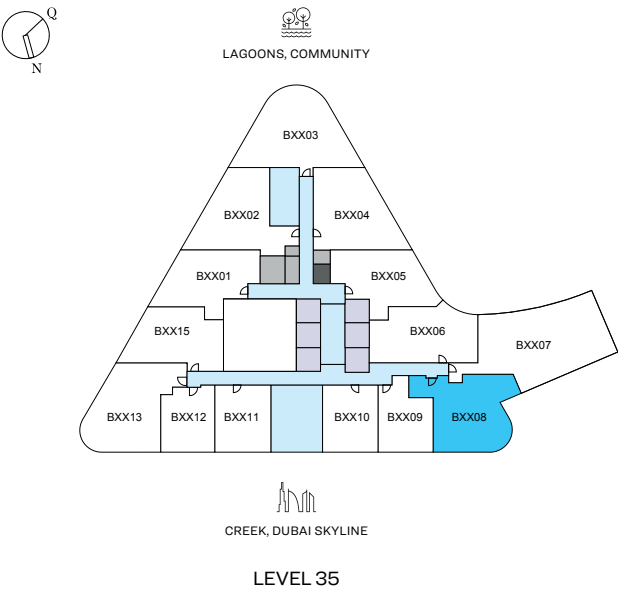
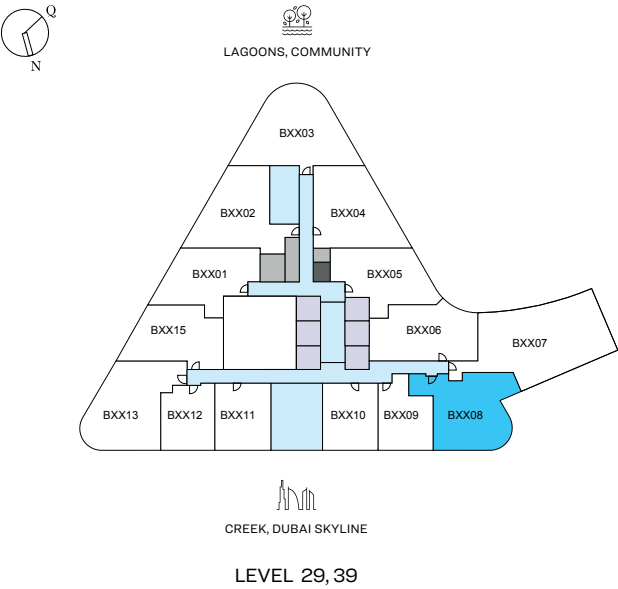
- Community
  - B708, B808, B908, B1008, B1108, B1208, B1308, B1408, B1508, B1608, B1708, B1808, B1908, B2008, B2108, B2408, B2508, B2608, B2708, B2808, B2908, B3008, B3108, B3208, B3308, B3408, B3508
- Ras Al Khor, Creek, Downtown Skyline
  - B3608, B3708, B3808, B3908, B4008

Disclaimer: 1. All dimensions are in metric, measured to wall finishes. 2. All materials, dimensions & drawings are approximate. 3. Information is subject to change without notice, at developer's absolute discretion. 4. Actual area may vary from the stated area. 5. Drawing are not to scale. 6. All images used are for illustrative purpose only and do not represent the actual size, features, specifications, fittings and furnishings. 7. The developer reserves the right to make revisions/ alterations, at its absolute discretion, without any liability whatsoever.

2 BEDROOM APARTMENT  
TYPE D (with powder room + balcony)

TOTAL SALEABLE AREA  
SUITE RANGE = 908.90 SQ.FT. - 909.12 SQ.FT.  
BALCONY = 60.82 SQ.FT.  
TOTAL RANGE = 969.72 SQ.FT. - 969.94 SQ.FT.

UNIT



List of unit numbers with this unit plan:

VIEWS

- Community  
B708, B808, B908, B1008, B1108, B1208, B1308, B1408, B1508, B1608, B1708, B1808, B1908, B2008, B2108, B2408, B2508, B2608, B2708, B2808, B2908, B3008, B3108, B3208, B3308, B3408, B3508
- Ras Al Khor, Creek, Downtown Skyline  
B3608, B3708, B3808, B3908, B4008

Disclaimer: 1. All dimensions are in metric, measured to wall finishes. 2. All materials, dimensions & drawings are approximate. 3. Information is subject to change without notice, at developer's absolute discretion. 4. Actual area may vary from the stated area. 5. Drawing are not to scale. 6. All images used are for illustrative purpose only and do not represent the actual size, features, specifications, fittings and furnishings. 7. The developer reserves the right to make revisions/ alterations, at its absolute discretion, without any liability whatsoever.



2 BEDROOM APARTMENT

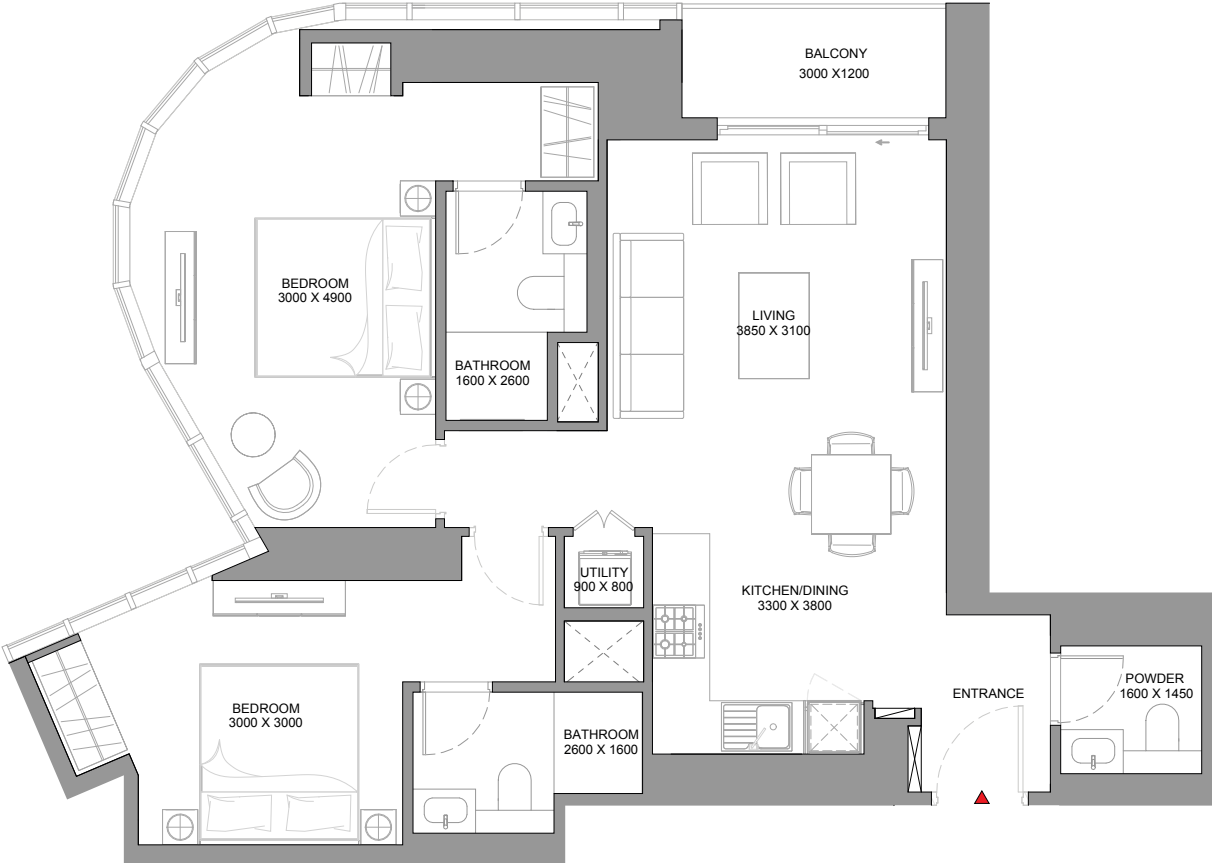
TYPE D (with powder room + balcony)

TOTAL SALEABLE AREA

SUITE RANGE = 908.90 SQ.FT. - 909.12 SQ.FT.

BALCONY = 60.82 SQ.FT.

TOTAL RANGE = 969.72 SQ.FT. - 969.94 SQ.FT.



List of unit numbers with this unit plan:

VIEWS

Community

B708, B808, B908, B1008, B1108, B1208, B1308, B1408, B1508, B1608, B1708, B1808, B1908, B2008, B2108, B2408, B2508, B2608, B2708, B2808, B2908, B3008, B3108, B3208, B3308, B3408, B3508

Ras Al Khor, Creek, Downtown Skyline

B3608, B3708, B3808, B3908, B4008

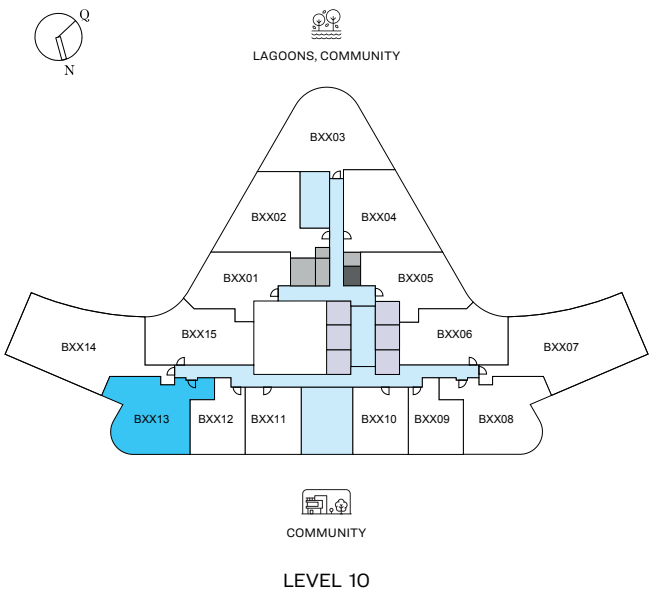
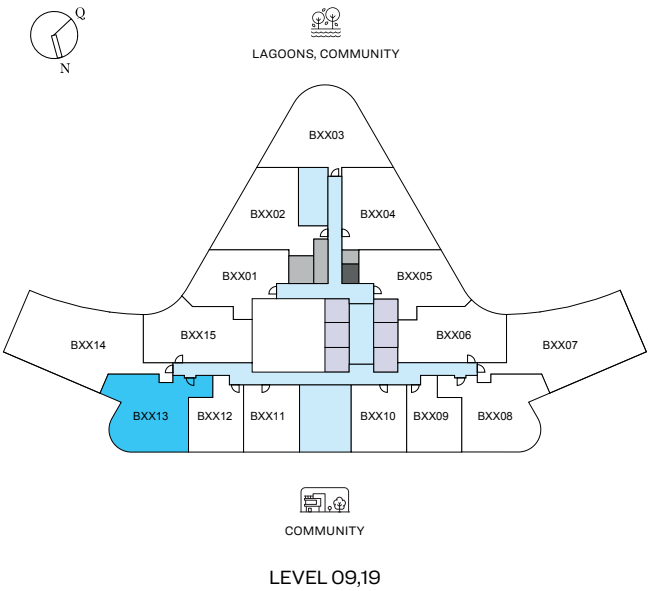
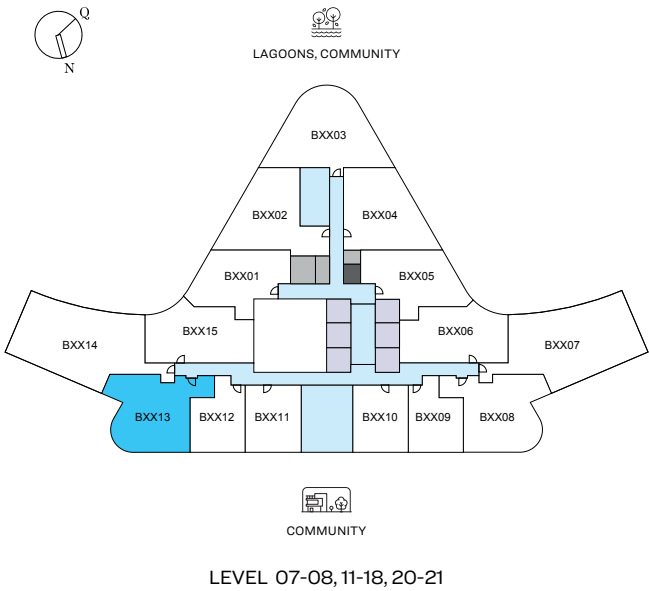


Disclaimer: 1. All dimensions are in metric, measured to wall finishes. 2. All materials, dimensions & drawings are approximate. 3. Information is subject to change without notice, at developer's absolute discretion. 4. Actual area may vary from the stated area. 5. Drawing are not to scale. 6. All images used are for illustrative purpose only and do not represent the actual size, features, specifications, fittings and furnishings. 7. The developer reserves the right to make revisions/ alterations, at its absolute discretion, without any liability whatsoever.

2 BEDROOM APARTMENT  
TYPE D (with powder room + balcony) VARIANT 1

**TOTAL SALEABLE AREA**  
SUITE RANGE = 908.90 SQ.FT. - 909.12 SQ.FT.  
BALCONY = 60.82 SQ.FT.  
TOTAL RANGE = 969.72 SQ.FT. - 969.94 SQ.FT.

UNIT



List of unit numbers with this unit plan:

VIEWS

Community, Dubai Skyline  
B713, B813, B913, B1013, B1113, B1213, B1313, B1413, B1513, B1613, B1713, B1813, B1913, B2013, B2113

Disclaimer: 1. All dimensions are in metric, measured to wall finishes. 2. All materials, dimensions & drawings are approximate. 3. Information is subject to change without notice, at developer's absolute discretion. 4. Actual area may vary from the stated area. 5. Drawing are not to scale. 6. All images used are for illustrative purpose only and do not represent the actual size, features, specifications, fittings and furnishings. 7. The developer reserves the right to make revisions/ alterations, at its absolute discretion, without any liability whatsoever.

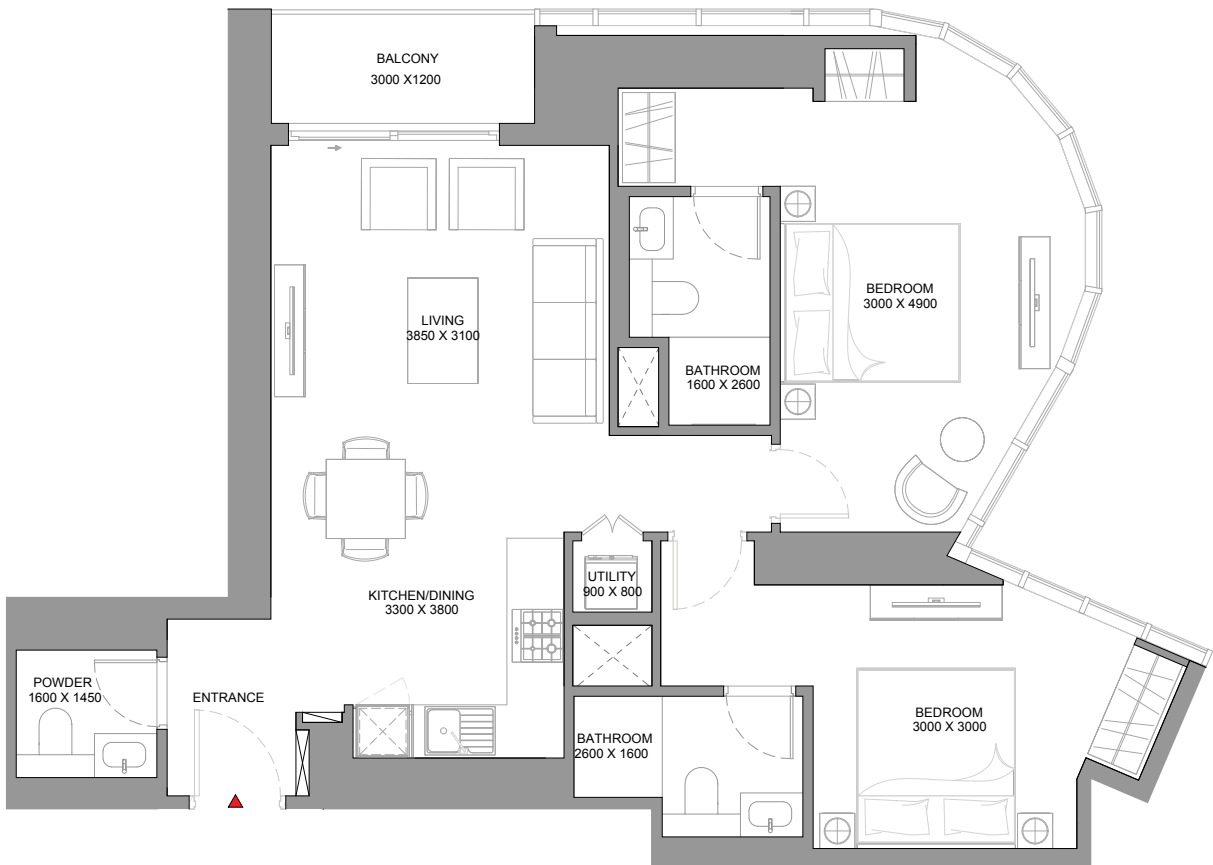


2 BEDROOM APARTMENT

TYPE D (with powder room + balcony) VARIANT 1

TOTAL SALEABLE AREA

SUITE RANGE = 908.90 SQ.FT. - 909.12 SQ.FT.  
BALCONY = 60.82 SQ.FT.  
TOTAL RANGE = 969.72 SQ.FT. - 969.94 SQ.FT.



List of unit numbers with this unit plan:

VIEWS

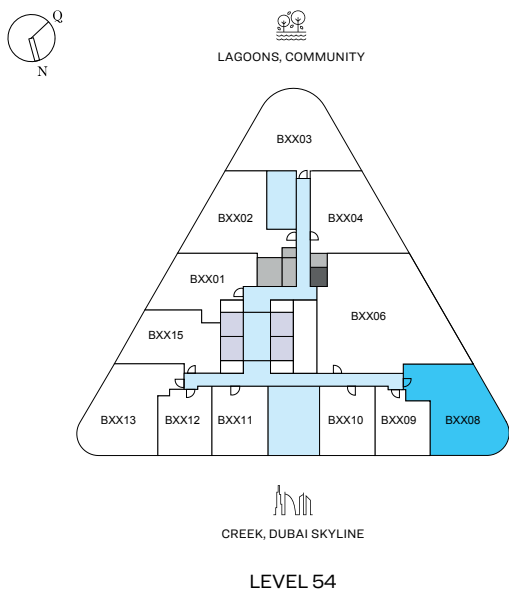
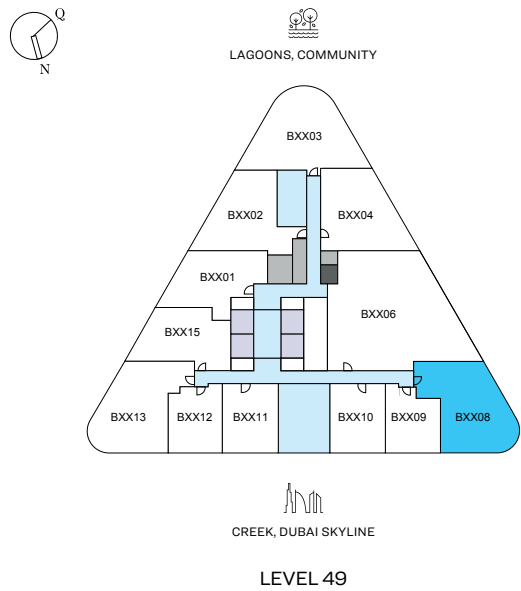
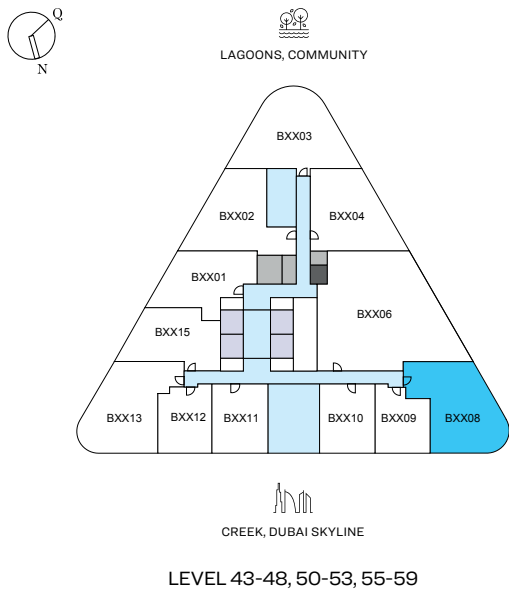
Community, Dubai Skyline  
B713, B813, B913, B1013, B1113, B1213, B1313, B1413, B1513, B1613, B1713, B1813, B1913, B2013, B2113

Disclaimer: 1. All dimensions are in metric, measured to wall finishes. 2. All materials, dimensions & drawings are approximate. 3. Information is subject to change without notice, at developer's absolute discretion. 4. Actual area may vary from the stated area. 5. Drawing are not to scale. 6. All images used are for illustrative purpose only and do not represent the actual size, features, specifications, fittings and furnishings. 7. The developer reserves the right to make revisions/ alterations, at its absolute discretion, without any liability whatsoever.

2 BEDROOM APARTMENT  
TYPE E (with powder room + balcony)

TOTAL SALEABLE AREA  
SUITE = 945.50 SQ.FT.  
BALCONY = 89.13 SQ.FT.  
TOTAL = 1034.63 SQ.FT.

UNIT



List of unit numbers with this unit plan:

VIEWS

Ras Al Khor, Creek, Downtown Skyline  
B4308, B4408, B4508, B4608, B4708, B4808, B4908, B5008, B5108, B5208, B5308, B5408, B5508, B5608, B5708, B5808, B5908

Disclaimer: 1. All dimensions are in metric, measured to wall finishes. 2. All materials, dimensions & drawings are approximate. 3. Information is subject to change without notice, at developer's absolute discretion. 4. Actual area may vary from the stated area. 5. Drawing are not to scale. 6. All images used are for illustrative purpose only and do not represent the actual size, features, specifications, fittings and furnishings. 7. The developer reserves the right to make revisions/ alterations, at its absolute discretion, without any liability whatsoever.



2 BEDROOM APARTMENT  
TYPE E (with powder room + balcony)

TOTAL SALEABLE AREA  
SUITE = 945.50 SQ.FT.  
BALCONY = 89.13 SQ.FT.  
TOTAL = 1034.63 SQ.FT.



List of unit numbers with this unit plan:

VIEWS

Ras Al Khor, Creek, Downtown Skyline  
B4308, B4408, B4508, B4608, B4708, B4808, B4908, B5008, B5108, B5208, B5308, B5408, B5508, B5608, B5708, B5808, B5908

Disclaimer: 1. All dimensions are in metric, measured to wall finishes. 2. All materials, dimensions & drawings are approximate. 3. Information is subject to change without notice, at developer's absolute discretion. 4. Actual area may vary from the stated area. 5. Drawing are not to scale. 6. All images used are for illustrative purpose only and do not represent the actual size, features, specifications, fittings and furnishings. 7. The developer reserves the right to make revisions/ alterations, at its absolute discretion, without any liability whatsoever.

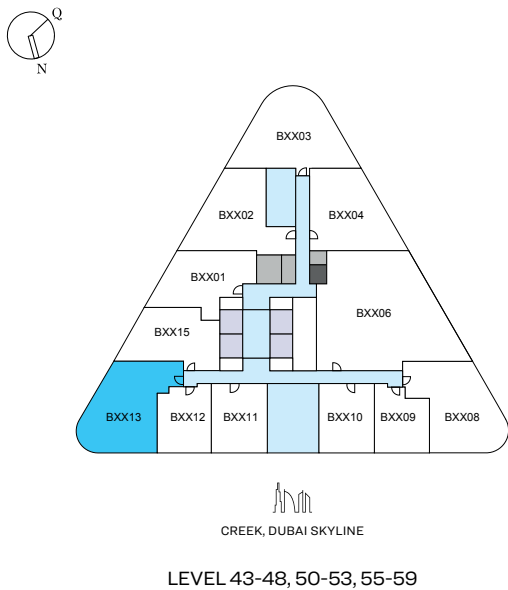
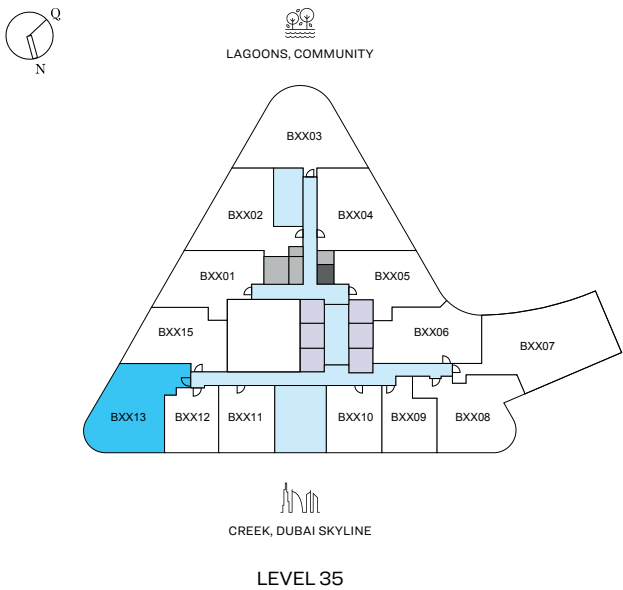
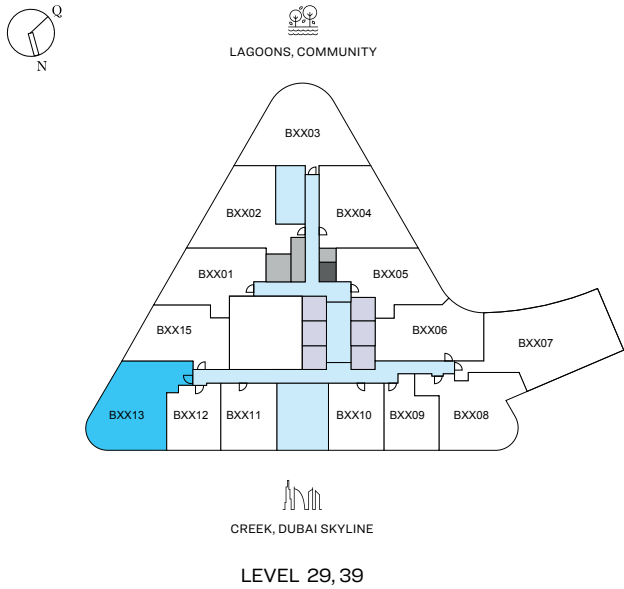
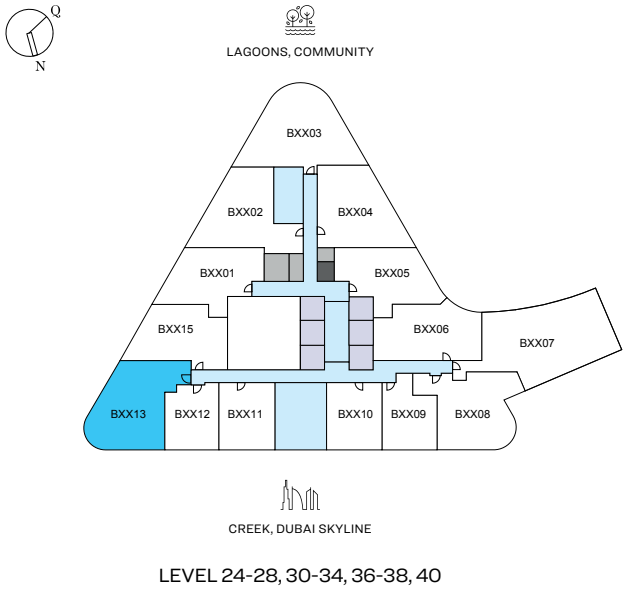
2 BEDROOM APARTMENT

TYPE E (with powder room + balcony) VARIANT 1

TOTAL SALEABLE AREA

SUITE RANGE = 944.53 SQ.FT. - 945.50 SQ.FT.  
BALCONY RANGE = 89.13 SQ.FT. - 90.31 SQ.FT.  
TOTAL RANGE = 1034.63 SQ.FT. - 1034.84 SQ.FT.

UNIT



List of unit numbers with this unit plan:

VIEWS

Community, Dubai Skyline  
B2413, B2513, B2613, B2713, B2813, B2913, B3013, B3113, B3213, B3313, B3413, B3513

Ras Al Khor, Creek, Dubai Skyline  
B3613, B3713, B3813, B3913, B4013, B4313, B4413, B4513, B4613, B4713, B4813, B4913, B5013, B5113, B5213, B5313, B5413, B5513, B5613, B5713, B5813, B5913

Disclaimer: 1. All dimensions are in metric, measured to wall finishes. 2. All materials, dimensions & drawings are approximate. 3. Information is subject to change without notice, at developer's absolute discretion. 4. Actual area may vary from the stated area. 5. Drawing are not to scale. 6. All images used are for illustrative purpose only and do not represent the actual size, features, specifications, fittings and furnishings. 7. The developer reserves the right to make revisions/ alterations, at its absolute discretion, without any liability whatsoever.



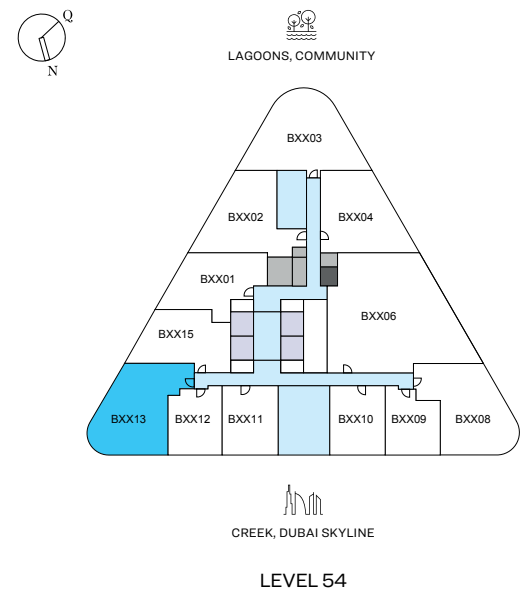
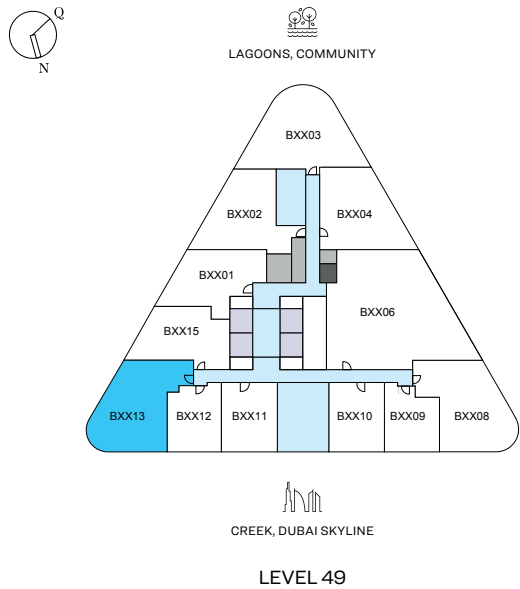
2 BEDROOM APARTMENT

TYPE E (with powder room + balcony) VARIANT 1

TOTAL SALEABLE AREA

SUITE RANGE = 944.53 SQ.FT. - 945.50 SQ.FT.  
BALCONY RANGE = 89.13 SQ.FT. - 90.31 SQ.FT.  
TOTAL RANGE = 1034.63 SQ.FT. - 1034.84 SQ.FT.

UNIT



List of unit numbers with this unit plan:

VIEWS

Community, Dubai Skyline  
B2413, B2513, B2613, B2713, B2813, B2913, B3013, B3113, B3213, B3313, B3413, B3513

Ras Al Khor, Creek, Dubai Skyline  
B3613, B3713, B3813, B3913, B4013, B4313, B4413, B4513, B4613, B4713, B4813, B4913, B5013, B5113, B5213, B5313, B5413, B5513, B5613, B5713, B5813, B5913

Disclaimer: 1. All dimensions are in metric, measured to wall finishes. 2. All materials, dimensions & drawings are approximate. 3. Information is subject to change without notice, at developer's absolute discretion. 4. Actual area may vary from the stated area. 5. Drawing are not to scale. 6. All images used are for illustrative purpose only and do not represent the actual size, features, specifications, fittings and furnishings. 7. The developer reserves the right to make revisions/ alterations, at its absolute discretion, without any liability whatsoever.

2 BEDROOM APARTMENT

TYPE E (with powder room + balcony) VARIANT 1

TOTAL SALEABLE AREA

SUITE RANGE = 944.53 SQ.FT. - 945.50 SQ.FT.  
BALCONY RANGE = 89.13 SQ.FT. - 90.31 SQ.FT.  
TOTAL RANGE = 1034.63 SQ.FT. - 1034.84 SQ.FT.



List of unit numbers with this unit plan:

VIEWS

Community, Dubai Skyline  
B2413, B2513, B2613, B2713, B2813, B2913, B3013, B3113, B3213, B3313, B3413, B3513

Ras Al Khor, Creek, Dubai Skyline  
B3613, B3713, B3813, B3913, B4013, B4313, B4413, B4513, B4613, B4713, B4813, B4913, B5013, B5113, B5213, B5313, B5413, B5513, B5613, B5713, B5813, B5913

Disclaimer: 1. All dimensions are in metric, measured to wall finishes. 2. All materials, dimensions & drawings are approximate. 3. Information is subject to change without notice, at developer's absolute discretion. 4. Actual area may vary from the stated area. 5. Drawing are not to scale. 6. All images used are for illustrative purpose only and do not represent the actual size, features, specifications, fittings and furnishings. 7. The developer reserves the right to make revisions/ alterations, at its absolute discretion, without any liability whatsoever.



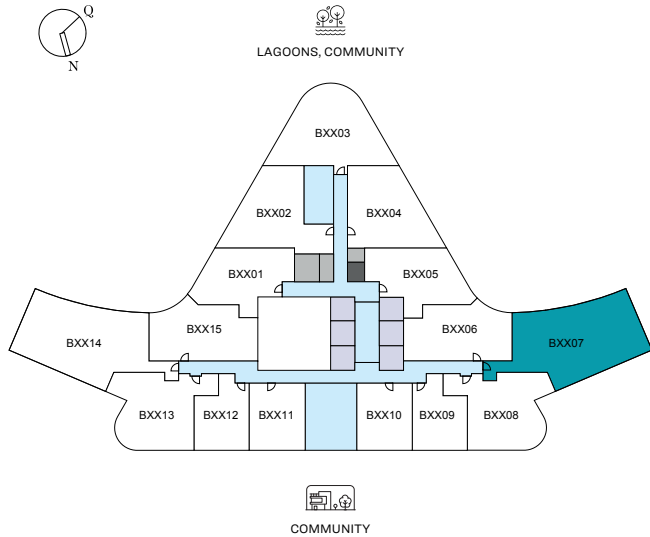
# 3 BEDROOM APARTMENT

TYPE A (with balcony)

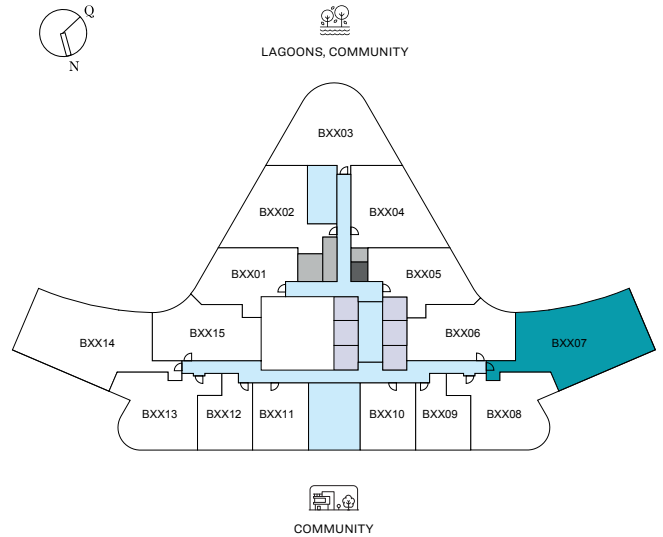
## TOTAL SALEABLE AREA

SUITE RANGE = 1369.06 SQ.FT. - 1369.71 SQ.FT.  
BALCONY RANGE = 104.30 SQ.FT. - 104.41 SQ.FT.  
TOTAL RANGE = 1473.36 SQ.FT. - 1474.01 SQ.FT.

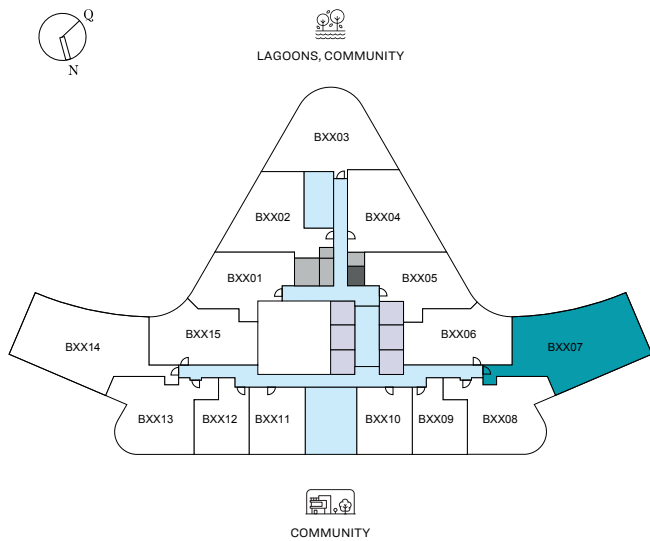
UNIT



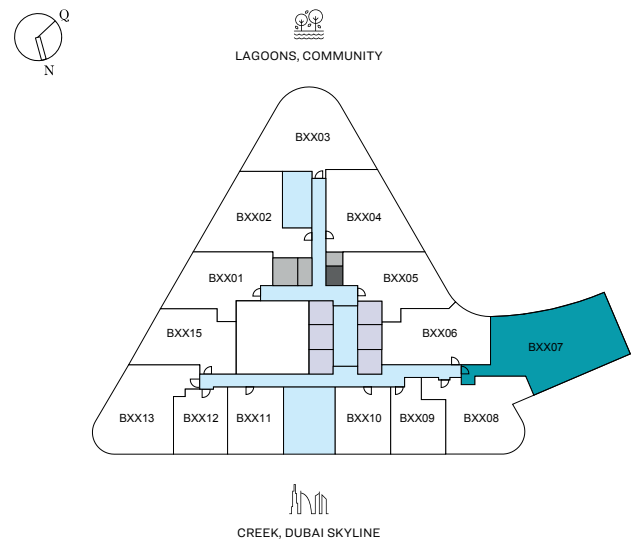
LEVEL 07-08, 11-18, 20-21



LEVEL 09, 19



LEVEL 10



LEVEL 24-28, 30-34, 36-38, 40

List of unit numbers with this unit plan:

## VIEWS

**Dual Aspect (Amenities, Lagoon)**

B807, B907, B1007

**Dual Aspect (Community, Lagoon)**

B1107, B1207, B1307, B1407, B1507, B1607, B1707, B1807, B1907, B2007, B2107, B2407, B2507, B2607, B2707, B2807, B2907, B3007, B3107, B3207, B3307, B3407, B3507

**Dual Aspect (Community, Lagoon, Ras Al Khor)**

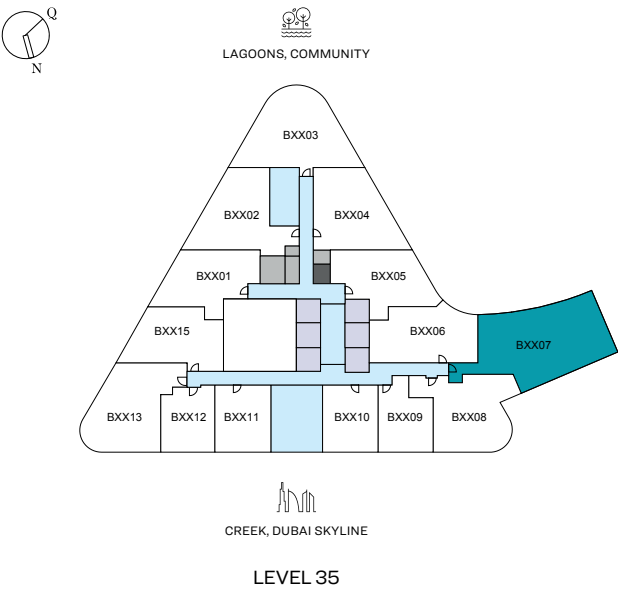
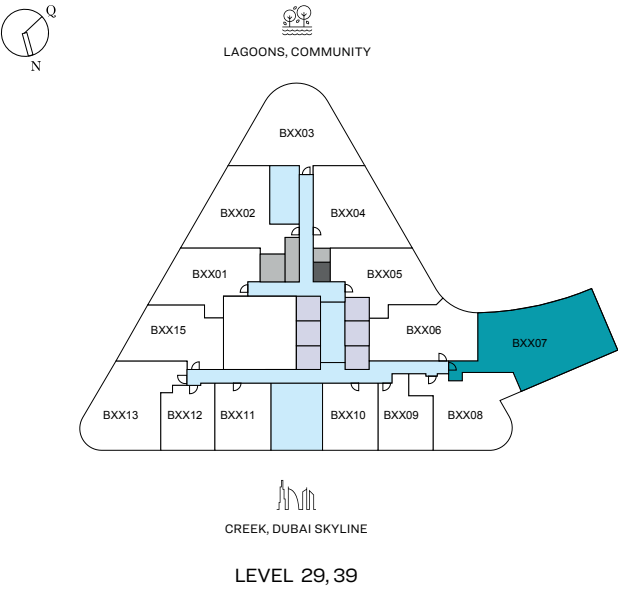
B3607, B3707, B3807, B3907, B4007

Disclaimer: 1. All dimensions are in metric, measured to wall finishes. 2. All materials, dimensions & drawings are approximate. 3. Information is subject to change without notice, at developer's absolute discretion. 4. Actual area may vary from the stated area. 5. Drawing are not to scale. 6. All images used are for illustrative purpose only and do not represent the actual size, features, specifications, fittings and furnishings. 7. The developer reserves the right to make revisions/ alterations, at its absolute discretion, without any liability whatsoever.

3 BEDROOM APARTMENT  
TYPE A (with balcony)

**TOTAL SALEABLE AREA**  
SUITE RANGE = 1369.06 SQ.FT. - 1369.71 SQ.FT.  
BALCONY RANGE = 104.30 SQ.FT. - 104.41 SQ.FT.  
TOTAL RANGE = 1473.36 SQ.FT. - 1474.01 SQ.FT.

UNIT



List of unit numbers with this unit plan:

VIEWS

Dual Aspect (Amenities, Lagoon)  
B807, B907, B1007

Dual Aspect (Community, Lagoon)  
B1107, B1207, B1307, B1407, B1507, B1607, B1707, B1807, B1907, B2007, B2107, B2407, B2507, B2607, B2707, B2807, B2907, B3007, B3107, B3207, B3307, B3407, B3507

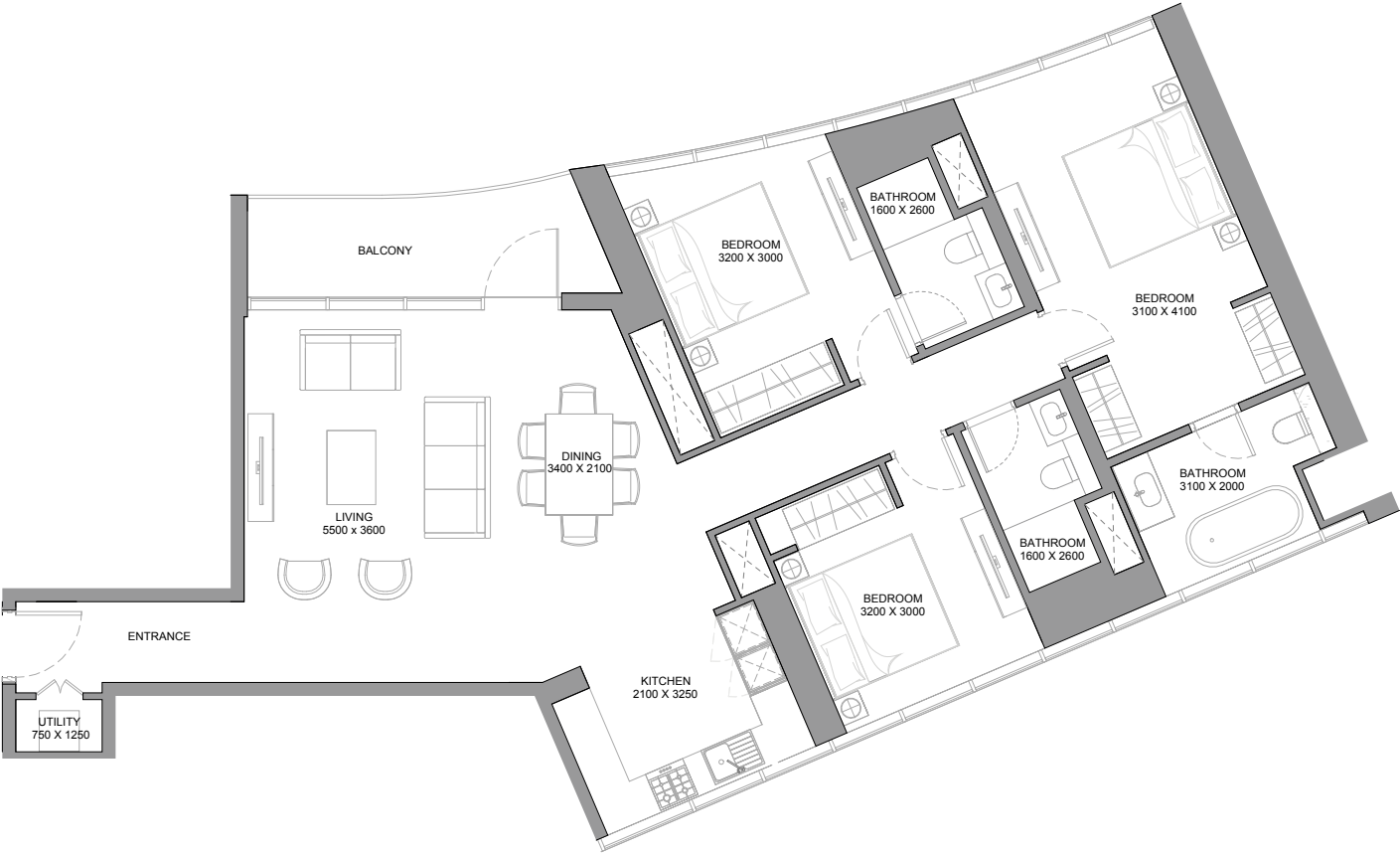
Dual Aspect (Community, Lagoon, Ras Al Khor)  
B3607, B3707, B3807, B3907, B4007

Disclaimer: 1. All dimensions are in metric, measured to wall finishes. 2. All materials, dimensions & drawings are approximate. 3. Information is subject to change without notice, at developer's absolute discretion. 4. Actual area may vary from the stated area. 5. Drawing are not to scale. 6. All images used are for illustrative purpose only and do not represent the actual size, features, specifications, fittings and furnishings. 7. The developer reserves the right to make revisions/ alterations, at its absolute discretion, without any liability whatsoever.



3 BEDROOM APARTMENT  
TYPE A (with balcony)

**TOTAL SALEABLE AREA**  
SUITE RANGE = 1369.06 SQ.FT. - 1369.71 SQ.FT.  
BALCONY RANGE = 104.30 SQ.FT. - 104.41 SQ.FT.  
TOTAL RANGE = 1473.36 SQ.FT. - 1474.01 SQ.FT.



List of unit numbers with this unit plan:

VIEWS

Dual Aspect (Amenities, Lagoon)  
B807, B907, B1007

Dual Aspect (Community, Lagoon)  
B1107, B1207, B1307, B1407, B1507, B1607, B1707, B1807, B1907, B2007, B2107, B2407, B2507, B2607, B2707, B2807, B2907, B3007, B3107, B3207, B3307, B3407, B3507

Dual Aspect (Community, Lagoon, Ras Al Khor)  
B3607, B3707, B3807, B3907, B4007



Disclaimer: 1. All dimensions are in metric, measured to wall finishes. 2. All materials, dimensions & drawings are approximate. 3. Information is subject to change without notice, at developer's absolute discretion. 4. Actual area may vary from the stated area. 5. Drawing are not to scale. 6. All images used are for illustrative purpose only and do not represent the actual size, features, specifications, fittings and furnishings. 7. The developer reserves the right to make revisions/ alterations, at its absolute discretion, without any liability whatsoever.

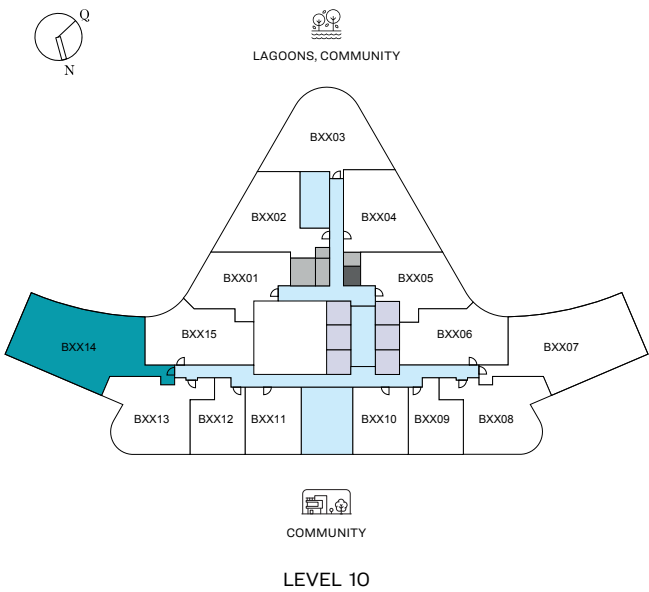
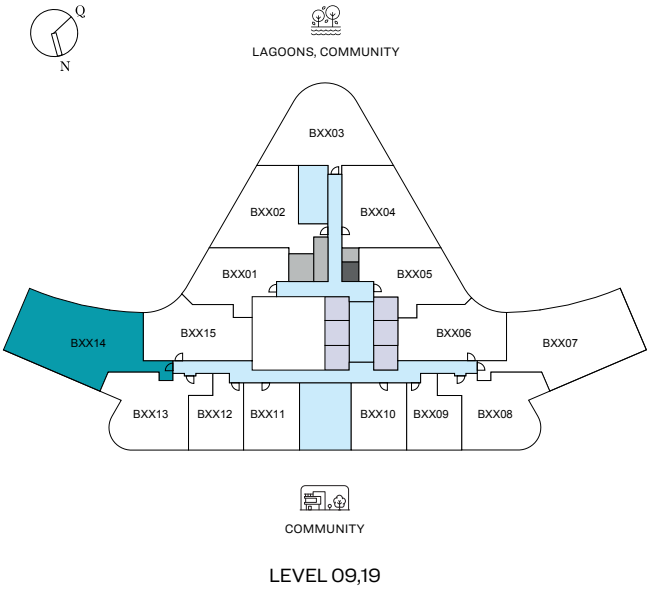
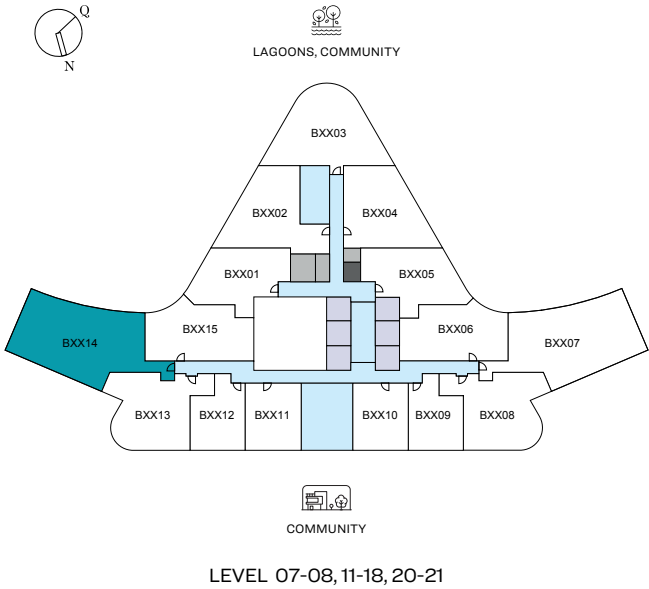
3 BEDROOM APARTMENT

TYPE A (with balcony) VARIANT 1

TOTAL SALEABLE AREA

SUITE RANGE = 1369.06 SQ.FT. - 1369.49 SQ.FT.  
BALCONY RANGE = 104.19 SQ.FT. - 104.30 SQ.FT.  
TOTAL RANGE = 1473.36 SQ.FT. - 1473.68 SQ.FT.

UNIT



List of unit numbers with this unit plan:

VIEWS

Dual Aspect (Amenities, Lagoon, Dubai Skyline)  
B814, B914, B1014

Dual Aspect (Community, Lagoon, Dubai Skyline)  
B1114, B1214, B1314, B1414, B1514, B1614, B1714, B1814, B1914, B2014, B2114

Disclaimer: 1. All dimensions are in metric, measured to wall finishes. 2. All materials, dimensions & drawings are approximate. 3. Information is subject to change without notice, at developer's absolute discretion. 4. Actual area may vary from the stated area. 5. Drawing are not to scale. 6. All images used are for illustrative purpose only and do not represent the actual size, features, specifications, fittings and furnishings. 7. The developer reserves the right to make revisions/ alterations, at its absolute discretion, without any liability whatsoever.



3 BEDROOM APARTMENT

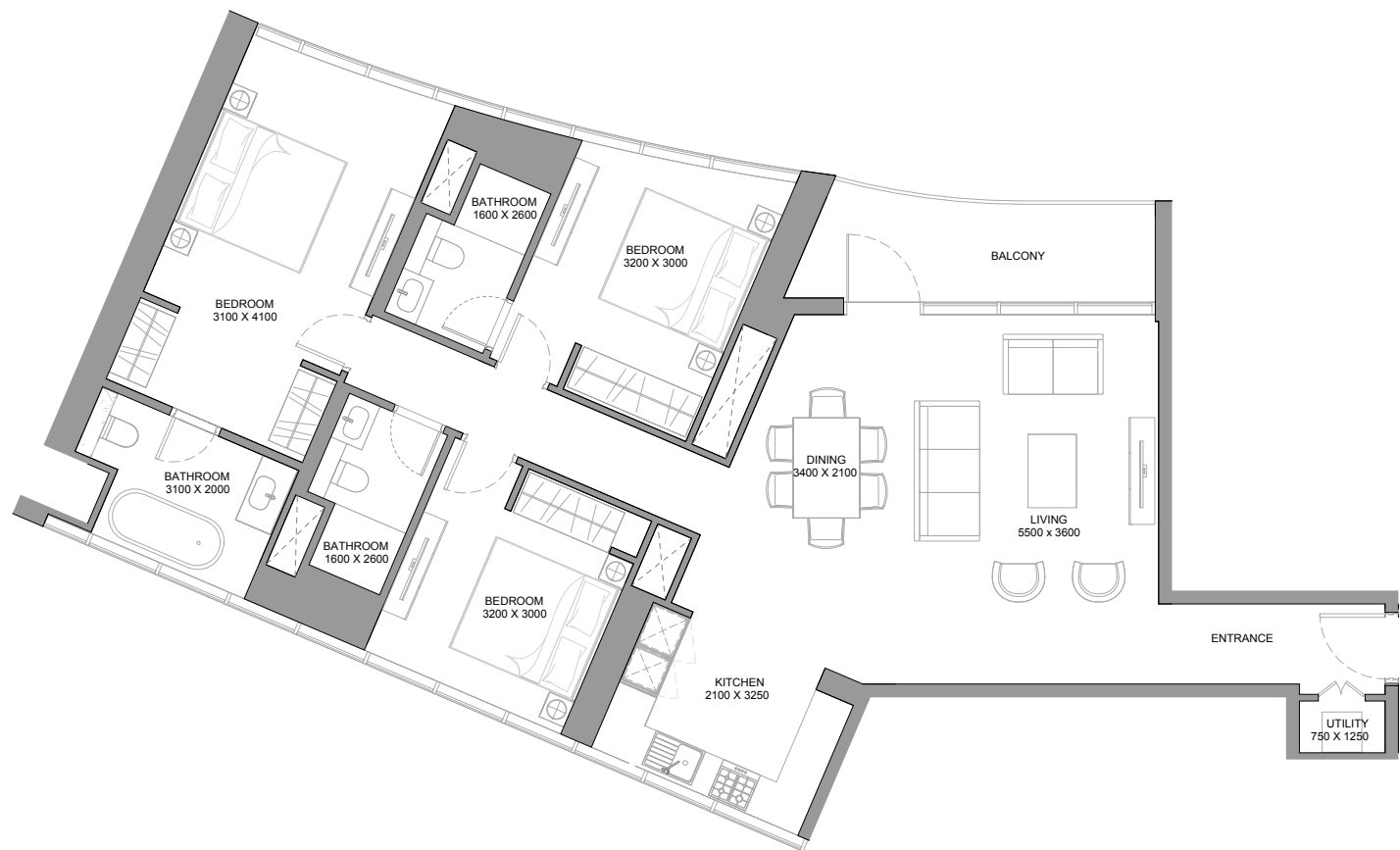
TYPE A (with balcony) VARIANT 1

TOTAL SALEABLE AREA

SUITE RANGE = 1369.06 SQ.FT. - 1369.49 SQ.FT.

BALCONY RANGE = 104.19 SQ.FT. - 104.30 SQ.FT.

TOTAL RANGE = 1473.36 SQ.FT. - 1473.68 SQ.FT.



List of unit numbers with this unit plan:

VIEWS

Dual Aspect (Amenities, Lagoon, Dubai Skyline)

B814, B914, B1014

Dual Aspect (Community, Lagoon, Dubai Skyline)

B1114, B1214, B1314, B1414, B1514, B1614, B1714, B1814, B1914, B2014, B2114



Disclaimer: 1. All dimensions are in metric, measured to wall finishes. 2. All materials, dimensions & drawings are approximate. 3. Information is subject to change without notice, at developer's absolute discretion. 4. Actual area may vary from the stated area. 5. Drawing are not to scale. 6. All images used are for illustrative purpose only and do not represent the actual size, features, specifications, fittings and furnishings. 7. The developer reserves the right to make revisions/ alterations, at its absolute discretion, without any liability whatsoever.

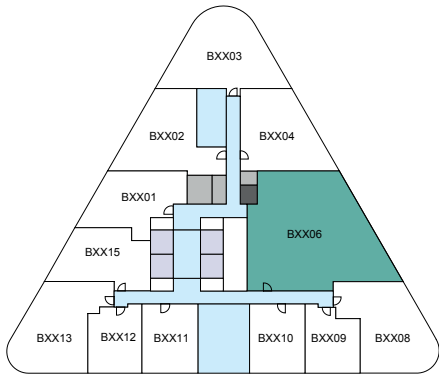
# 3.5 BEDROOM APARTMENT

TYPE A (with study room, maid room and shared powder room + balcony)

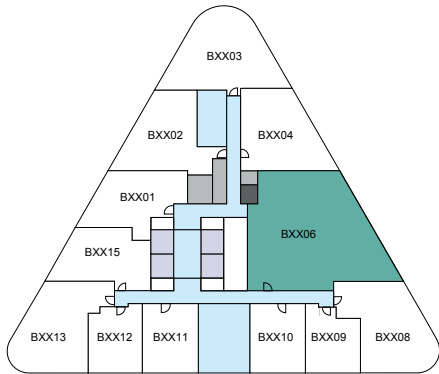
## TOTAL SALEABLE AREA

SUITE = 2041.59 SQ.FT.  
BALCONY = 247.35 SQ.FT.  
TOTAL = 2288.94 SQ.FT.

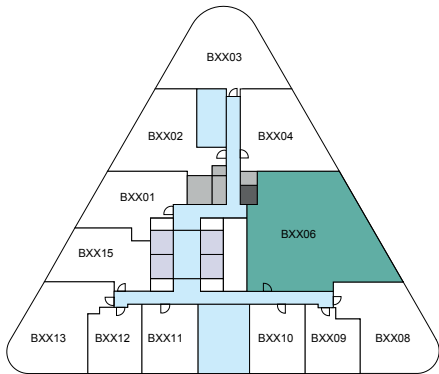
UNIT



LEVEL 43-48, 50-53, 55-59



LEVEL 49



LEVEL 54

List of unit numbers with this unit plan:

## VIEWS

### Community

B4306, B4406, B4506, B4606, B4706, B4806, B4906, B5006, B5106, B5206, B5306, B5406, B5506, B5606, B5706, B5806, B5906

Disclaimer: 1. All dimensions are in metric, measured to wall finishes. 2. All materials, dimensions & drawings are approximate. 3. Information is subject to change without notice, at developer's absolute discretion. 4. Actual area may vary from the stated area. 5. Drawing are not to scale. 6. All images used are for illustrative purpose only and do not represent the actual size, features, specifications, fittings and furnishings. 7. The developer reserves the right to make revisions/ alterations, at its absolute discretion, without any liability whatsoever.



3.5 BEDROOM APARTMENT

TYPE A (with study room, maid room and shared powder room + balcony) VARIANT 1

TOTAL SALEABLE AREA

SUITE = 2041.59 SQ.FT.  
BALCONY = 247.35 SQ.FT.  
TOTAL = 2288.94 SQ.FT.



List of unit numbers with this unit plan:

VIEWS

Community

B4306, B4406, B4506, B4606, B4706, B4806, B4906, B5006, B5106, B5206, B5306, B5406, B5506, B5606, B5706, B5806, B5906

Disclaimer: 1. All dimensions are in metric, measured to wall finishes. 2. All materials, dimensions & drawings are approximate. 3. Information is subject to change without notice, at developer's absolute discretion. 4. Actual area may vary from the stated area. 5. Drawing are not to scale. 6. All images used are for illustrative purpose only and do not represent the actual size, features, specifications, fittings and furnishings. 7. The developer reserves the right to make revisions/ alterations, at its absolute discretion, without any liability whatsoever.



SOBHA  
REALTY