



SKYVUE

SOLAIR



Spearheading the Sobha way!

**Sobha Realty redefines the concept
of luxury residential living with a
repertoire of real estate projects
across Dubai.**

With razor-sharp focus on quality and innovation, it has created a plethora of iconic spaces such as extravagant palaces, ornate mosques, cutting edge campuses and ultra-luxurious communities with grand villas and apartments. Pioneering the 'Backward Integration' model in real estate, Sobha Realty employs in-house mastery to create a unique offering of fine living that extends beyond the customer's expectations.

Backward Integration. Forward Thinking.

DESIGN

Masterfully conceptualized.

MATERIAL SOURCING

Employing cutting-edge
technology for world-class
manufacturing.

QUALITY CONTROL

Establishing a new global
standard.

ENGINEERING & CONTRACTING

Scrupulously refined to
perfection.

CRAFTSMANSHIP

Exquisite attention to detail
from inception to completion.



**WE NOTICE THE
SMALLEST
DETAILS.**

So you won't have to.

SOBHA
REALTY

Adorning the Northern Skyline



THE WORLD ISLANDS

PALM JUMEIRAH

BURJ AL ARAB

BURJ KHALIFA

AIN DUBAI

SOBHA SEAHAVEN

SOBHA S-TOWER

UMM SUQEIM

JUMEIRAH

BUR DUBAI

SHEIKH ZAYED ROAD

SOBHA REALTY METRO STATION

JEBEL ALI

SOBHA VERDE

AL QUOZ INDUSTRIAL AREA

THE DUBAI MALL

AL BARSHA

AL KHAIL ROAD

SOBHA HARTLAND

DUBAI INTERNATIONAL AIRPORT

DUBAI INVESTMENTS PARK

MOTOR CITY

NAD AL SHEBA

DUBAI CREEK HARBOUR

RASHIDIYA

SOBHA HARTLAND II

SOBHA ONE

SHEIKH MOHAMMED BIN ZAYED ROAD

SOBHA RESERVE

DUBAI SILICON OASIS

INTERNATIONAL CITY



AL MAKTOUM INTERNATIONAL AIRPORT





RAS AL KHOR
WILDLIFE SANCTUARY
05 MINUTES



MEYDAN
RACE COURSE
10 MINUTES



SOBHA HARTLAND &
2 INTERNATIONAL SCHOOLS
10 MINUTES



DOWNTOWN DUBAI
10 MINUTES



DUBAI INTERNATIONAL
AIRPORT
12 MINUTES




BUSINESS BAY
12 MINUTES



BURJ KHALIFA &
THE DUBAI MALL
15 MINUTES



DUBAI OPERA
15 MINUTES



DUBAI FRAME
15 MINUTES



PALM JUMEIRAH
25 MINUTES

Where the city meets the sky

Sobha Hartland II, a contemporary sanctuary, is centrally located and seamlessly connected to the heart of Dubai, with convenient access to the city's major landmarks.

Each moment offers unparalleled convenience and modern elegance, immerse yourself in the dynamic life of Sobha Hartland II with effortless access to Downtown Dubai and other key destinations.



An exclusive retreat, crafted just for you

Sobha Hartland II, Dubai's most premium master community, sprawling across 8 million sq ft, is a perfect blend of urban convenience and community spirit. With an international school, office spaces, world-class mall, clubhouse and a range of retail options, this community keeps everything you need within reach.





Introducing



SKYVUE
SOLAIR


Sky High Opulence

Taking Opulence
To the Next Level.
Whilst staying centered.



Skyvue Solair, a unique gem, stands as the inaugural tower in the esteemed Skyvue cluster, marking the beginning of limitless possibilities.



Skyvue Solair presents a collection of distinguished residences and exceptional amenities, offering an unparalleled living experience in a seamlessly connected environment.



Elevated Luxury and Elegant Living

Surrounded by natural light, with panoramic views, these residences exude an air of sophistication and epitomize luxury living. Experience an unparalleled blend of convenience, sophistication and natural beauty.





Sophistication at new heights

Skyvue forms the crescendo of the Northern skyline within the centrally located Sobha Hartland II, the towers offers tranquil retreats and breathtaking vistas that elevate the living experience.






The Luxuries, The Heights, And the City!

Skyvue's architecture gracefully embraces its surroundings with a rhythmically flowing zig-zag facade set within a triangular floor plan.



This masterful design invites panoramic views into every space, creating an effortlessly elevated living experience where dual-aspect apartments become a gateway to an endless horizon.



An aerial architectural rendering of a modern skyscraper complex. The complex features three main towers with glass facades and gold-colored accents. The towers are situated on a landscaped plot with greenery and a circular pool. In the background, a large body of water (Dubai Creek) separates the development from the Dubai city skyline, which includes the Burj Khalifa. The sky is blue with scattered clouds, and the overall scene is bathed in warm, golden light, suggesting sunrise or sunset.

Overlooking the skyline of dreams

The tower stands tall with unmatched views of Dubai's Iconic skyline and views of Downtown Dubai and the Ras al Khor wildlife sanctuary one can only imagine the dreams birthed in this opulent sanctuary.



Find Your Place Above, Gaze upon Horizons

Skyvue Solair offers unobstructed panoramas of the surrounding neighborhood, where each day unfolds with serenity and beauty.






Exceptional as expected

As luxury evolves, so does the art of living.
This tower redefines opulence, presenting
an extravagant new approach to living with
timeless elegance and unmatched grandeur.





Life at Skyvue Solair

Unveil a world of boundless experiences,
where every lifestyle, age, and passion find
its perfect expression.






The Arc of luxury

Skyvue Solair is masterfully crafted around a stunning amphitheater that adapts gracefully with the shifting water levels.

Encircling the mesmerizing water feature, you'll discover a curated collection of distinguished dining, offering a truly elevated experience.





Cherish every breath in this private community filled with extraordinary array of experiences – from tranquil sensory gardens and a water obstacle course to a refined clubhouse, thoughtfully designed indoor workspaces, and a scenic cycle path.



Designed for
Every Passion



Every day unfolds with new experiences and excitement. Relish a cinematic experience in the open-air theatre or create unforgettable moments in the BBQ Area and Party Terrace. This vibrant community caters to every need, allowing you to embrace life in its fullest, most enriching form.

A wealth of amenities awaits to enhance both entertainment and lifestyle



Water

- Kid's Pool
- Infinity Pool
- Jacuzzi
- Central water Feature

Fitness

- Outdoor Gym
- Indoor Gym
- Indoor Yoga Studio
- Circuit Training
- Walking/Jogging Loop
- Yoga and Meditation Area
- Sauna and Steam
- Outdoor Crossfit

Entertainment

- Multipurpose Hall
- Open Cinema Area
- Open Picnic Lawn
- Barbeque Area
- Party Terrace
- Open Amphitheatre Seating

Indoor

- Indoor Movie Theatre
- Library/Reading Room
- Cards room, Chess and Carrom
- Indoor video game room
- Music Room
- Art Room

Kids & Toddlers Zone

- Kids Games Room
- Kids Playroom

Disclaimer:
The images developed uses computer graphics technology (photorealistic rendering) to showcase the building and apartment's design, including the facade, elevations, and interiors. All furniture, lighting, finishes, facade and art shown are for marketing purposes only. All contents in these images are for illustrative purposes only and subject to change.




Find your Connection

It's not just about sharing space; it's about fostering connections, offering support, and cultivating a true sense of belonging.

Unwind, recharge, and refresh your mind and body with exclusive clubhouse-style amenities right at home.





Fresh, Bright and Breezy

Irradiating with natural light through floor-to-ceiling glazed walls, Skyvue Solair exudes an air of sophistication and luxury at every point. Wake up invigorated and ready to face another sublime day in paradise.





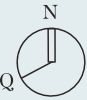
Residences Tailored to Perfection

Within these walls, tranquility reigns, as triangular elegance and refined design effortlessly guide one back to the serene haven of Skyvue, where every detail embodies perfection.

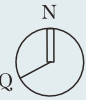
Disclaimer:

The images developed uses computer graphics technology (photorealistic rendering) **to** showcase the building and apartment's design, including the facade, elevations, and interiors. All furniture, lighting, finishes, facade and art shown are for marketing purposes only. All contents in these images are for illustrative purposes only and subject to change.

LOCATION MAP



MASTER PLAN



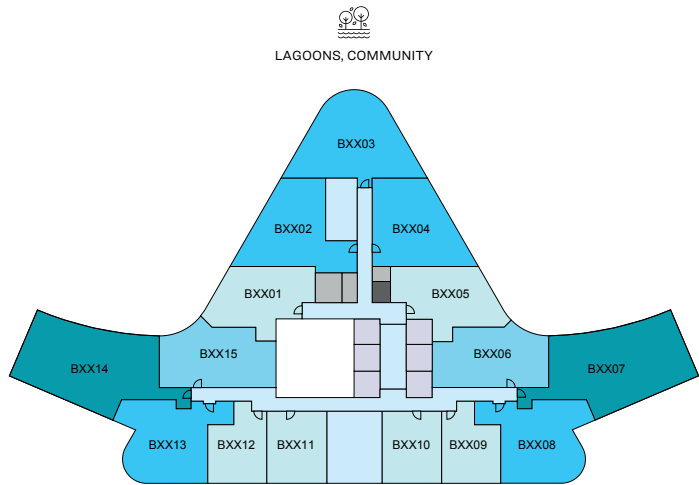
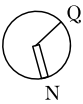
SITE PLAN



Floor
Plans

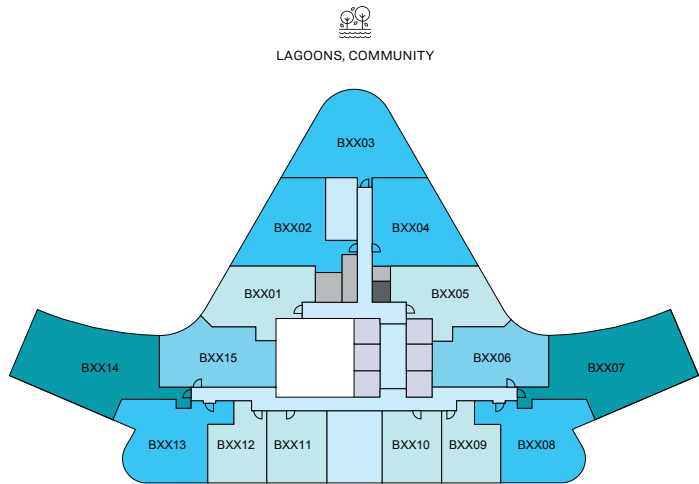
FLOOR PLAN LAYOUT

SKYVUE SOLAIR



COMMUNITY

LEVEL 07-08, 11-18, 20-21



COMMUNITY

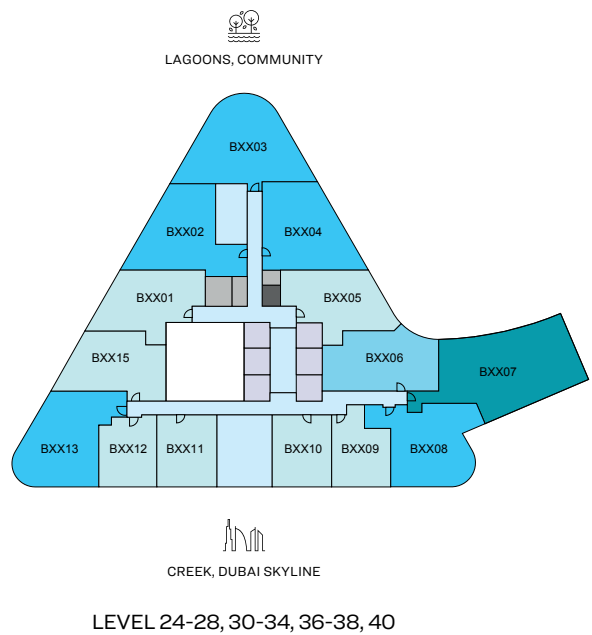
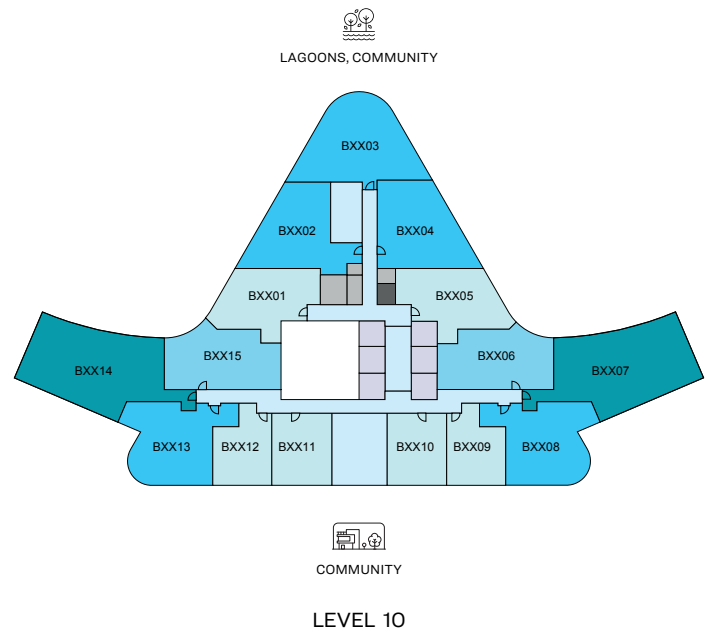
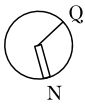
LEVEL 09,19

1 BED UNIT	2 BED UNIT	CIRCULATION	LIFTS
1.5 BED UNIT	3 BED UNIT	SERVICES	GARBAGE ROOM

Disclaimer: 1. All dimensions are in metric, measured to wall finishes. 2. All materials, dimensions & drawings are approximate. 3. Information is subject to change without notice, at developer's absolute discretion. 4. Actual area may vary from the stated area. 5. Drawing are not to scale. 6. All images used are for illustrative purpose only and do not represent the actual size, features, specifications, fittings and furnishings. 7. The developer reserves the right to make revisions/ alterations, at its absolute discretion, without any liability whatsoever.

FLOOR PLAN LAYOUT

SKYVUE SOLAIR

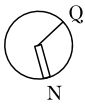


1 BED UNIT	2 BED UNIT	CIRCULATION	LIFTS
1.5 BED UNIT	3 BED UNIT	SERVICES	GARBAGE ROOM

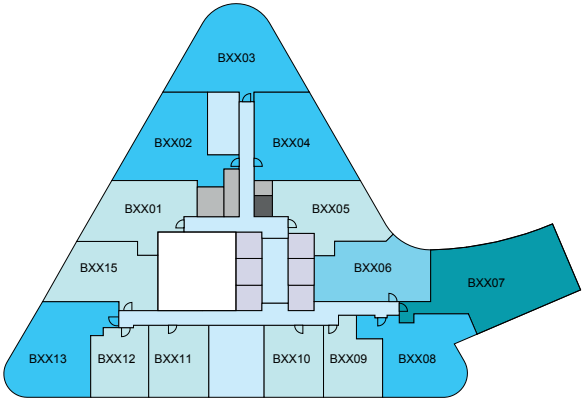
Disclaimer: 1. All dimensions are in metric, measured to wall finishes. 2. All materials, dimensions & drawings are approximate. 3. Information is subject to change without notice, at developer's absolute discretion. 4. Actual area may vary from the stated area. 5. Drawing are not to scale. 6. All images used are for illustrative purpose only and do not represent the actual size, features, specifications, fittings and furnishings. 7. The developer reserves the right to make revisions/ alterations, at its absolute discretion, without any liability whatsoever.

FLOOR PLAN LAYOUT

SKYVUE SOLAIR



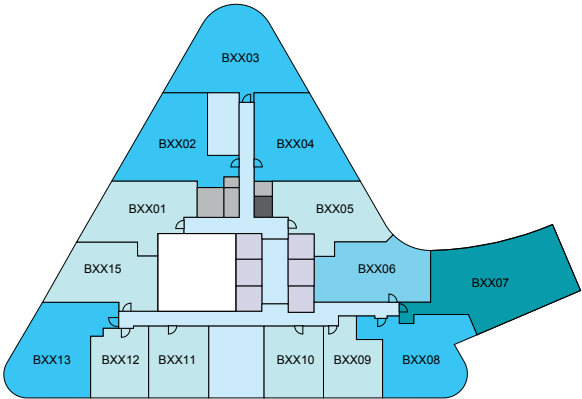
LAGOONS, COMMUNITY



CREEK, DUBAI SKYLINE

LEVEL 29, 39

LAGOONS, COMMUNITY



CREEK, DUBAI SKYLINE

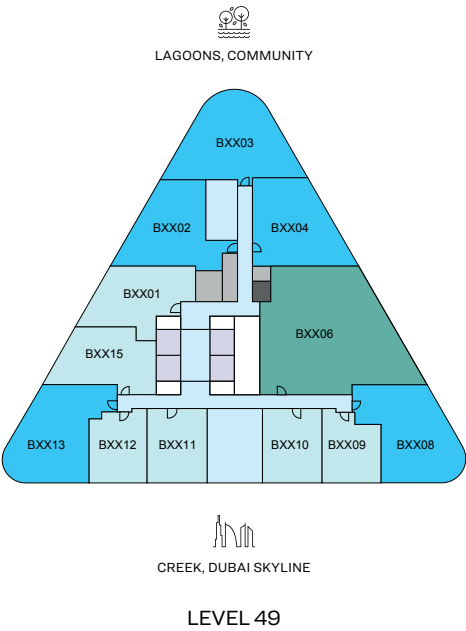
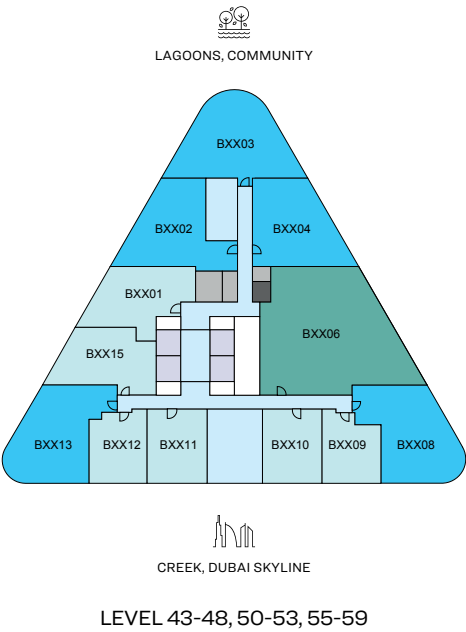
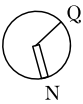
LEVEL 35

1 BED UNIT	2 BED UNIT	CIRCULATION	LIFTS
1.5 BED UNIT	3 BED UNIT	SERVICES	GARBAGE ROOM

Disclaimer: 1. All dimensions are in metric, measured to wall finishes. 2. All materials, dimensions & drawings are approximate. 3. Information is subject to change without notice, at developer's absolute discretion. 4. Actual area may vary from the stated area. 5. Drawing are not to scale. 6. All images used are for illustrative purpose only and do not represent the actual size, features, specifications, fittings and furnishings. 7. The developer reserves the right to make revisions/ alterations, at its absolute discretion, without any liability whatsoever.

FLOOR PLAN LAYOUT

SKYVUE SOLAIR

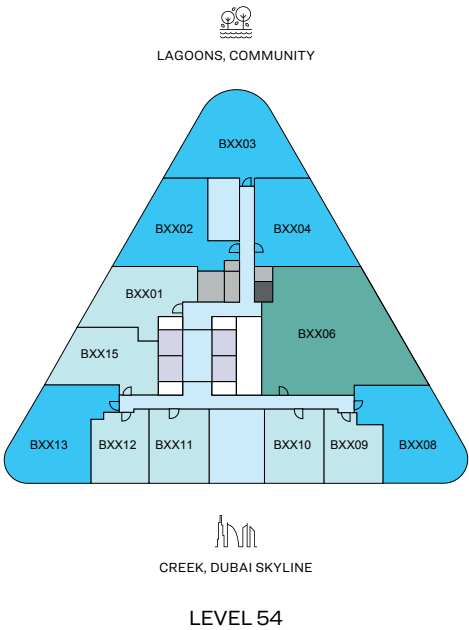
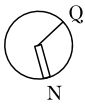


- | | | | |
|------------|--------------|----------|--------------|
| 1 BED UNIT | 3.5 BED UNIT | SERVICES | GARBAGE ROOM |
| 2 BED UNIT | CIRCULATION | LIFTS | |

Disclaimer: 1. All dimensions are in metric, measured to wall finishes. 2. All materials, dimensions & drawings are approximate. 3. Information is subject to change without notice, at developer's absolute discretion. 4. Actual area may vary from the stated area. 5. Drawing are not to scale. 6. All images used are for illustrative purpose only and do not represent the actual size, features, specifications, fittings and furnishings. 7. The developer reserves the right to make revisions/ alterations, at its absolute discretion, without any liability whatsoever.

FLOOR PLAN LAYOUT

SKYVUE SOLAIR



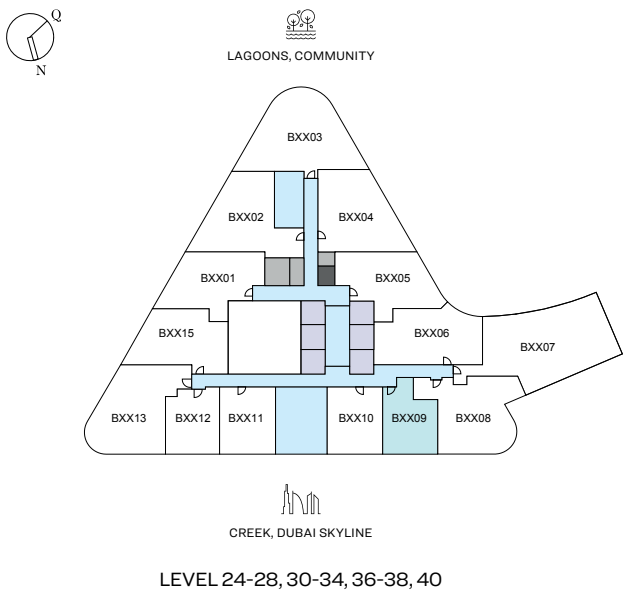
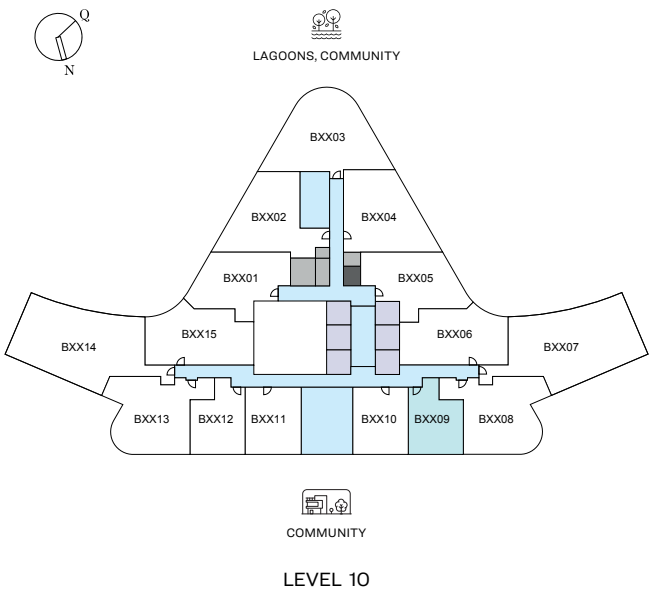
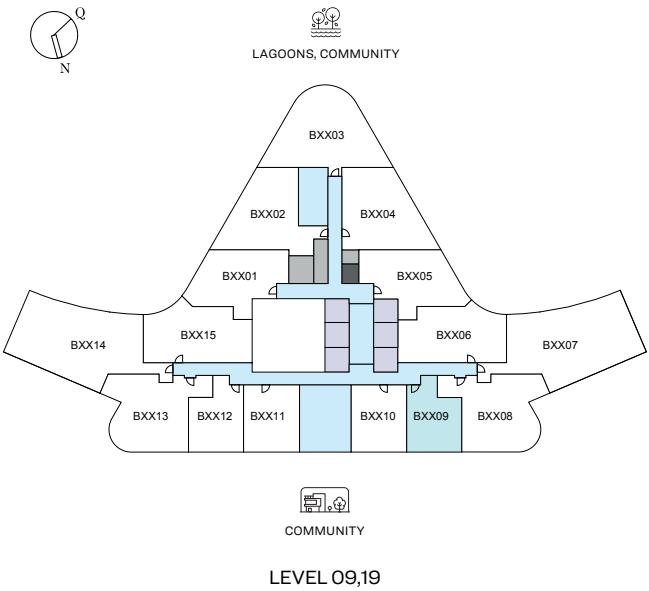
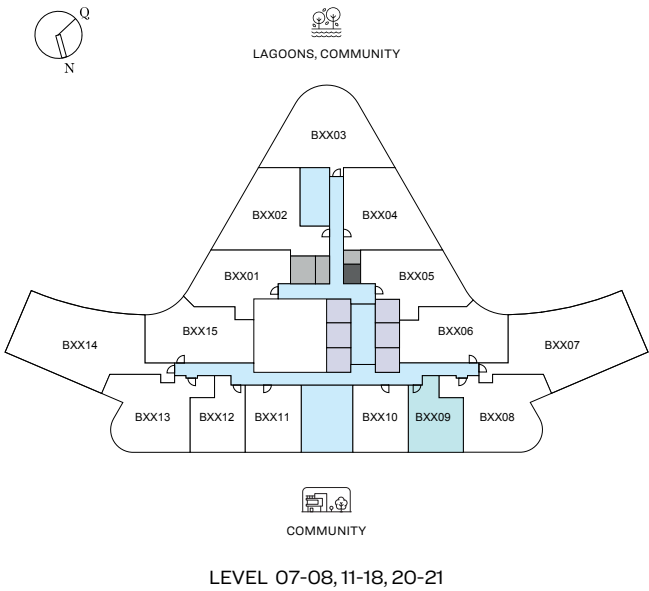
1 BED UNIT	3.5 BED UNIT	SERVICES	GARBAGE ROOM
2 BED UNIT	CIRCULATION	LIFTS	

Disclaimer: 1. All dimensions are in metric, measured to wall finishes. 2. All materials, dimensions & drawings are approximate. 3. Information is subject to change without notice, at developer's absolute discretion. 4. Actual area may vary from the stated area. 5. Drawing are not to scale. 6. All images used are for illustrative purpose only and do not represent the actual size, features, specifications, fittings and furnishings. 7. The developer reserves the right to make revisions/ alterations, at its absolute discretion, without any liability whatsoever.

1 BEDROOM APARTMENT
TYPE A (with balcony)

TOTAL SALEABLE AREA
SUITE RANGE = 499.45 SQ.FT. - 502.67 SQ.FT.
BALCONY = 51.13 SQ.FT.
TOTAL RANGE = 550.58 SQ.FT. - 553.80 SQ.FT.

UNIT



List of unit numbers with this unit plan:

VIEWS

Community
B709, B809, B909, B1009, B1109, B1209, B1309, B1409, B1509, B1609, B1709, B1809, B1909, B2009, B2109, B2409, B2509, B2609, B2709, B2809, B2909, B3009, B3109, B3209, B3309, B3409, B3509

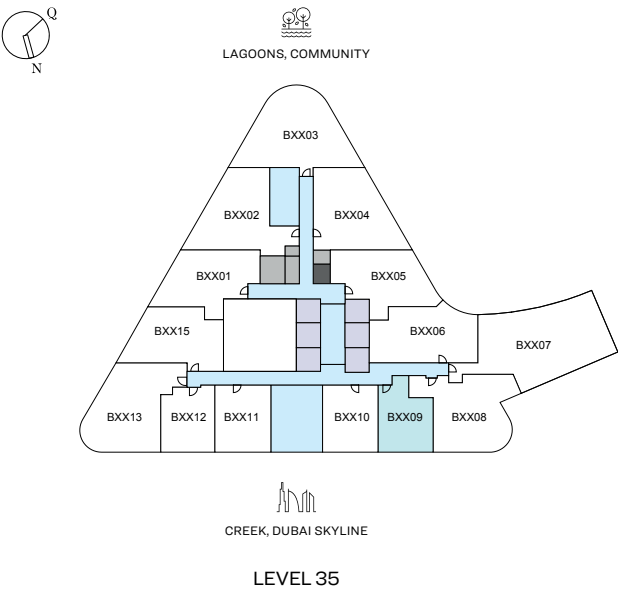
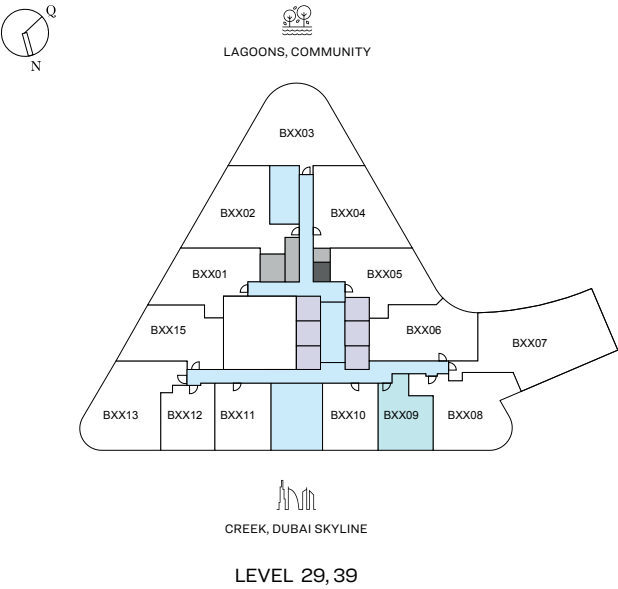
Ras Al Khor, Creek
B3609, B3709, B3809, B3909, B4009

Disclaimer: 1. All dimensions are in metric, measured to wall finishes. 2. All materials, dimensions & drawings are approximate. 3. Information is subject to change without notice, at developer's absolute discretion. 4. Actual area may vary from the stated area. 5. Drawing are not to scale. 6. All images used are for illustrative purpose only and do not represent the actual size, features, specifications, fittings and furnishings. 7. The developer reserves the right to make revisions/ alterations, at its absolute discretion, without any liability whatsoever.

1 BEDROOM APARTMENT
TYPE A (with balcony)

TOTAL SALEABLE AREA
SUITE RANGE = 499.45 SQ.FT. - 502.67 SQ.FT.
BALCONY = 51.13 SQ.FT.
TOTAL RANGE = 550.58 SQ.FT. - 553.80 SQ.FT.

UNIT



List of unit numbers with this unit plan:

VIEWS

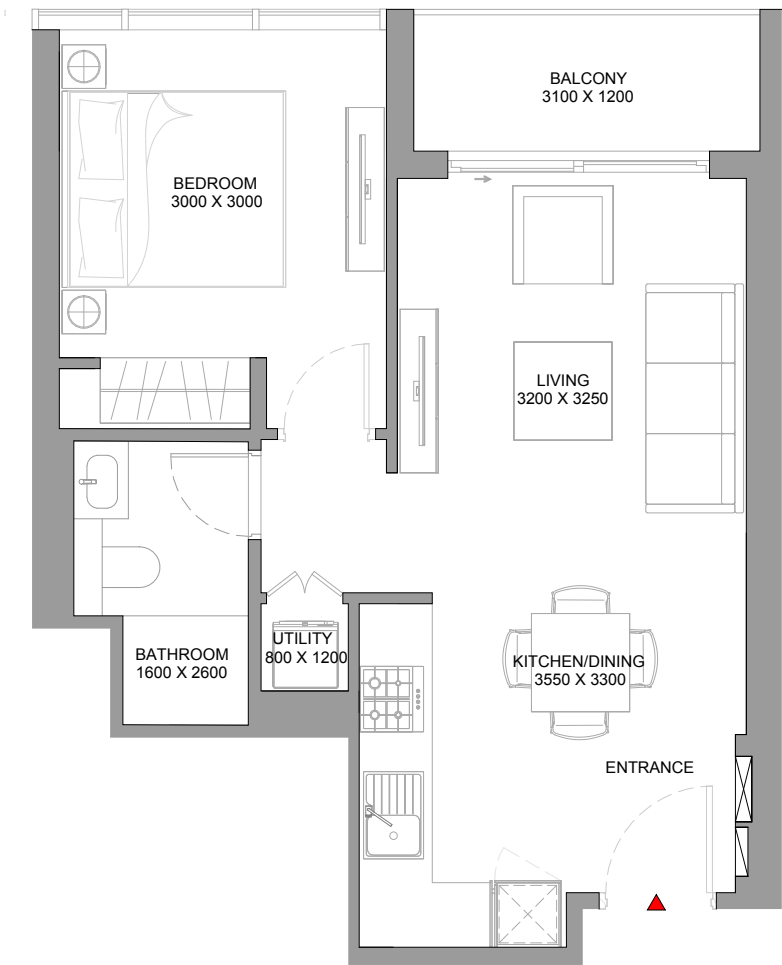
Community
B709, B809, B909, B1009, B1109, B1209, B1309, B1409, B1509, B1609, B1709, B1809, B1909, B2009, B2109, B2409, B2509, B2609, B2709, B2809, B2909, B3009, B3109, B3209, B3309, B3409, B3509

Ras Al Khor, Creek
B3609, B3709, B3809, B3909, B4009

Disclaimer: 1. All dimensions are in metric, measured to wall finishes. 2. All materials, dimensions & drawings are approximate. 3. Information is subject to change without notice, at developer's absolute discretion. 4. Actual area may vary from the stated area. 5. Drawing are not to scale. 6. All images used are for illustrative purpose only and do not represent the actual size, features, specifications, fittings and furnishings. 7. The developer reserves the right to make revisions/ alterations, at its absolute discretion, without any liability whatsoever.

1 BEDROOM APARTMENT
TYPE A (with balcony)

TOTAL SALEABLE AREA
SUITE RANGE = 499.45 SQ.FT. - 502.67 SQ.FT.
BALCONY = 51.13 SQ.FT.
TOTAL RANGE = 550.58 SQ.FT. - 553.80 SQ.FT.



List of unit numbers with this unit plan:

VIEWS

- Community**
B709, B809, B909, B1009, B1109, B1209, B1309, B1409, B1509, B1609, B1709, B1809, B1909, B2009, B2109, B2409, B2509, B2609, B2709, B2809, B2909, B3009, B3109, B3209, B3309, B3409, B3509
- Ras Al Khor, Creek**
B3609, B3709, B3809, B3909, B4009



Disclaimer: 1. All dimensions are in metric, measured to wall finishes. 2. All materials, dimensions & drawings are approximate. 3. Information is subject to change without notice, at developer's absolute discretion. 4. Actual area may vary from the stated area. 5. Drawing are not to scale. 6. All images used are for illustrative purpose only and do not represent the actual size, features, specifications, fittings and furnishings. 7. The developer reserves the right to make revisions/ alterations, at its absolute discretion, without any liability whatsoever.

1 BEDROOM APARTMENT

TYPE A (with balcony) VARIANT 1

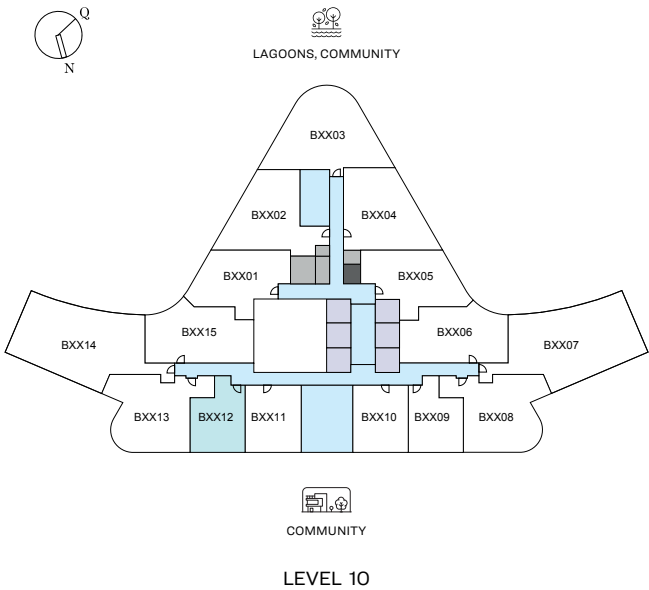
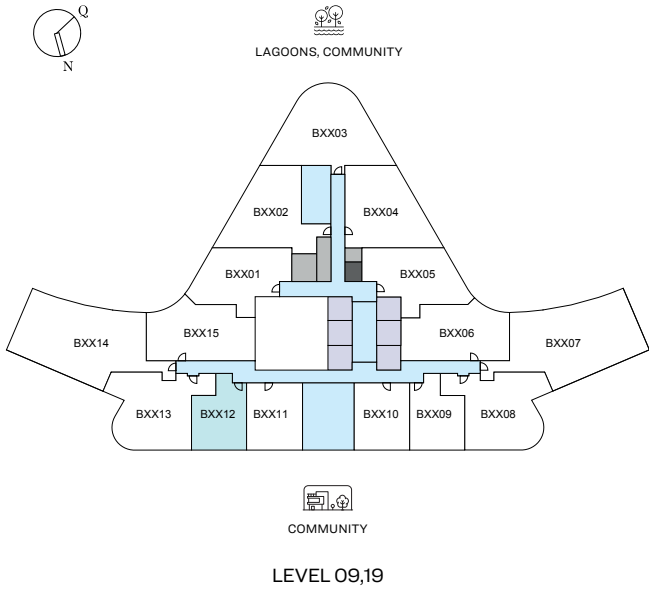
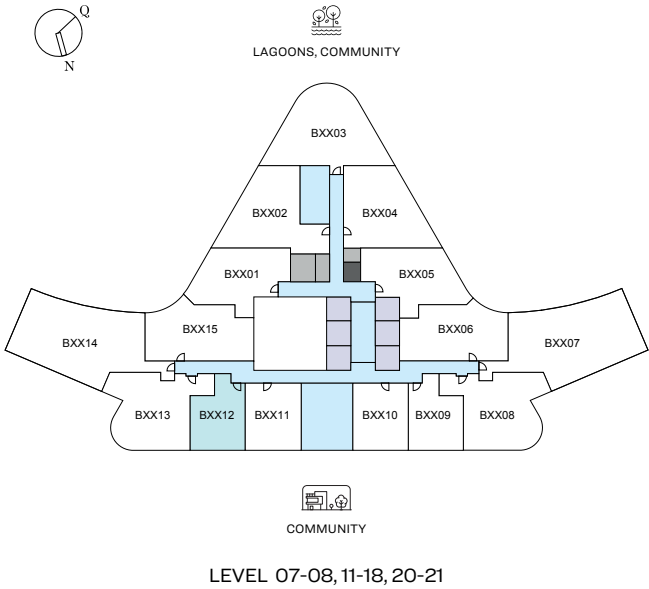
TOTAL SALEABLE AREA

SUITE RANGE = 499.45 SQ.FT. - 502.67 SQ.FT.

BALCONY = 51.13 SQ.FT.

TOTAL RANGE = 550.58 SQ.FT. - 553.80 SQ.FT.

UNIT



List of unit numbers with this unit plan:

VIEWS

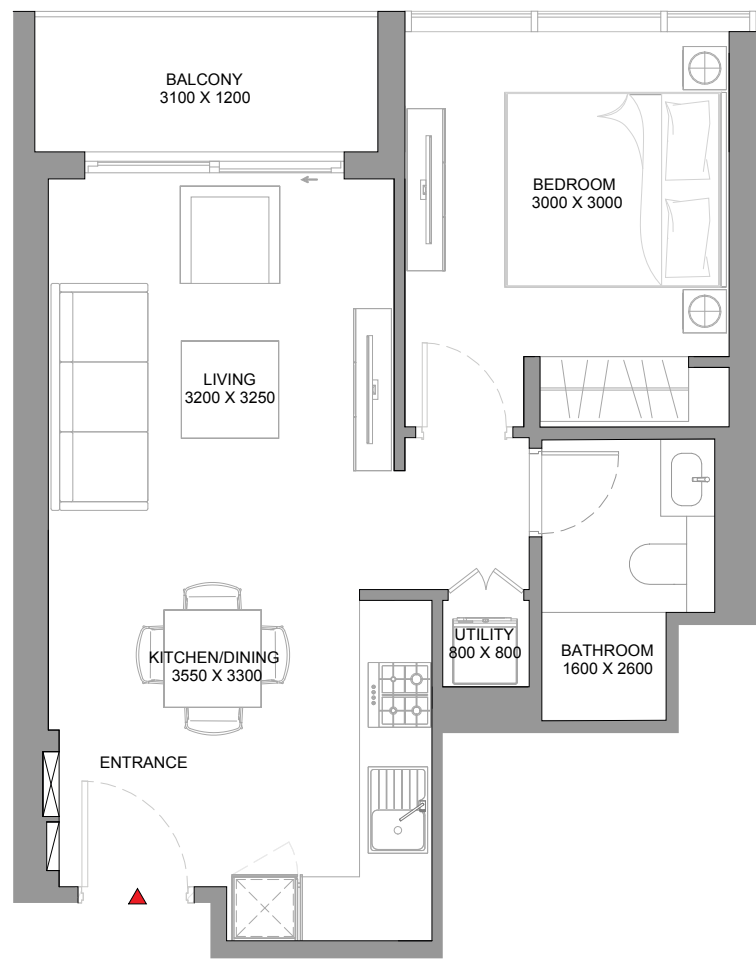
Community

B712, B812, B912, B1012, B1112, B1212, B1312, B1412, B1512, B1612, B1712, B1812, B1912, B2012, B2112

Disclaimer: 1. All dimensions are in metric, measured to wall finishes. 2. All materials, dimensions & drawings are approximate. 3. Information is subject to change without notice, at developer's absolute discretion. 4. Actual area may vary from the stated area. 5. Drawing are not to scale. 6. All images used are for illustrative purpose only and do not represent the actual size, features, specifications, fittings and furnishings. 7. The developer reserves the right to make revisions/ alterations, at its absolute discretion, without any liability whatsoever.

1 BEDROOM APARTMENT
TYPE A (with balcony) VARIANT 1

TOTAL SALEABLE AREA
SUITE RANGE = 499.45 SQ.FT. - 502.67 SQ.FT.
BALCONY = 51.13 SQ.FT.
TOTAL RANGE = 550.58 SQ.FT. - 553.80 SQ.FT.



List of unit numbers with this unit plan:

VIEWS

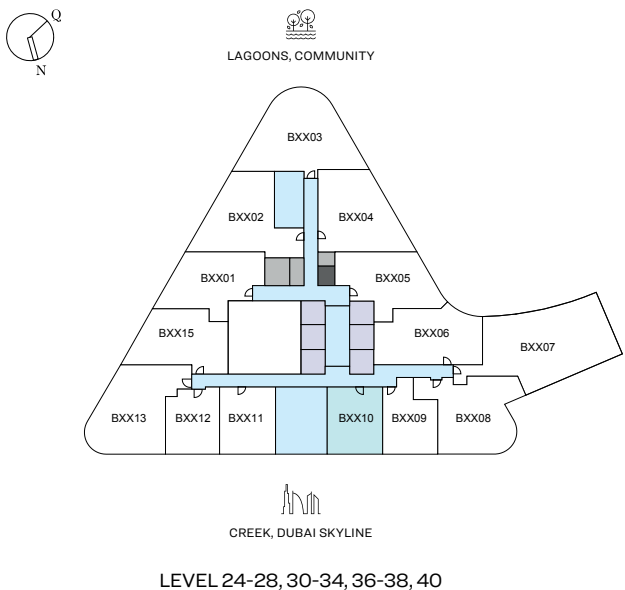
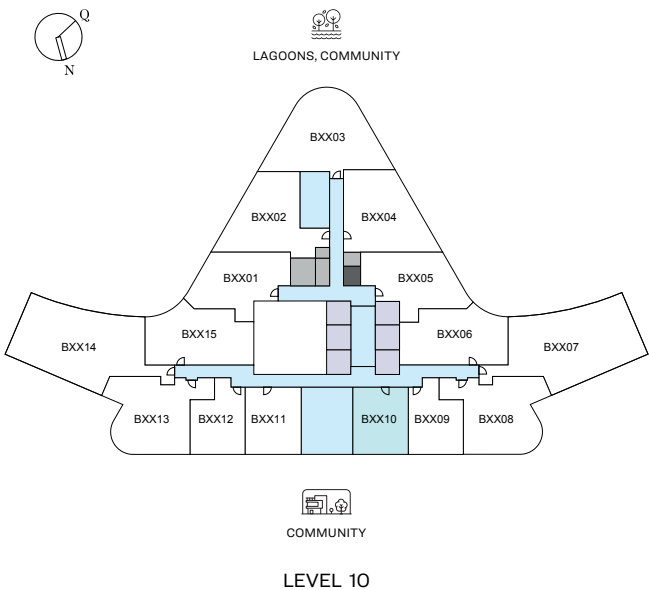
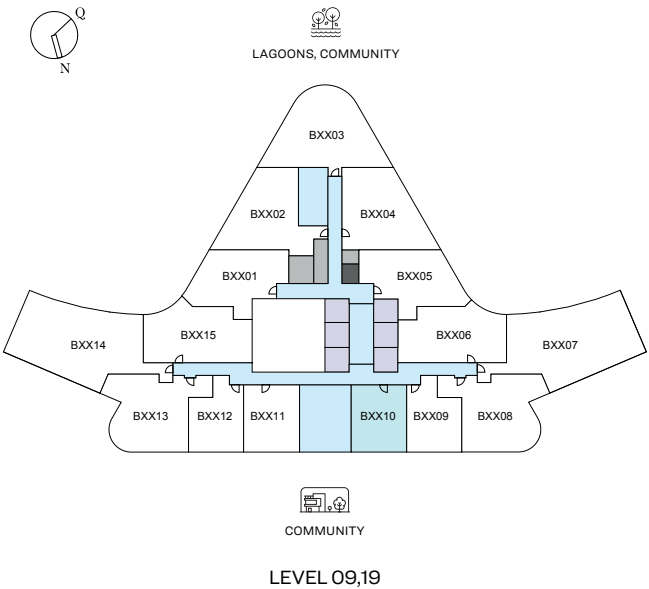
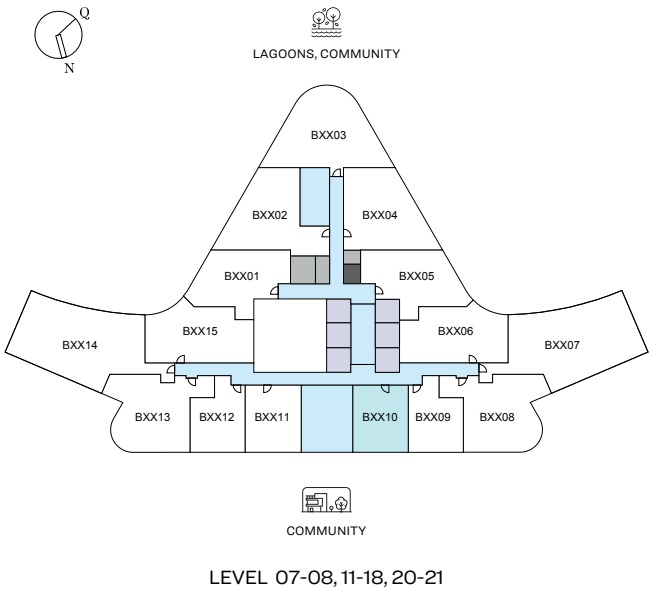
Community
B712, B812, B912, B1012, B1112, B1212, B1312, B1412, B1512, B1612, B1712, B1812, B1912, B2012, B2112

Disclaimer: 1. All dimensions are in metric, measured to wall finishes. 2. All materials, dimensions & drawings are approximate. 3. Information is subject to change without notice, at developer's absolute discretion. 4. Actual area may vary from the stated area. 5. Drawing are not to scale. 6. All images used are for illustrative purpose only and do not represent the actual size, features, specifications, fittings and furnishings. 7. The developer reserves the right to make revisions/ alterations, at its absolute discretion, without any liability whatsoever.

1 BEDROOM APARTMENT
TYPE B (with balcony)

TOTAL SALEABLE AREA
SUITE = 496.86 SQ.FT.
BALCONY = 51.13 SQ.FT.
TOTAL = 547.99 SQ.FT.

UNIT



List of unit numbers with this unit plan:

VIEWS

Community

B710, B810, B910, B1010, B1110, B1210, B1310, B1410, B1510, B1610, B1710, B1810, B1910, B2010, B2110, B2410, B2510, B2610, B2710, B2810, B2910, B3010, B3110, B3210, B3310, B3410, B3510

Ras Al Khor, Creek

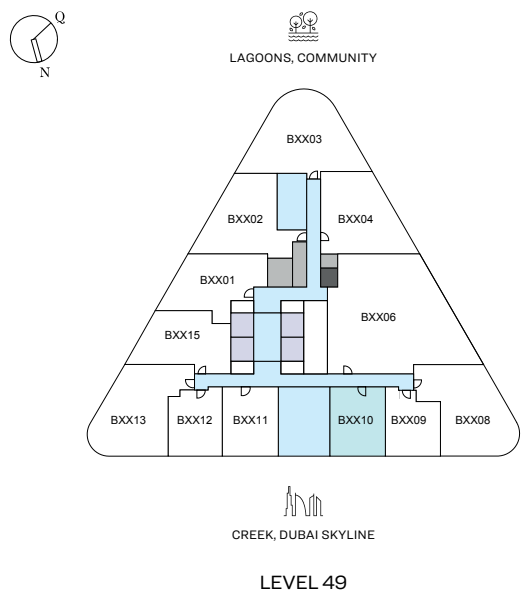
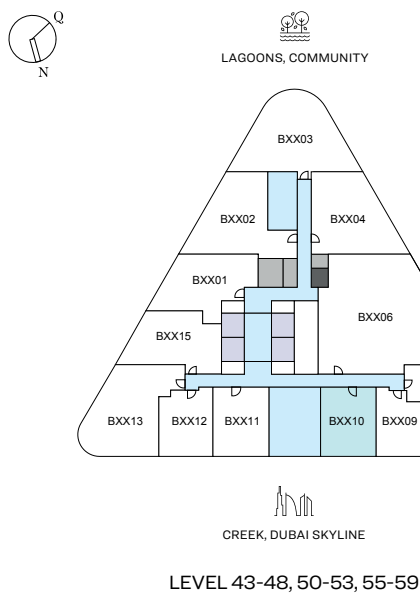
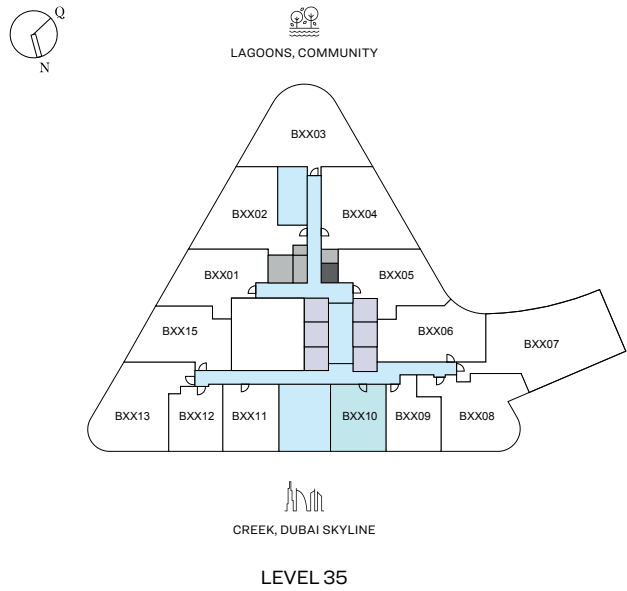
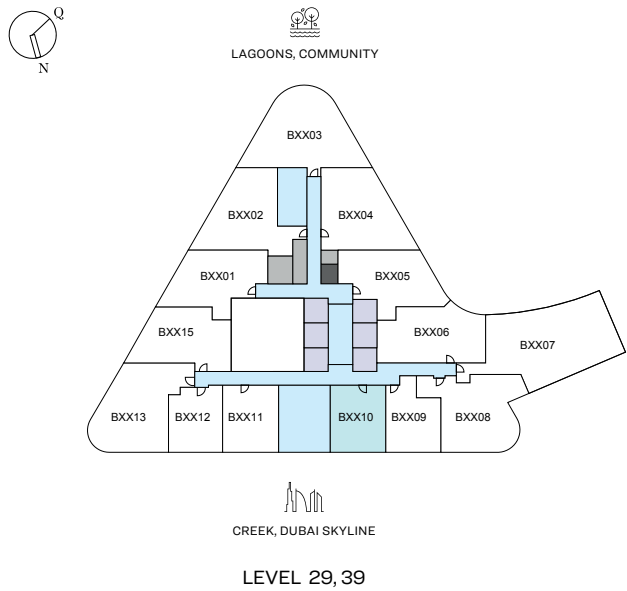
B3610, B3710, B3810, B3910, B4010, B4310, B4410, B4510, B4610, B4710, B4810, B4910, B5010, B5110, B5210, B5310, B5410, B5510, B5610, B5710, B5810, B5910

Disclaimer: 1. All dimensions are in metric, measured to wall finishes. 2. All materials, dimensions & drawings are approximate. 3. Information is subject to change without notice, at developer's absolute discretion. 4. Actual area may vary from the stated area. 5. Drawing are not to scale. 6. All images used are for illustrative purpose only and do not represent the actual size, features, specifications, fittings and furnishings. 7. The developer reserves the right to make revisions/ alterations, at its absolute discretion, without any liability whatsoever.

1 BEDROOM APARTMENT
TYPE B (with balcony)

TOTAL SALEABLE AREA
SUITE = 496.86 SQ.FT.
BALCONY = 51.13 SQ.FT.
TOTAL = 547.99 SQ.FT.

UNIT



List of unit numbers with this unit plan:

VIEWS

Community

B710, B810, B910, B1010, B1110, B1210, B1310, B1410, B1510, B1610, B1710, B1810, B1910, B2010, B2110, B2410, B2510, B2610, B2710, B2810, B2910, B3010, B3110, B3210, B3310, B3410, B3510

Ras Al Khor, Creek

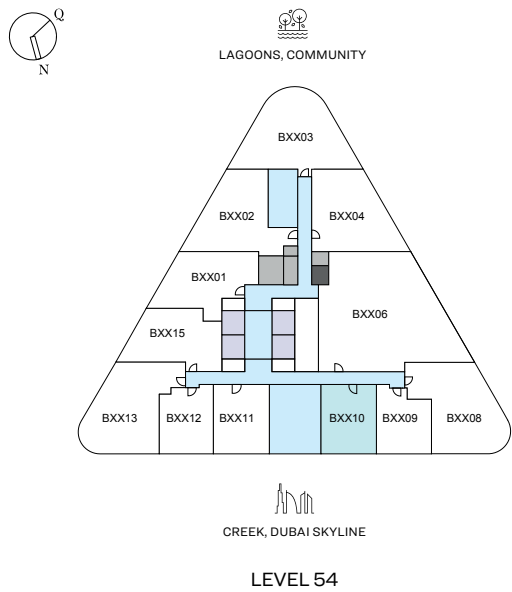
B3610, B3710, B3810, B3910, B4010, B4310, B4410, B4510, B4610, B4710, B4810, B4910, B5010, B5110, B5210, B5310, B5410, B5510, B5610, B5710, B5810, B5910

Disclaimer: 1. All dimensions are in metric, measured to wall finishes. 2. All materials, dimensions & drawings are approximate. 3. Information is subject to change without notice, at developer's absolute discretion. 4. Actual area may vary from the stated area. 5. Drawing are not to scale. 6. All images used are for illustrative purpose only and do not represent the actual size, features, specifications, fittings and furnishings. 7. The developer reserves the right to make revisions/ alterations, at its absolute discretion, without any liability whatsoever.

1 BEDROOM APARTMENT
TYPE B (with balcony)

TOTAL SALEABLE AREA
SUITE = 496.86 SQ.FT.
BALCONY = 51.13 SQ.FT.
TOTAL = 547.99 SQ.FT.

UNIT



List of unit numbers with this unit plan:

VIEWS

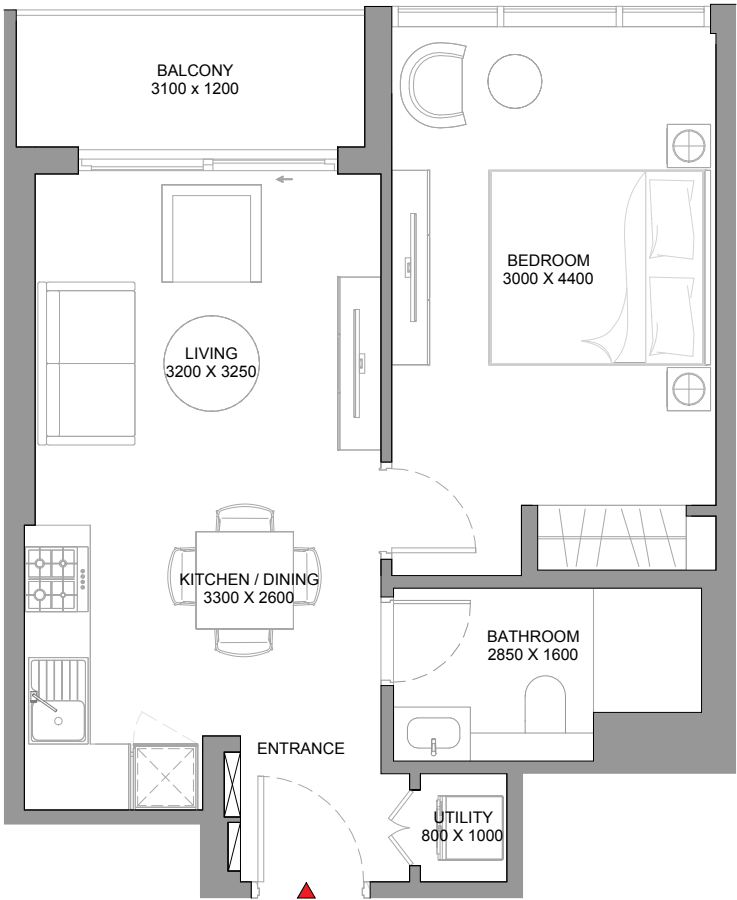
Community
B710, B810, B910, B1010, B1110, B1210, B1310, B1410, B1510, B1610, B1710, B1810, B1910, B2010, B2110, B2410, B2510, B2610, B2710, B2810, B2910, B3010, B3110, B3210, B3310, B3410, B3510

Ras Al Khor, Creek
B3610, B3710, B3810, B3910, B4010, B4310, B4410, B4510, B4610, B4710, B4810, B4910, B5010, B5110, B5210, B5310, B5410, B5510, B5610, B5710, B5810, B5910

Disclaimer: 1. All dimensions are in metric, measured to wall finishes. 2. All materials, dimensions & drawings are approximate. 3. Information is subject to change without notice, at developer's absolute discretion. 4. Actual area may vary from the stated area. 5. Drawing are not to scale. 6. All images used are for illustrative purpose only and do not represent the actual size, features, specifications, fittings and furnishings. 7. The developer reserves the right to make revisions/ alterations, at its absolute discretion, without any liability whatsoever.

1 BEDROOM APARTMENT
TYPE B (with balcony)

TOTAL SALEABLE AREA
SUITE = 496.86 SQ.FT.
BALCONY = 51.13 SQ.FT.
TOTAL = 547.99 SQ.FT.



List of unit numbers with this unit plan:

VIEWS

Community

B710, B810, B910, B1010, B1110, B1210, B1310, B1410, B1510, B1610, B1710, B1810, B1910, B2010, B2110, B2410, B2510, B2610, B2710, B2810, B2910, B3010, B3110, B3210, B3310, B3410, B3510

Ras Al Khor, Creek

B3610, B3710, B3810, B3910, B4010, B4310, B4410, B4510, B4610, B4710, B4810, B4910, B5010, B5110, B5210, B5310, B5410, B5510, B5610, B5710, B5810, B5910

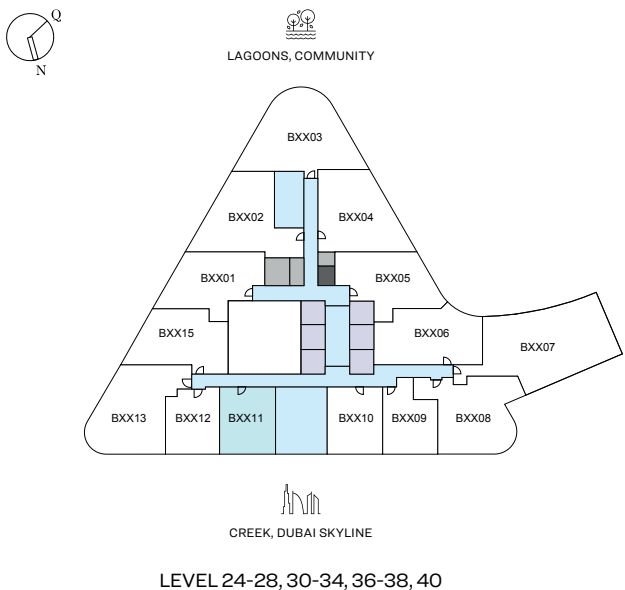
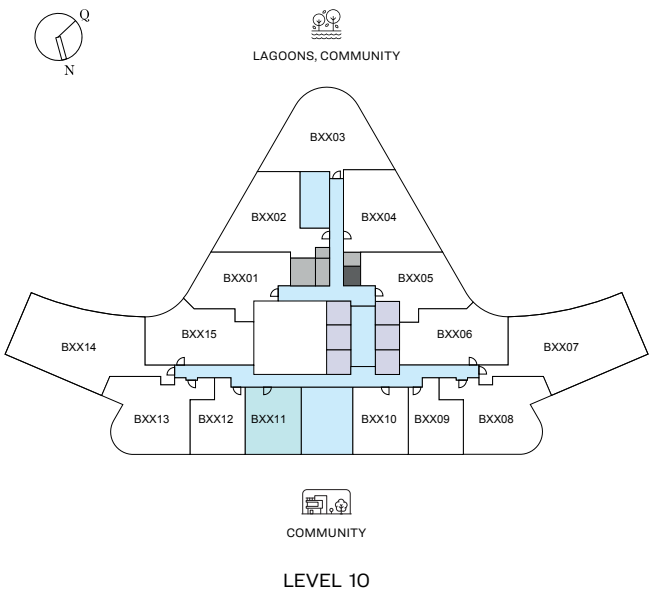
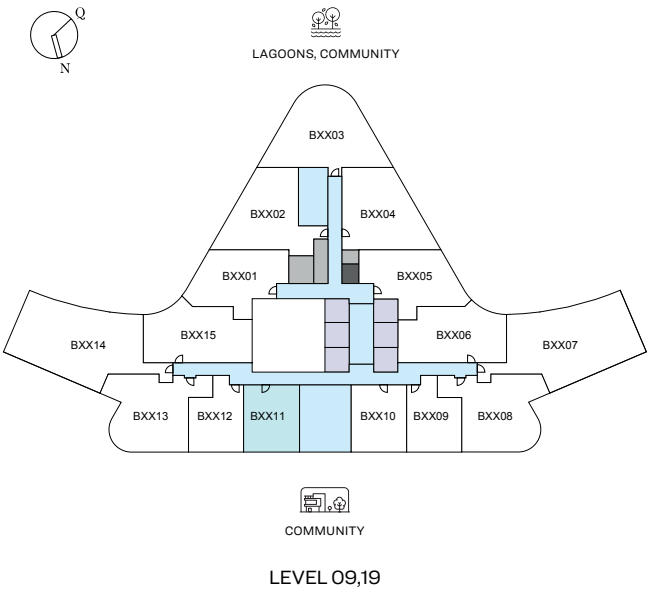
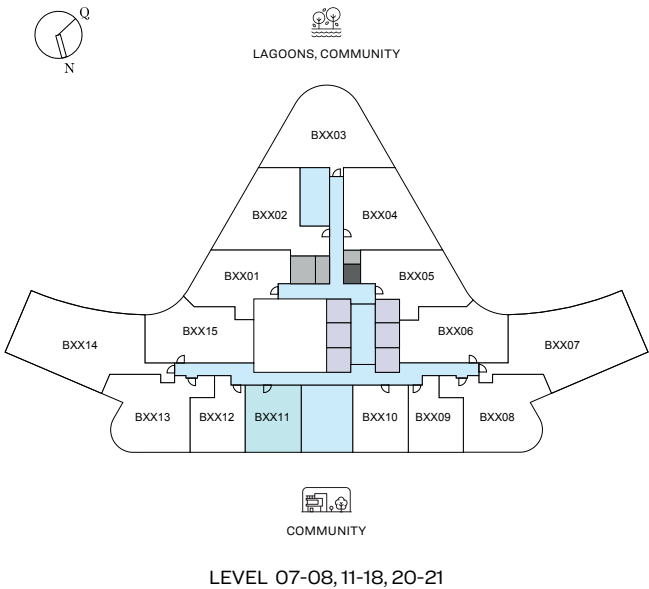
Disclaimer: 1. All dimensions are in metric, measured to wall finishes. 2. All materials, dimensions & drawings are approximate. 3. Information is subject to change without notice, at developer's absolute discretion. 4. Actual area may vary from the stated area. 5. Drawing are not to scale. 6. All images used are for illustrative purpose only and do not represent the actual size, features, specifications, fittings and furnishings. 7. The developer reserves the right to make revisions/ alterations, at its absolute discretion, without any liability whatsoever.



1 BEDROOM APARTMENT
TYPE B (with balcony) VARIANT 1

TOTAL SALEABLE AREA
SUITE RANGE = 496.86 SQ.FT. - 497.19 SQ.FT.
BALCONY = 51.13 SQ.FT.
TOTAL RANGE = 547.99 SQ.FT. - 548.32 SQ.FT.

UNIT



List of unit numbers with this unit plan:

VIEWS

Community

B711, B811, B911, B1011, B1111, B1211, B1311, B1411, B1511, B1611, B1711, B1811, B1911, B2011, B2111, B2411, B2511, B2611, B2711, B2811, B2911, B3011, B3111, B3211, B3311, B3411, B3511

Ras Al Khor, Creek

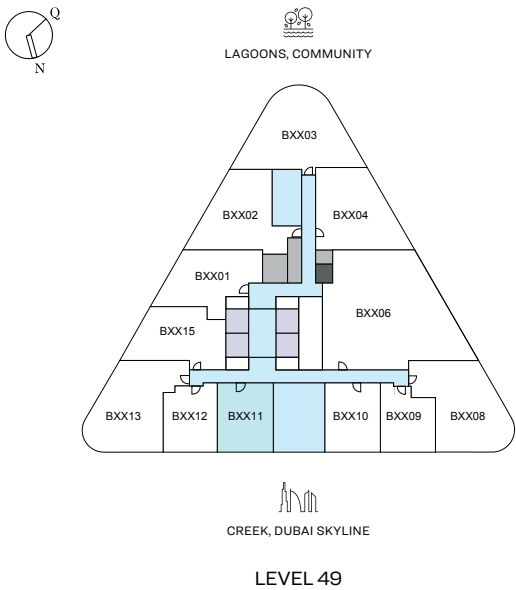
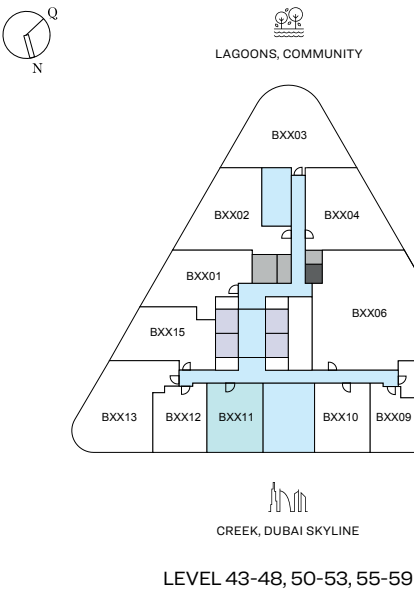
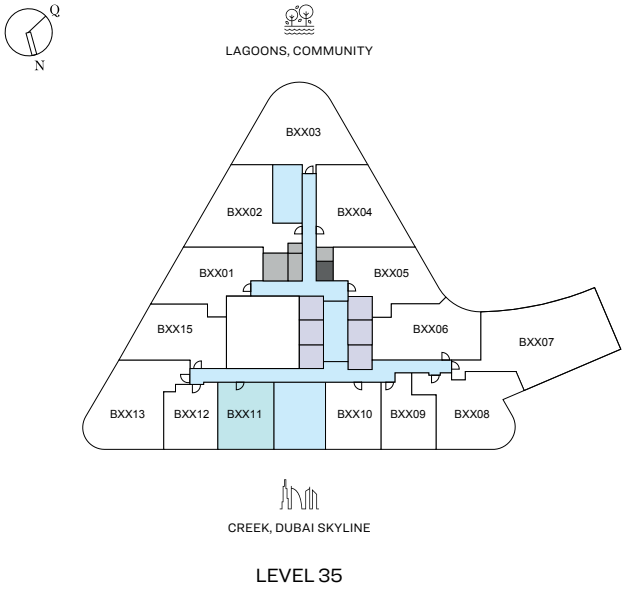
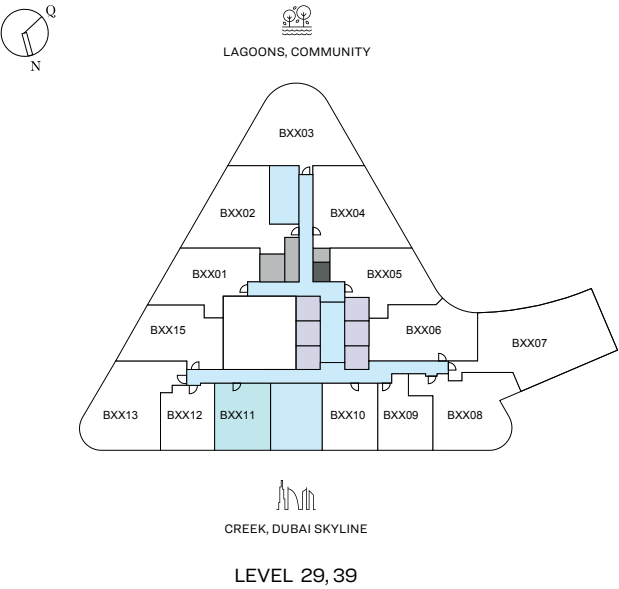
B3611, B3711, B3811, B3911, B4011, B4311, B4411, B4511, B4611, B4711, B4811, B4911, B5011, B5111, B5211, B5311, B5411, B5511, B5611, B5711, B5811, B5911

Disclaimer: 1. All dimensions are in metric, measured to wall finishes. 2. All materials, dimensions & drawings are approximate. 3. Information is subject to change without notice, at developer's absolute discretion. 4. Actual area may vary from the stated area. 5. Drawing are not to scale. 6. All images used are for illustrative purpose only and do not represent the actual size, features, specifications, fittings and furnishings. 7. The developer reserves the right to make revisions/ alterations, at its absolute discretion, without any liability whatsoever.

1 BEDROOM APARTMENT
TYPE B (with balcony) VARIANT 1

TOTAL SALEABLE AREA
SUITE RANGE = 496.86 SQ.FT. - 497.19 SQ.FT.
BALCONY = 51.13 SQ.FT.
TOTAL RANGE = 547.99 SQ.FT. - 548.32 SQ.FT.

UNIT



List of unit numbers with this unit plan:

VIEWS

Community

B711, B811, B911, B1011, B1111, B1211, B1311, B1411, B1511, B1611, B1711, B1811, B1911, B2011, B2111, B2411, B2511, B2611, B2711, B2811, B2911, B3011, B3111, B3211, B3311, B3411, B3511

Ras Al Khor, Creek

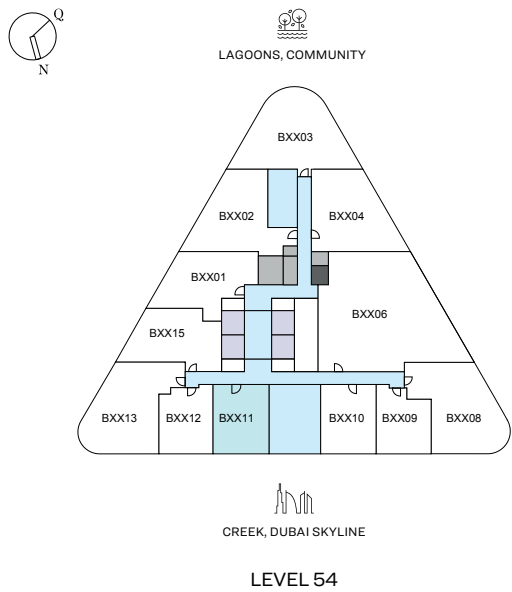
B3611, B3711, B3811, B3911, B4011, B4311, B4411, B4511, B4611, B4711, B4811, B4911, B5011, B5111, B5211, B5311, B5411, B5511, B5611, B5711, B5811, B5911

Disclaimer: 1. All dimensions are in metric, measured to wall finishes. 2. All materials, dimensions & drawings are approximate. 3. Information is subject to change without notice, at developer's absolute discretion. 4. Actual area may vary from the stated area. 5. Drawing are not to scale. 6. All images used are for illustrative purpose only and do not represent the actual size, features, specifications, fittings and furnishings. 7. The developer reserves the right to make revisions/ alterations, at its absolute discretion, without any liability whatsoever.

1 BEDROOM APARTMENT
TYPE B (with balcony) VARIANT 1

TOTAL SALEABLE AREA
SUITE RANGE = 496.86 SQ.FT. - 497.19 SQ.FT.
BALCONY = 51.13 SQ.FT.
TOTAL RANGE = 547.99 SQ.FT. - 548.32 SQ.FT.

UNIT



List of unit numbers with this unit plan:

VIEWS

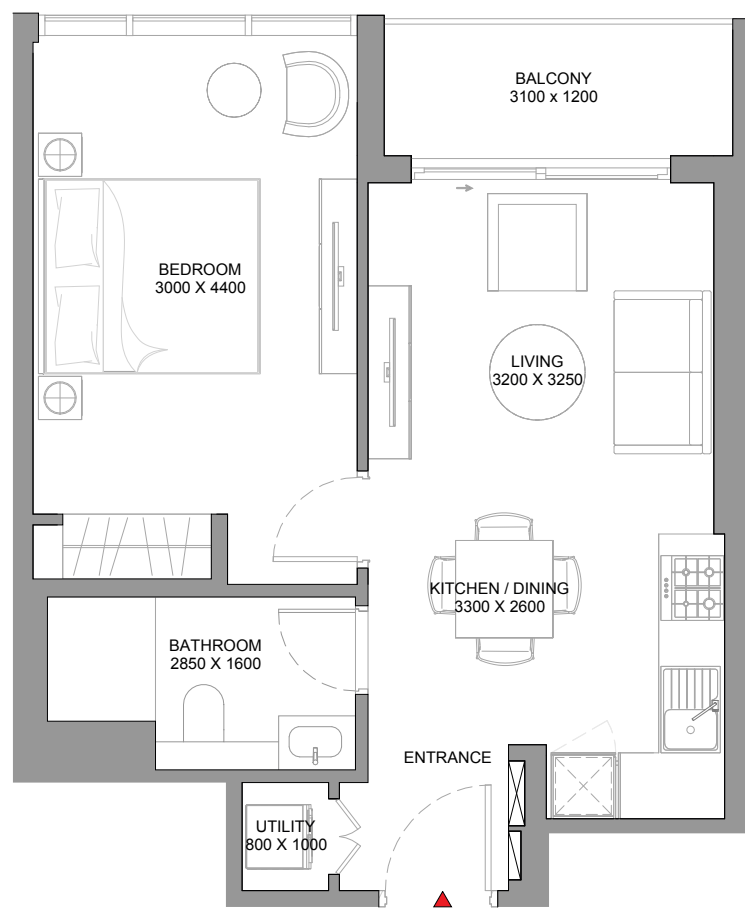
Community
B711, B811, B911, B1011, B1111, B1211, B1311, B1411, B1511, B1611, B1711, B1811, B1911, B2011, B2111, B2411, B2511, B2611, B2711, B2811, B2911, B3011, B3111, B3211, B3311, B3411, B3511

Ras Al Khor, Creek
B3611, B3711, B3811, B3911, B4011, B4311, B4411, B4511, B4611, B4711, B4811, B4911, B5011, B5111, B5211, B5311, B5411, B5511, B5611, B5711, B5811, B5911

Disclaimer: 1. All dimensions are in metric, measured to wall finishes. 2. All materials, dimensions & drawings are approximate. 3. Information is subject to change without notice, at developer's absolute discretion. 4. Actual area may vary from the stated area. 5. Drawing are not to scale. 6. All images used are for illustrative purpose only and do not represent the actual size, features, specifications, fittings and furnishings. 7. The developer reserves the right to make revisions/ alterations, at its absolute discretion, without any liability whatsoever.

1 BEDROOM APARTMENT
TYPE B (with balcony) VARIANT 1

TOTAL SALEABLE AREA
SUITE RANGE = 496.86 SQ.FT. - 497.19 SQ.FT.
BALCONY = 51.13 SQ.FT.
TOTAL RANGE = 547.99 SQ.FT. - 548.32 SQ.FT.



List of unit numbers with this unit plan:

VIEWS

Community

B711, B811, B911, B1011, B1111, B1211, B1311, B1411, B1511, B1611, B1711, B1811, B1911, B2011, B2111, B2411, B2511, B2611, B2711, B2811, B2911, B3011, B3111, B3211, B3311, B3411, B3511

Ras Al Khor, Creek

B3611, B3711, B3811, B3911, B4011, B4311, B4411, B4511, B4611, B4711, B4811, B4911, B5011, B5111, B5211, B5311, B5411, B5511, B5611, B5711, B5811, B5911

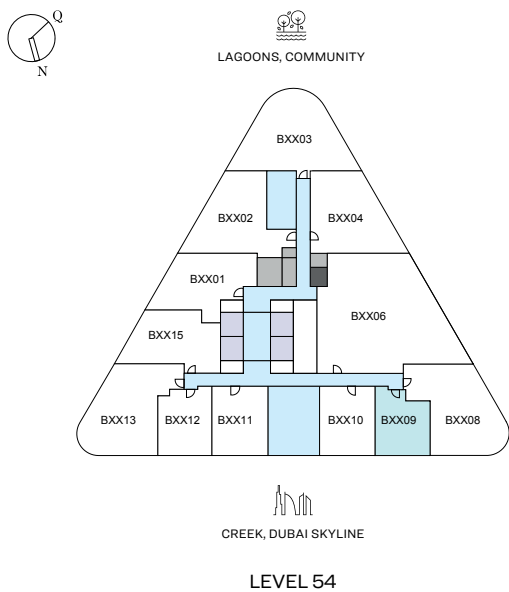
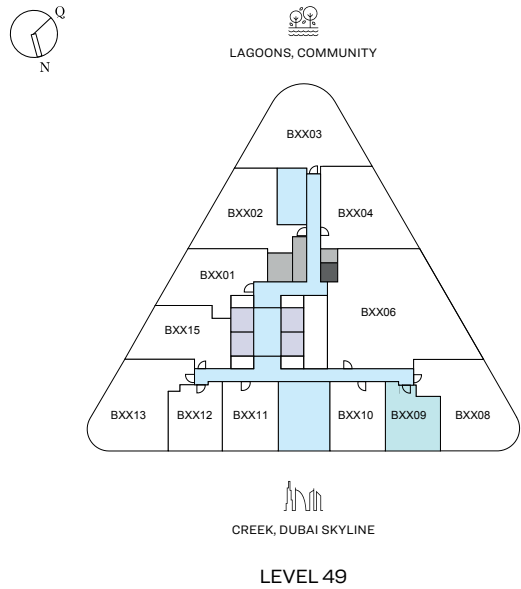
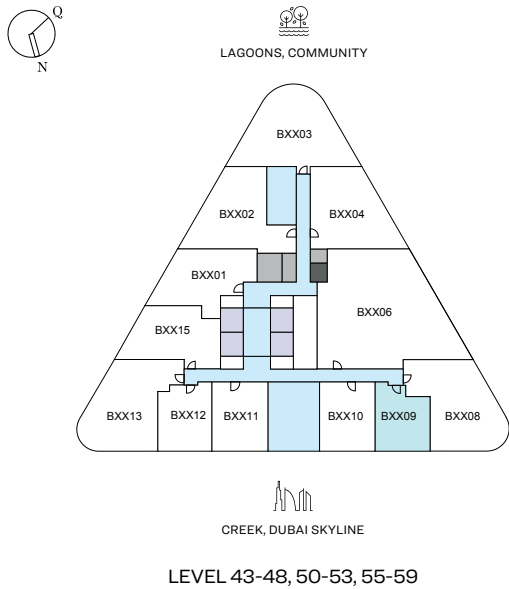


Disclaimer: 1. All dimensions are in metric, measured to wall finishes. 2. All materials, dimensions & drawings are approximate. 3. Information is subject to change without notice, at developer's absolute discretion. 4. Actual area may vary from the stated area. 5. Drawing are not to scale. 6. All images used are for illustrative purpose only and do not represent the actual size, features, specifications, fittings and furnishings. 7. The developer reserves the right to make revisions/ alterations, at its absolute discretion, without any liability whatsoever.

1 BEDROOM APARTMENT
TYPE B (with balcony) VARIANT 2

TOTAL SALEABLE AREA
SUITE = 482.33 SQ.FT.
BALCONY = 51.13 SQ.FT.
TOTAL = 533.46 SQ.FT.

UNIT



List of unit numbers with this unit plan:

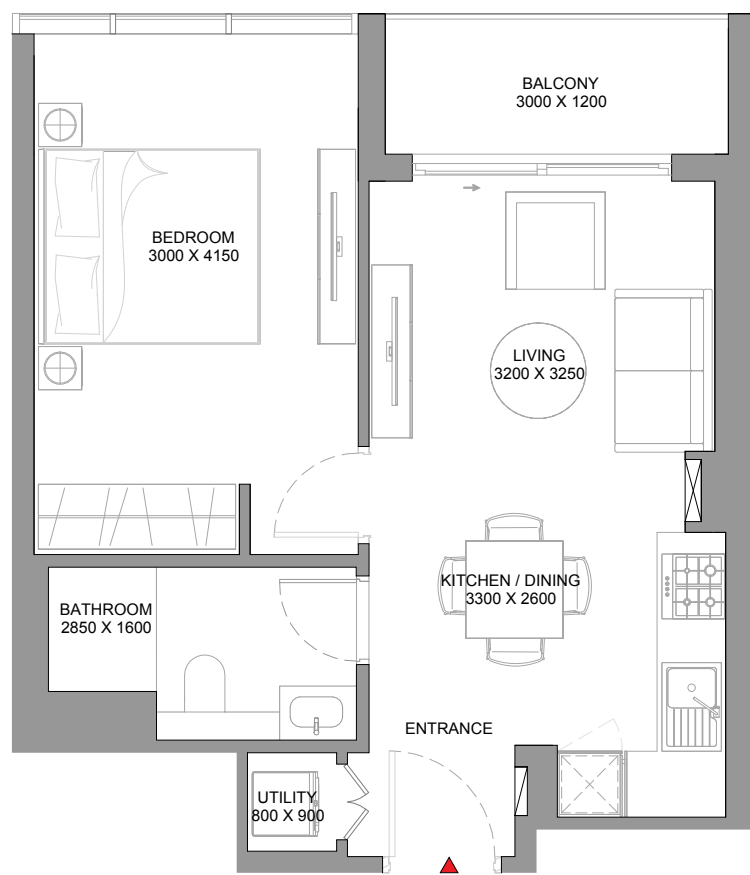
VIEWS

Ras Al Khor, Creek
B4309, B4409, B4509, B4609, B4709, B4809, B4909, B5009, B5109, B5209, B5309, B5409, B5509, B5609, B5709, B5809, B5909

Disclaimer: 1. All dimensions are in metric, measured to wall finishes. 2. All materials, dimensions & drawings are approximate. 3. Information is subject to change without notice, at developer's absolute discretion. 4. Actual area may vary from the stated area. 5. Drawing are not to scale. 6. All images used are for illustrative purpose only and do not represent the actual size, features, specifications, fittings and furnishings. 7. The developer reserves the right to make revisions/ alterations, at its absolute discretion, without any liability whatsoever.

1 BEDROOM APARTMENT
TYPE B (with balcony) VARIANT 2

TOTAL SALEABLE AREA
SUITE = 482.33 SQ.FT.
BALCONY = 51.13 SQ.FT.
TOTAL = 533.46 SQ.FT.



List of unit numbers with this unit plan:

VIEWS

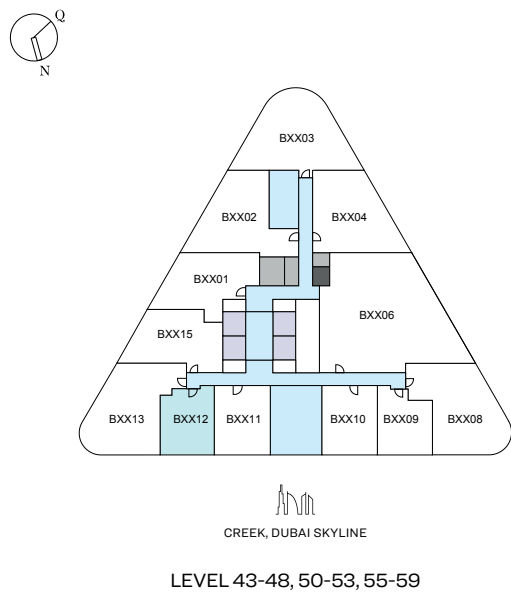
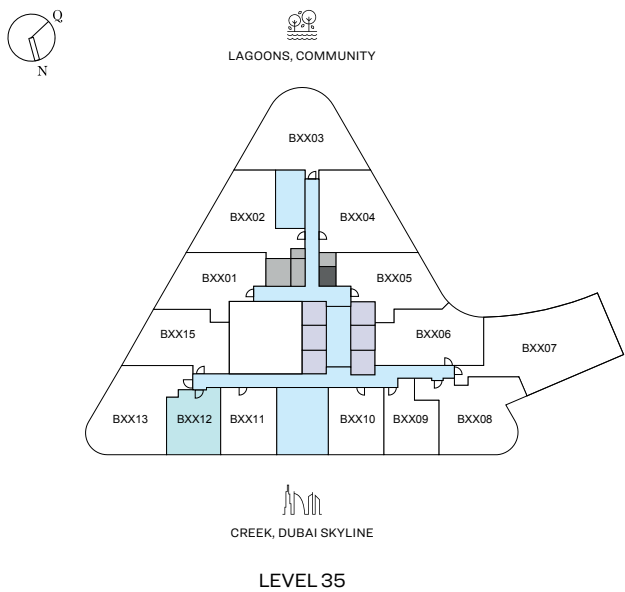
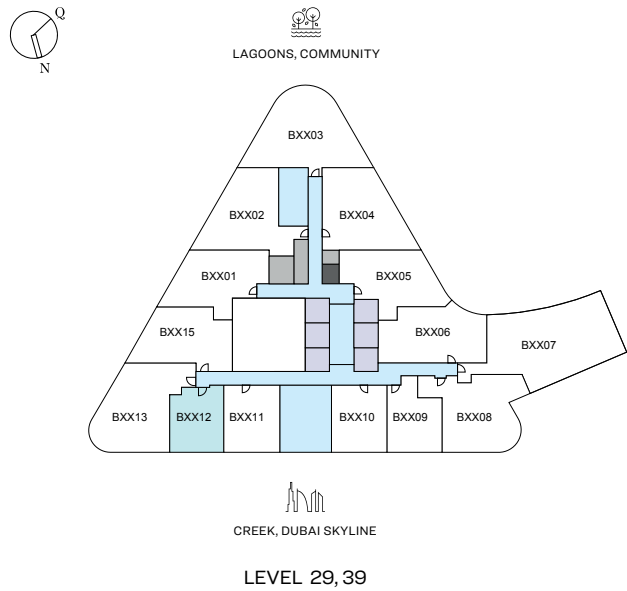
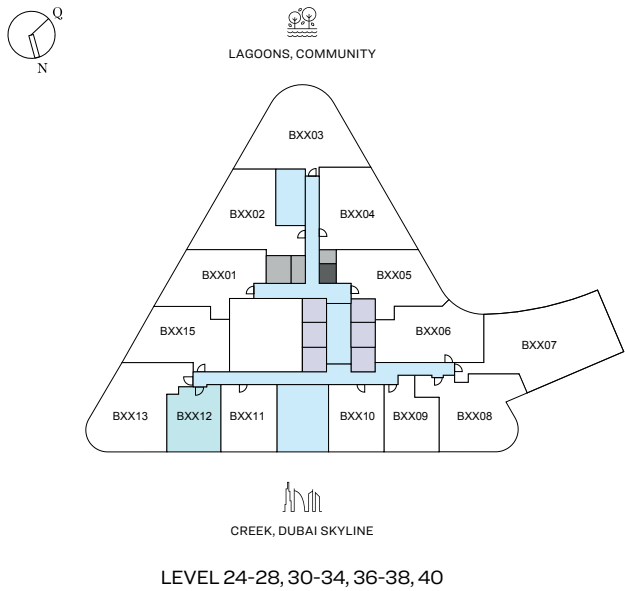
Ras Al Khor, Creek
B4309, B4409, B4509, B4609, B4709, B4809, B4909, B5009, B5109, B5209, B5309, B5409, B5509, B5609, B5709, B5809, B5909

Disclaimer: 1. All dimensions are in metric, measured to wall finishes. 2. All materials, dimensions & drawings are approximate. 3. Information is subject to change without notice, at developer's absolute discretion. 4. Actual area may vary from the stated area. 5. Drawing are not to scale. 6. All images used are for illustrative purpose only and do not represent the actual size, features, specifications, fittings and furnishings. 7. The developer reserves the right to make revisions/ alterations, at its absolute discretion, without any liability whatsoever.

1 BEDROOM APARTMENT
TYPE B (with balcony) VARIANT 3

TOTAL SALEABLE AREA
SUITE RANGE = 482.33 SQ.FT. - 482.65 SQ.FT.
BALCONY = 51.13 SQ.FT.
TOTAL RANGE = 533.46 SQ.FT. - 533.78 SQ.FT.

UNIT



List of unit numbers with this unit plan:

VIEWS

Community
B2412, B2512, B2612, B2712, B2812, B2912, B3012, B3112, B3212, B3312, B3412, B3512

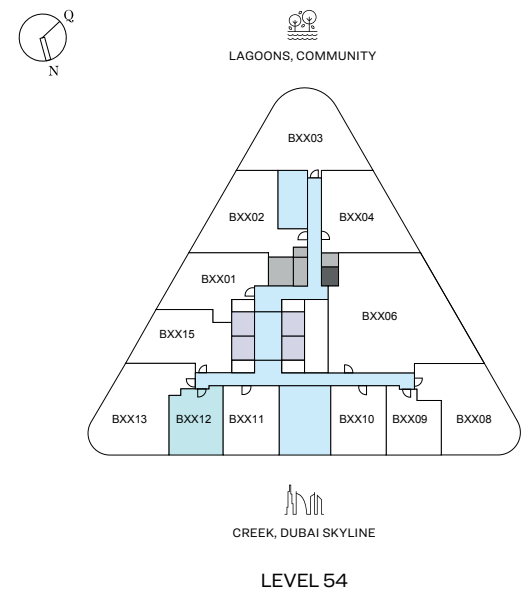
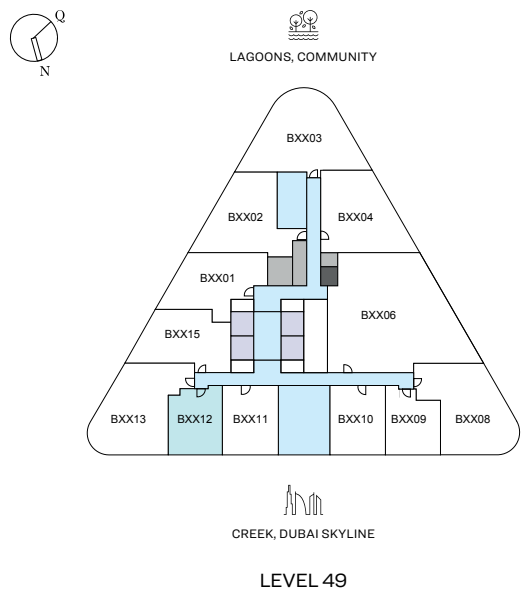
Ras Al Khor, Creek
B3612, B3712, B3812, B3912, B4012, B4312, B4412, B4512, B4612, B4712, B4812, B4912, B5012, B5112, B5212, B5312, B5412, B5512, B5612, B5712, B5812, B5912

Disclaimer: 1. All dimensions are in metric, measured to wall finishes. 2. All materials, dimensions & drawings are approximate. 3. Information is subject to change without notice, at developer's absolute discretion. 4. Actual area may vary from the stated area. 5. Drawing are not to scale. 6. All images used are for illustrative purpose only and do not represent the actual size, features, specifications, fittings and furnishings. 7. The developer reserves the right to make revisions/ alterations, at its absolute discretion, without any liability whatsoever.

1 BEDROOM APARTMENT
TYPE B (with balcony) VARIANT 3

TOTAL SALEABLE AREA
SUITE RANGE = 482.33 SQ.FT. - 482.65 SQ.FT.
BALCONY = 51.13 SQ.FT.
TOTAL RANGE = 533.46 SQ.FT. - 533.78 SQ.FT.

UNIT



List of unit numbers with this unit plan:

VIEWS

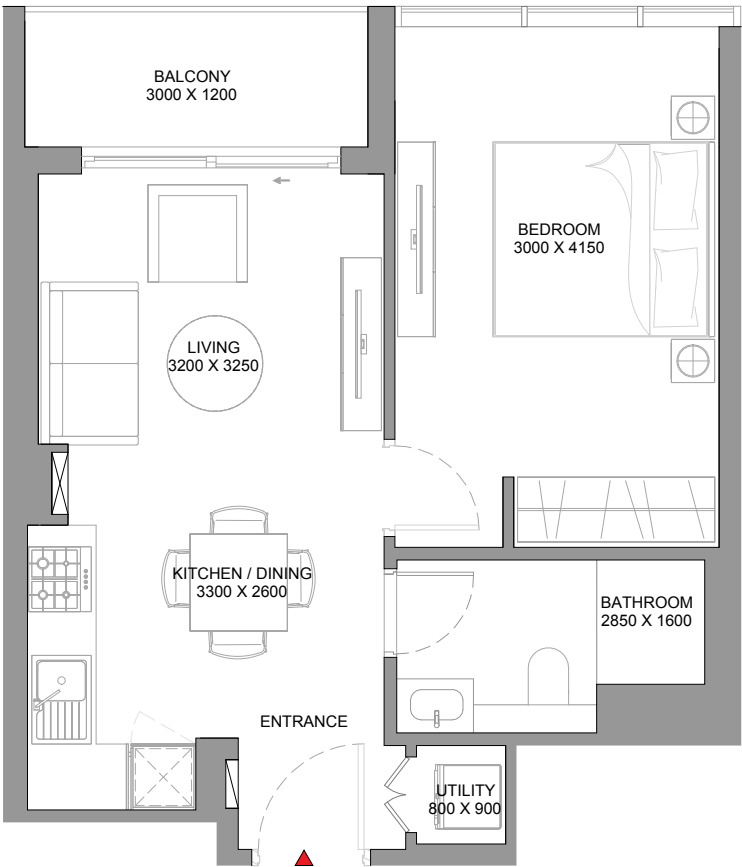
Community
B2412, B2512, B2612, B2712, B2812, B2912, B3012, B3112, B3212, B3312, B3412, B3512

Ras Al Khor, Creek
B3612, B3712, B3812, B3912, B4012, B4312, B4412, B4512, B4612, B4712, B4812, B4912, B5012, B5112, B5212, B5312, B5412, B5512, B5612, B5712, B5812, B5912

Disclaimer: 1. All dimensions are in metric, measured to wall finishes. 2. All materials, dimensions & drawings are approximate. 3. Information is subject to change without notice, at developer's absolute discretion. 4. Actual area may vary from the stated area. 5. Drawing are not to scale. 6. All images used are for illustrative purpose only and do not represent the actual size, features, specifications, fittings and furnishings. 7. The developer reserves the right to make revisions/ alterations, at its absolute discretion, without any liability whatsoever.

1 BEDROOM APARTMENT
TYPE B (with balcony) VARIANT 3

TOTAL SALEABLE AREA
SUITE RANGE = 482.33 SQ.FT. - 482.65 SQ.FT.
BALCONY = 51.13 SQ.FT.
TOTAL RANGE = 533.46 SQ.FT. - 533.78 SQ.FT.



List of unit numbers with this unit plan:

IEWS

Community
B2412, B2512, B2612, B2712, B2812, B2912, B3012, B3112, B3212, B3312, B3412, B3512

Ras Al Khor, Creek
B3612, B3712, B3812, B3912, B4012, B4312, B4412, B4512, B4612, B4712, B4812, B4912, B5012, B5112, B5212, B5312, B5412, B5512, B5612, B5712, B5812, B5912

Disclaimer: 1. All dimensions are in metric, measured to wall finishes. 2. All materials, dimensions & drawings are approximate. 3. Information is subject to change without notice, at developer's absolute discretion. 4. Actual area may vary from the stated area. 5. Drawing are not to scale. 6. All images used are for illustrative purpose only and do not represent the actual size, features, specifications, fittings and furnishings. 7. The developer reserves the right to make revisions/ alterations, at its absolute discretion, without any liability whatsoever.

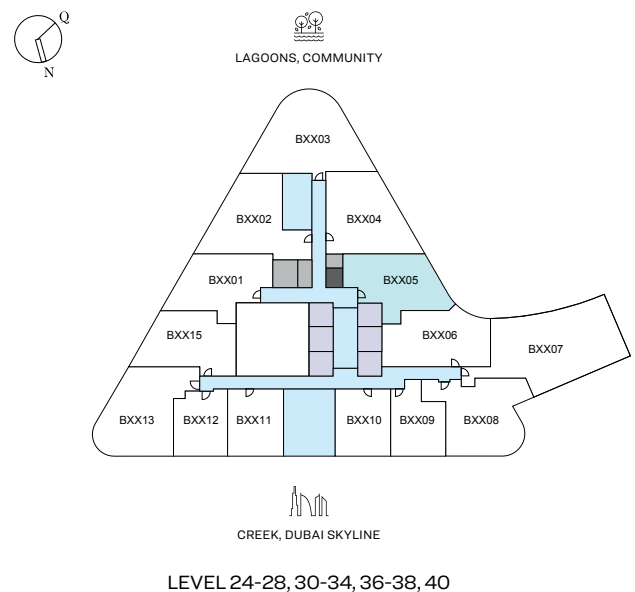
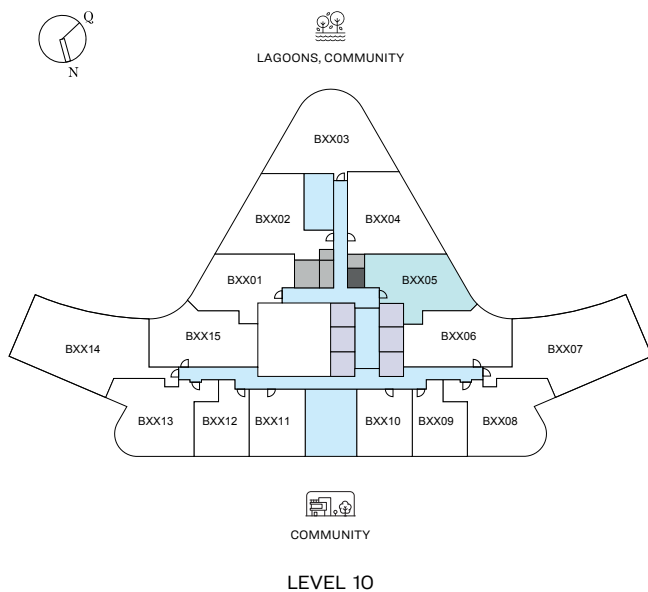
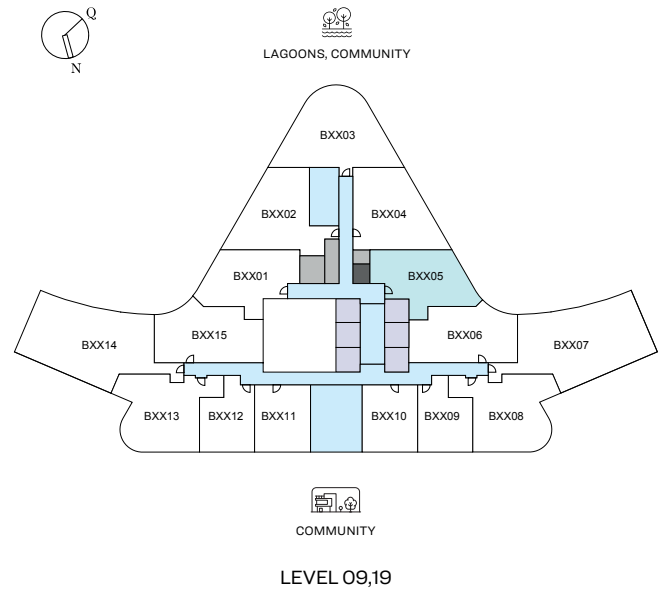
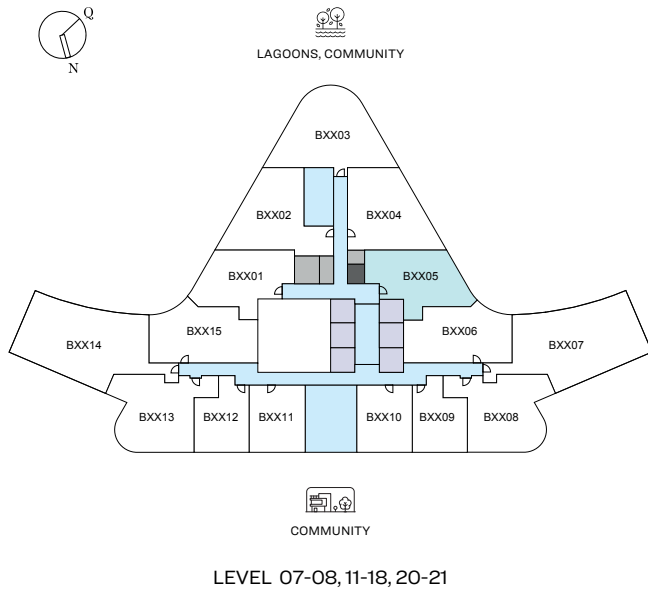


TYPE C (with powder room + balcony)

TOTAL SALEABLE AREA

SUITE RANGE = 609.13 SQ.FT. - 611.39 SQ.FT.
BALCONY RANGE = 143.81 SQ.FT. - 145.96 SQ.FT.
TOTAL RANGE = 755.09 SQ.FT. - 755.20 SQ.FT.

UNIT



List of unit numbers with this unit plan:

VIEWS

Amenities

B705, B805, B905, B1005

Community

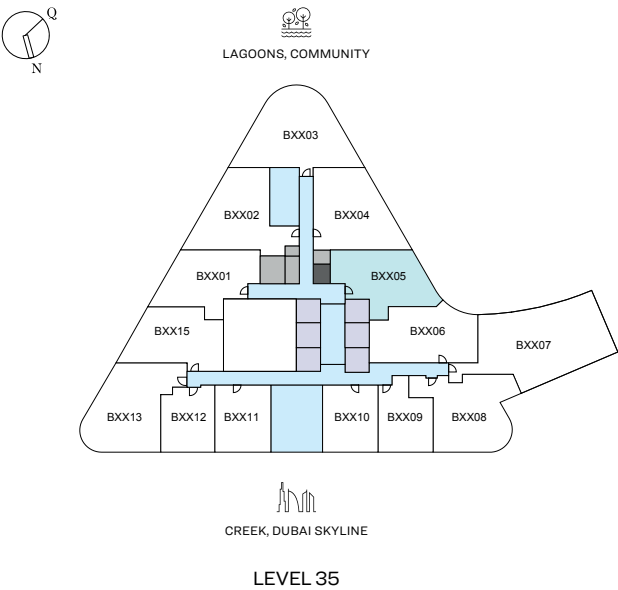
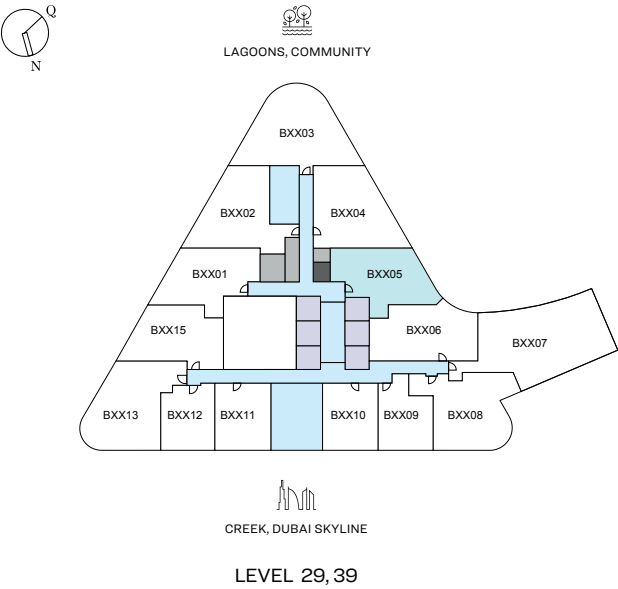
B1105, B1205, B1305, B1405, B1505, B1605, B1705, B1805, B1905, B2005, B2105, B2405, B2505, B2605, B2705, B2805, B2905, B3005, B3105, B3205, B3305, B3405, B3505, B3605, B3705, B3805, B3905, B4005

Disclaimer: 1. All dimensions are in metric, measured to wall finishes. 2. All materials, dimensions & drawings are approximate. 3. Information is subject to change without notice, at developer's absolute discretion. 4. Actual area may vary from the stated area. 5. Drawing are not to scale. 6. All images used are for illustrative purpose only and do not represent the actual size, features, specifications, fittings and furnishings. 7. The developer reserves the right to make revisions/ alterations, at its absolute discretion, without any liability whatsoever.

1 BEDROOM APARTMENT
TYPE C (with powder room + balcony)

TOTAL SALEABLE AREA
SUITE RANGE = 609.13 SQ.FT. - 611.39 SQ.FT.
BALCONY RANGE = 143.81 SQ.FT. - 145.96 SQ.FT.
TOTAL RANGE = 755.09 SQ.FT. - 755.20 SQ.FT.

UNIT



List of unit numbers with this unit plan:

VIEWS

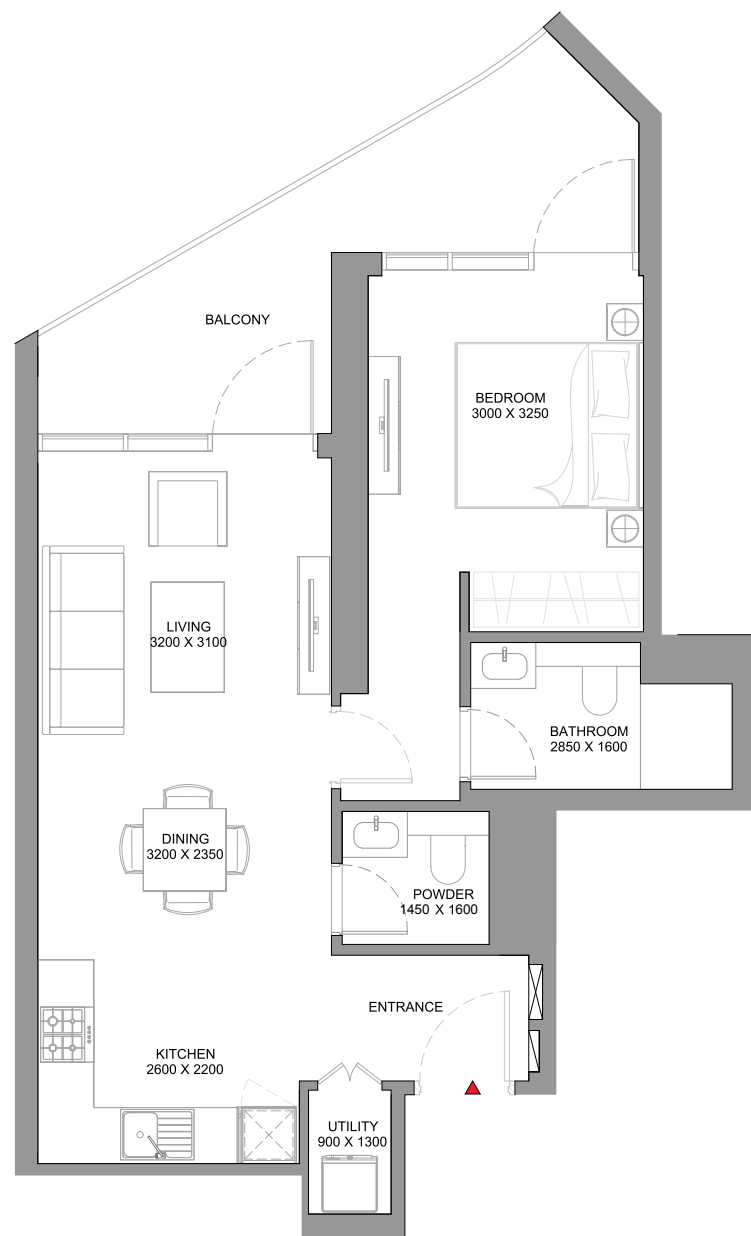
Amenities
B705, B805, B905, B1005

Community
B1105, B1205, B1305, B1405, B1505, B1605, B1705, B1805, B1905, B2005, B2105, B2405, B2505, B2605, B2705, B2805, B2905, B3005, B3105, B3205, B3305, B3405, B3505, B3605, B3705, B3805, B3905, B4005

Disclaimer: 1. All dimensions are in metric, measured to wall finishes. 2. All materials, dimensions & drawings are approximate. 3. Information is subject to change without notice, at developer's absolute discretion. 4. Actual area may vary from the stated area. 5. Drawing are not to scale. 6. All images used are for illustrative purpose only and do not represent the actual size, features, specifications, fittings and furnishings. 7. The developer reserves the right to make revisions/ alterations, at its absolute discretion, without any liability whatsoever.

1 BEDROOM APARTMENT
TYPE C (with powder room + balcony)

TOTAL SALEABLE AREA
SUITE RANGE = 609.13 SQ.FT. - 611.39 SQ.FT.
BALCONY RANGE = 143.81 SQ.FT. - 145.96 SQ.FT.
TOTAL RANGE = 755.09 SQ.FT. - 755.20 SQ.FT.



List of unit numbers with this unit plan:

VIEWS

Amenities
B705, B805, B905, B1005

Community
B1105, B1205, B1305, B1405, B1505, B1605, B1705, B1805, B1905, B2005, B2105, B2405, B2505, B2605, B2705, B2805, B2905, B3005, B3105, B3205, B3305, B3405, B3505, B3605, B3705, B3805, B3905, B4005



Disclaimer: 1. All dimensions are in metric, measured to wall finishes. 2. All materials, dimensions & drawings are approximate. 3. Information is subject to change without notice, at developer's absolute discretion. 4. Actual area may vary from the stated area. 5. Drawing are not to scale. 6. All images used are for illustrative purpose only and do not represent the actual size, features, specifications, fittings and furnishings. 7. The developer reserves the right to make revisions/ alterations, at its absolute discretion, without any liability whatsoever.

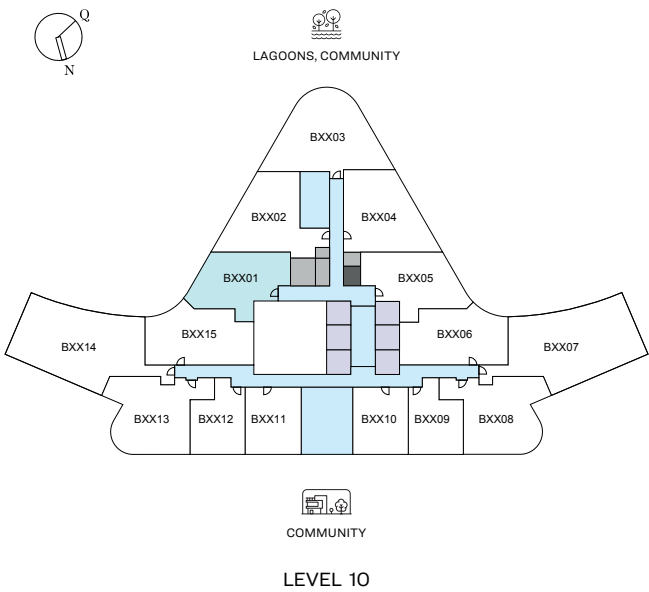
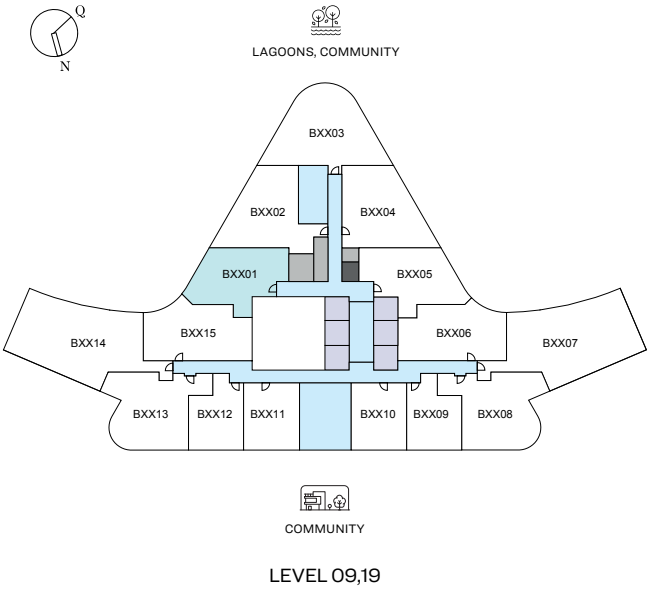
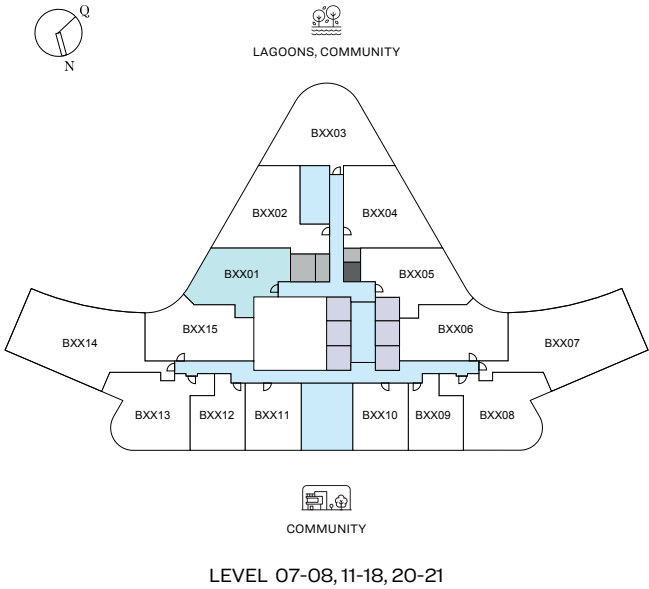
1 BEDROOM APARTMENT

TYPE C (with powder room + balcony) VARIANT 1

TOTAL SALEABLE AREA

SUITE RANGE = 612.25 SQ.FT. - 613.33 SQ.FT.
BALCONY RANGE = 143.81 SQ.FT. - 145.96 SQ.FT.
TOTAL RANGE = 757.14 SQ.FT. - 758.21 SQ.FT.

UNIT



List of unit numbers with this unit plan:

VIEWS

Amenities

B701, B801, B901, B1001

Community

B1101, B1201, B1301, B1401, B1501, B1601, B1701, B1801, B1901, B2001, B2101

Disclaimer: 1. All dimensions are in metric, measured to wall finishes. 2. All materials, dimensions & drawings are approximate. 3. Information is subject to change without notice, at developer's absolute discretion. 4. Actual area may vary from the stated area. 5. Drawing are not to scale. 6. All images used are for illustrative purpose only and do not represent the actual size, features, specifications, fittings and furnishings. 7. The developer reserves the right to make revisions/ alterations, at its absolute discretion, without any liability whatsoever.

1 BEDROOM APARTMENT

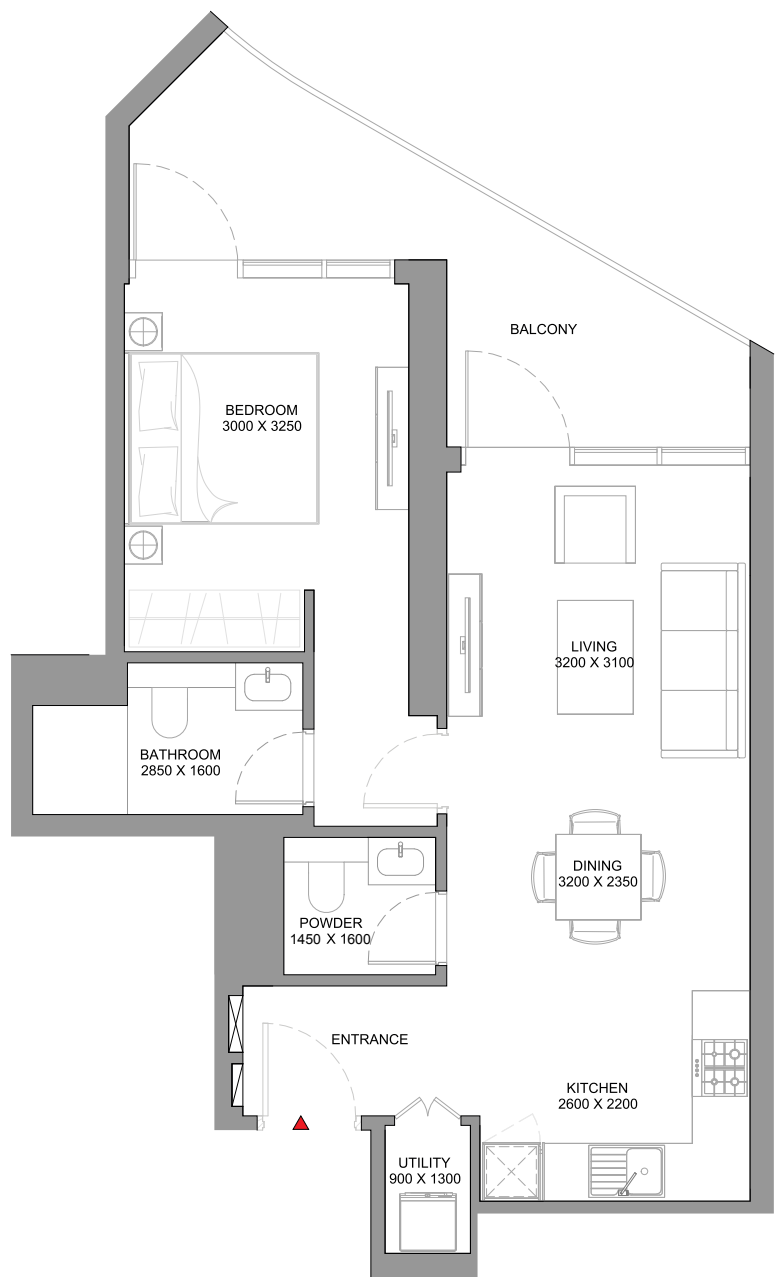
TYPE C (with powder room + balcony) VARIANT 1

TOTAL SALEABLE AREA

SUITE RANGE = 612.25 SQ.FT. - 613.33 SQ.FT.

BALCONY RANGE = 143.81 SQ.FT. - 145.96 SQ.FT.

TOTAL RANGE = 757.14 SQ.FT. - 758.21 SQ.FT.



List of unit numbers with this unit plan:

VIEWS

Amenities

B701, B801, B901, B1001

Community

B1101, B1201, B1301, B1401, B1501, B1601, B1701, B1801, B1901, B2001, B2101



Disclaimer: 1. All dimensions are in metric, measured to wall finishes. 2. All materials, dimensions & drawings are approximate. 3. Information is subject to change without notice, at developer's absolute discretion. 4. Actual area may vary from the stated area. 5. Drawing are not to scale. 6. All images used are for illustrative purpose only and do not represent the actual size, features, specifications, fittings and furnishings. 7. The developer reserves the right to make revisions/ alterations, at its absolute discretion, without any liability whatsoever.

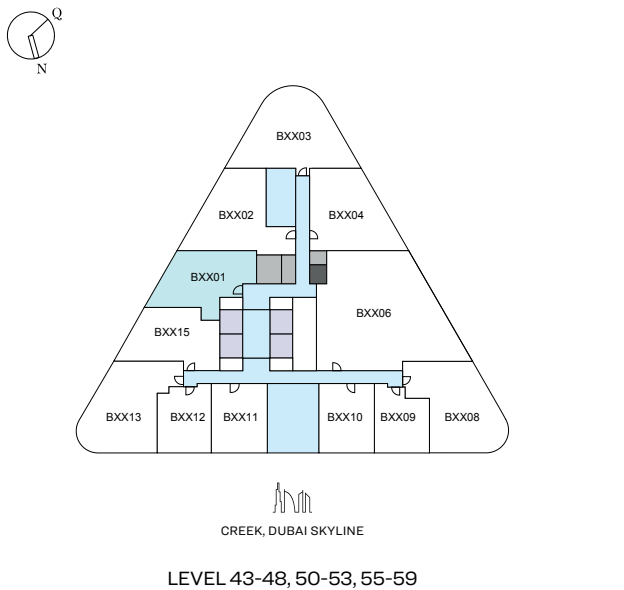
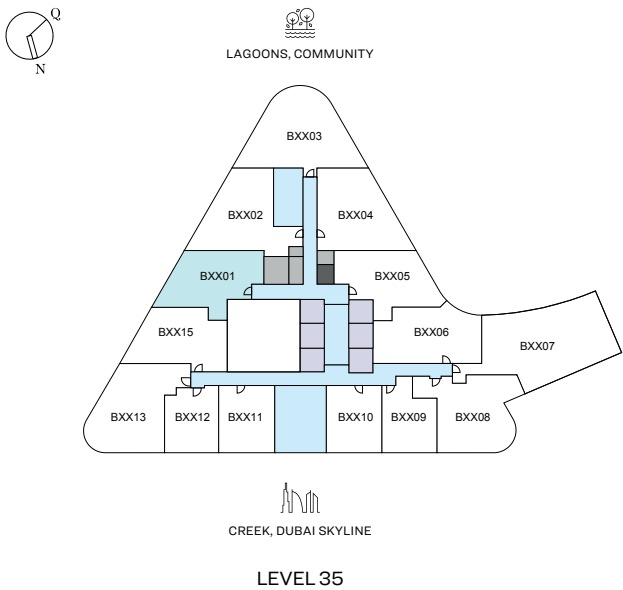
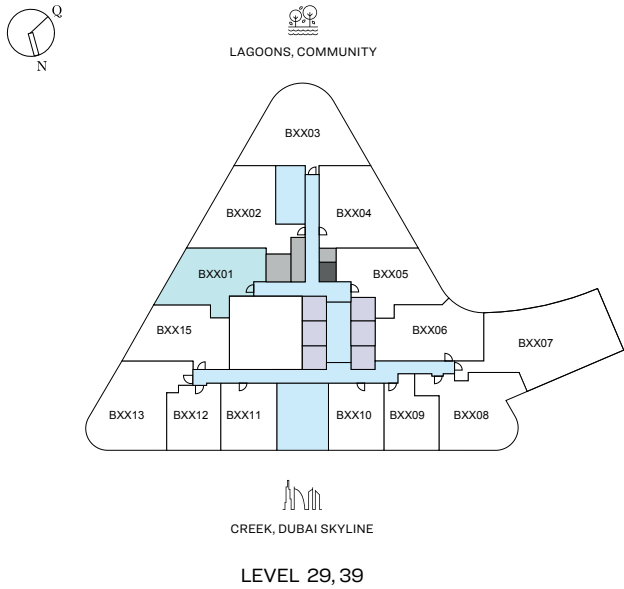
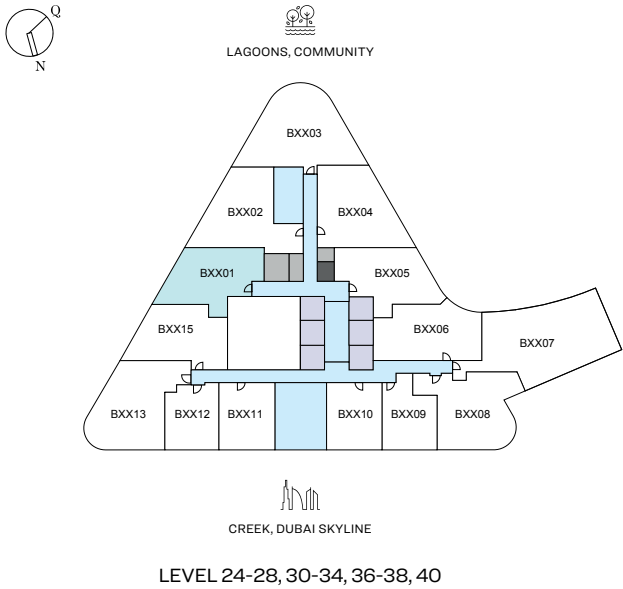
1 BEDROOM APARTMENT

TYPE C (with powder room + balcony) VARIANT 2

TOTAL SALEABLE AREA

SUITE RANGE = 642.82 SQ.FT. - 645.08 SQ.FT.
BALCONY RANGE = 120.45 SQ.FT. - 122.39 SQ.FT.
TOTAL RANGE = 765.21 SQ.FT. - 765.53 SQ.FT.

UNIT



List of unit numbers with this unit plan:

VIEWS

Community

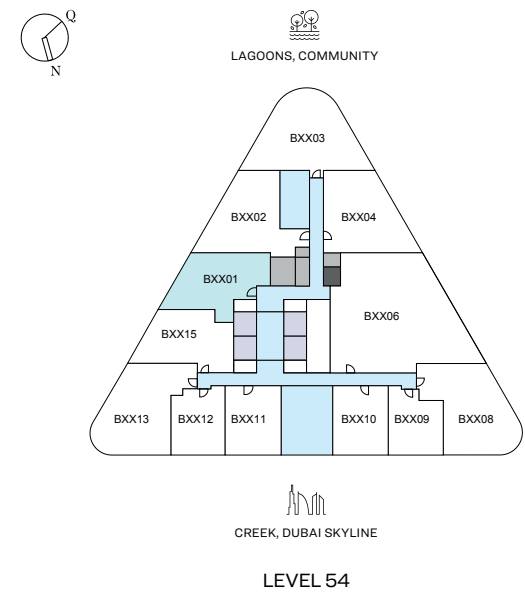
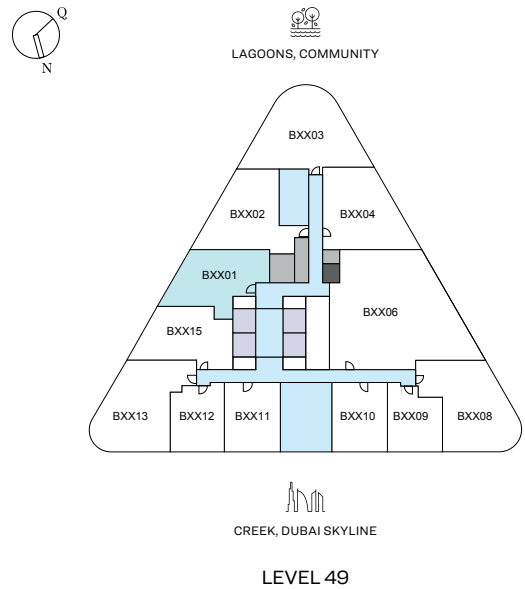
B2401, B2501, B2601, B2701, B2801, B2901, B3001, B3101, B3201, B3301, B3401, B3501, B3601, B3701, B3801, B3901, B4001, B4301, B4401, B4501, B4601, B4701, B4801, B4901, B5001, B5101, B5201, B5301, B5401, B5501, B5601, B5701, B5801, B5901

Disclaimer: 1. All dimensions are in metric, measured to wall finishes. 2. All materials, dimensions & drawings are approximate. 3. Information is subject to change without notice, at developer's absolute discretion. 4. Actual area may vary from the stated area. 5. Drawing are not to scale. 6. All images used are for illustrative purpose only and do not represent the actual size, features, specifications, fittings and furnishings. 7. The developer reserves the right to make revisions/ alterations, at its absolute discretion, without any liability whatsoever.

1 BEDROOM APARTMENT
TYPE C (with powder room + balcony) VARIANT 2

TOTAL SALEABLE AREA
SUITE RANGE = 642.82 SQ.FT. - 645.08 SQ.FT.
BALCONY RANGE = 120.45 SQ.FT. - 122.39 SQ.FT.
TOTAL RANGE = 765.21 SQ.FT. - 765.53 SQ.FT.

UNIT



List of unit numbers with this unit plan:

IEWS

Community
B2401, B2501, B2601, B2701, B2801, B2901, B3001, B3101, B3201, B3301, B3401, B3501, B3601, B3701, B3801, B3901, B4001, B4301, B4401, B4501, B4601, B4701, B4801, B4901, B5001, B5101, B5201, B5301, B5401, B5501, B5601, B5701, B5801, B5901

Disclaimer: 1. All dimensions are in metric, measured to wall finishes. 2. All materials, dimensions & drawings are approximate. 3. Information is subject to change without notice, at developer's absolute discretion. 4. Actual area may vary from the stated area. 5. Drawing are not to scale. 6. All images used are for illustrative purpose only and do not represent the actual size, features, specifications, fittings and furnishings. 7. The developer reserves the right to make revisions/ alterations, at its absolute discretion, without any liability whatsoever.

1 BEDROOM APARTMENT

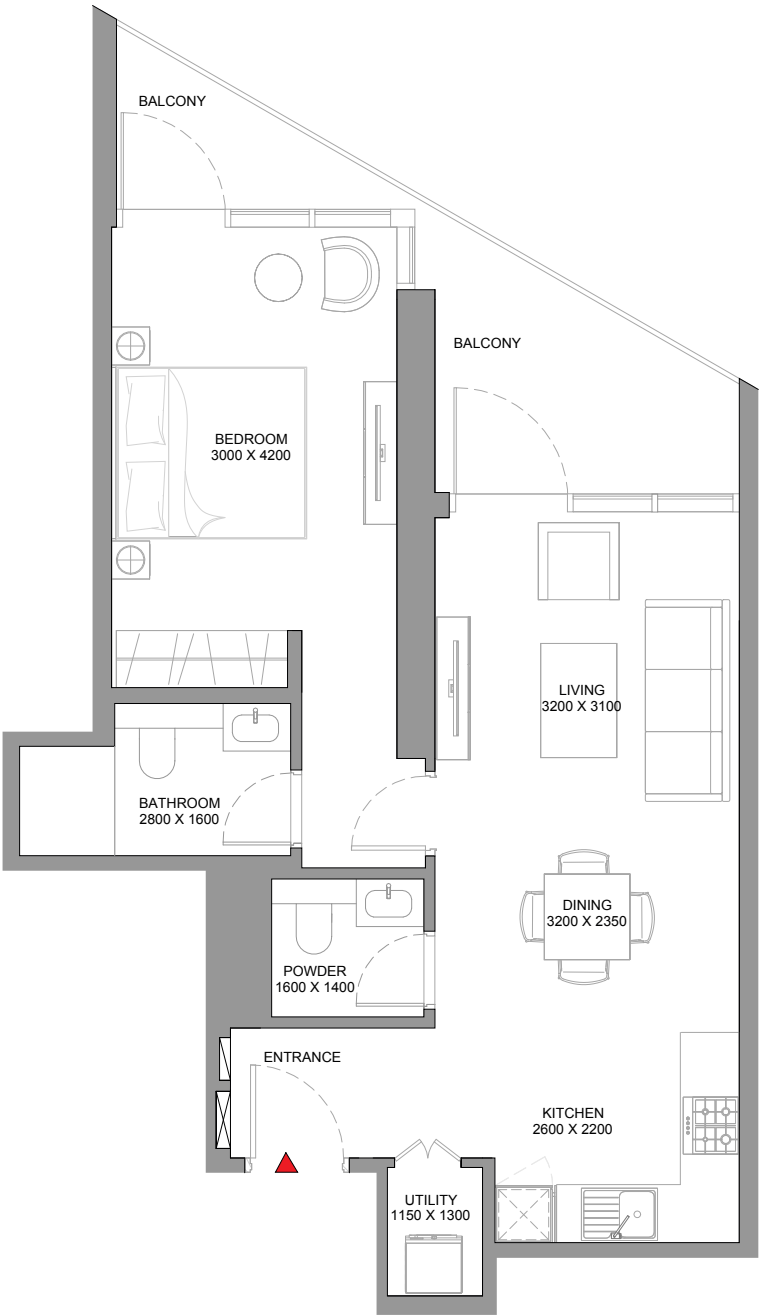
TYPE C (with powder room + balcony) VARIANT 2

TOTAL SALEABLE AREA

SUITE RANGE = 642.82 SQ.FT. - 645.08 SQ.FT.

BALCONY RANGE = 120.45 SQ.FT. - 122.39 SQ.FT.

TOTAL RANGE = 765.21 SQ.FT. - 765.53 SQ.FT.



List of unit numbers with this unit plan:

IEWS

Community

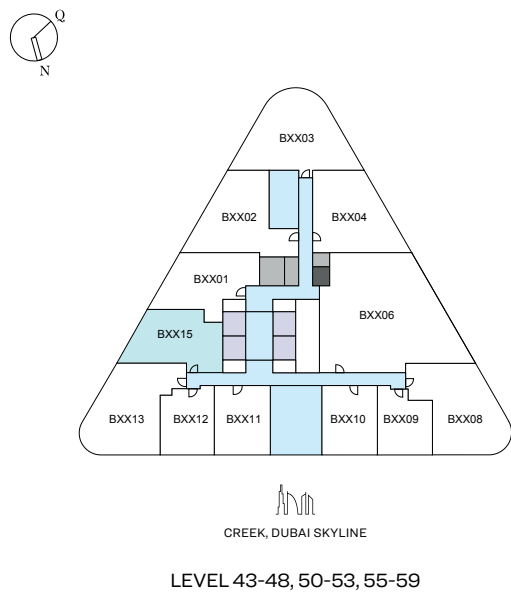
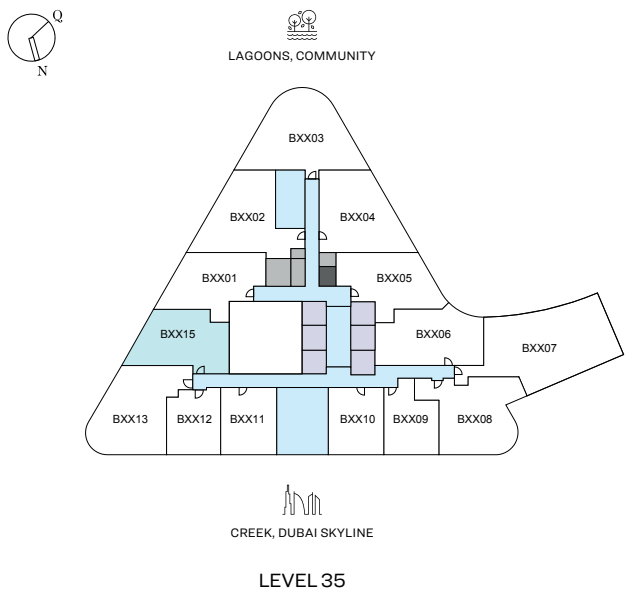
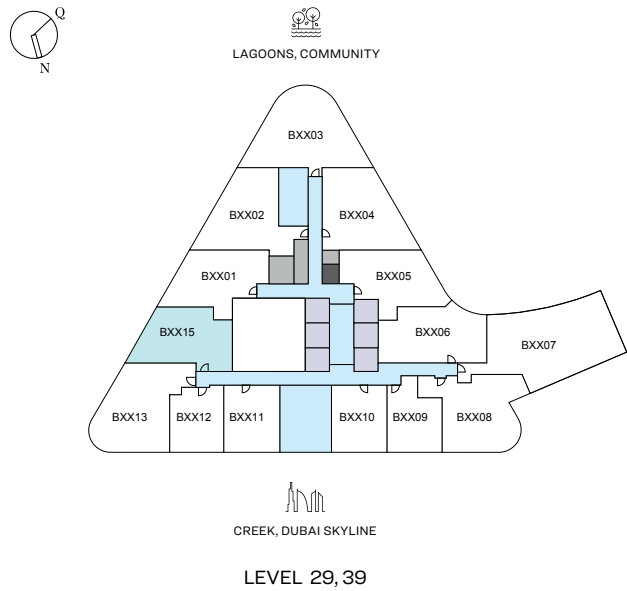
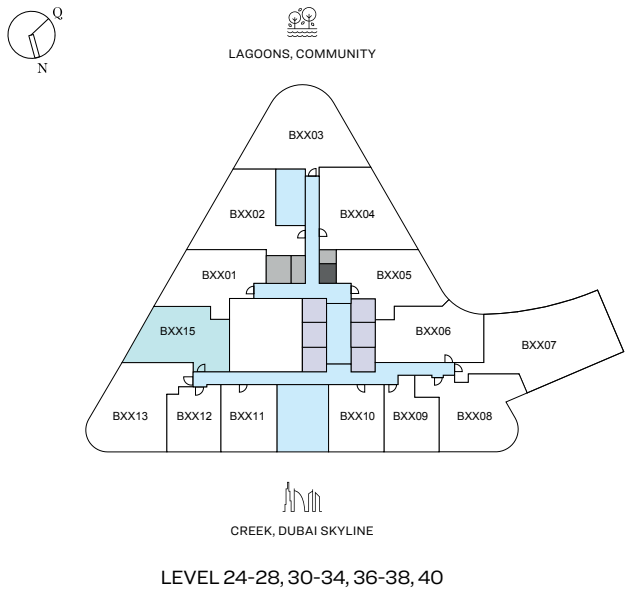
B2401, B2501, B2601, B2701, B2801, B2901, B3001, B3101, B3201, B3301, B3401, B3501, B3601, B3701, B3801, B3901, B4001, B4301, B4401, B4501, B4601, B4701, B4801, B4901, B5001, B5101, B5201, B5301, B5401, B5501, B5601, B5701, B5801, B5901

Disclaimer: 1. All dimensions are in metric, measured to wall finishes. 2. All materials, dimensions & drawings are approximate. 3. Information is subject to change without notice, at developer's absolute discretion. 4. Actual area may vary from the stated area. 5. Drawing are not to scale. 6. All images used are for illustrative purpose only and do not represent the actual size, features, specifications, fittings and furnishings. 7. The developer reserves the right to make revisions/ alterations, at its absolute discretion, without any liability whatsoever.

1 BEDROOM APARTMENT
TYPE D (with powder room + balcony)

TOTAL SALEABLE AREA
SUITE RANGE = 672.21 SQ.FT. - 674.36 SQ.FT.
BALCONY RANGE = 125.61 SQ.FT. - 127.66 SQ.FT.
TOTAL RANGE = 799.87 SQ.FT. - 799.97 SQ.FT.

UNIT



List of unit numbers with this unit plan:

IEWS

Community, Lagoon

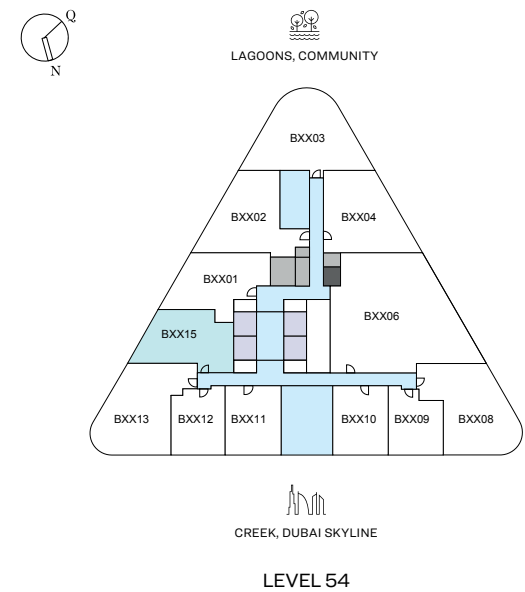
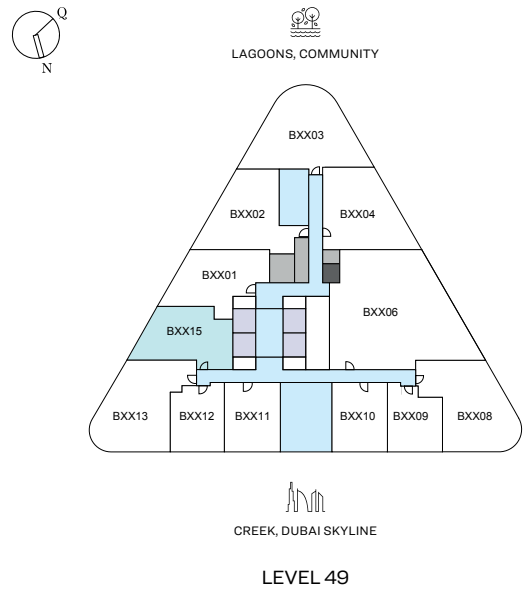
B2415, B2515, B2615, B2715, B2815, B2915, B3015, B3115, B3215, B3315, B3415, B3515, B3615, B3715, B3815, B3915, B4015, B4315, B4415, B4515, B4615, B4715, B4815, B4915, B5015, B5115, B5215, B5315, B5415, B5515, B5615, B5715, B5815, B5915

Disclaimer: 1. All dimensions are in metric, measured to wall finishes. 2. All materials, dimensions & drawings are approximate. 3. Information is subject to change without notice, at developer's absolute discretion. 4. Actual area may vary from the stated area. 5. Drawing are not to scale. 6. All images used are for illustrative purpose only and do not represent the actual size, features, specifications, fittings and furnishings. 7. The developer reserves the right to make revisions/ alterations, at its absolute discretion, without any liability whatsoever.

1 BEDROOM APARTMENT
TYPE D (with powder room + balcony)

TOTAL SALEABLE AREA
SUITE RANGE = 672.21 SQ.FT. - 674.36 SQ.FT.
BALCONY RANGE = 125.61 SQ.FT. - 127.66 SQ.FT.
TOTAL RANGE = 799.87 SQ.FT. - 799.97 SQ.FT.

UNIT



List of unit numbers with this unit plan:

VIEWS

Community, Lagoon

B2415, B2515, B2615, B2715, B2815, B2915, B3015, B3115, B3215, B3315, B3415, B3515, B3615, B3715, B3815, B3915, B4015, B4315, B4415, B4515, B4615, B4715, B4815, B4915, B5015, B5115, B5215, B5315, B5415, B5515, B5615, B5715, B5815, B5915

Disclaimer: 1. All dimensions are in metric, measured to wall finishes. 2. All materials, dimensions & drawings are approximate. 3. Information is subject to change without notice, at developer's absolute discretion. 4. Actual area may vary from the stated area. 5. Drawing are not to scale. 6. All images used are for illustrative purpose only and do not represent the actual size, features, specifications, fittings and furnishings. 7. The developer reserves the right to make revisions/ alterations, at its absolute discretion, without any liability whatsoever.

1 BEDROOM APARTMENT
TYPE D (with powder room + balcony)

TOTAL SALEABLE AREA
SUITE RANGE = 672.21 SQ.FT. - 674.36 SQ.FT.
BALCONY RANGE = 125.61 SQ.FT. - 127.66 SQ.FT.
TOTAL RANGE = 799.87 SQ.FT. - 799.97 SQ.FT.



List of unit numbers with this unit plan:

IEWS

Community, Lagoon

B2415, B2515, B2615, B2715, B2815, B2915, B3015, B3115, B3215, B3315, B3415, B3515, B3615, B3715, B3815, B3915, B4015, B4315, B4415, B4515, B4615, B4715, B4815, B4915, B5015, B5115, B5215, B5315, B5415, B5515, B5615, B5715, B5815, B5915

Disclaimer: 1. All dimensions are in metric, measured to wall finishes. 2. All materials, dimensions & drawings are approximate. 3. Information is subject to change without notice, at developer's absolute discretion. 4. Actual area may vary from the stated area. 5. Drawing are not to scale. 6. All images used are for illustrative purpose only and do not represent the actual size, features, specifications, fittings and furnishings. 7. The developer reserves the right to make revisions/ alterations, at its absolute discretion, without any liability whatsoever.

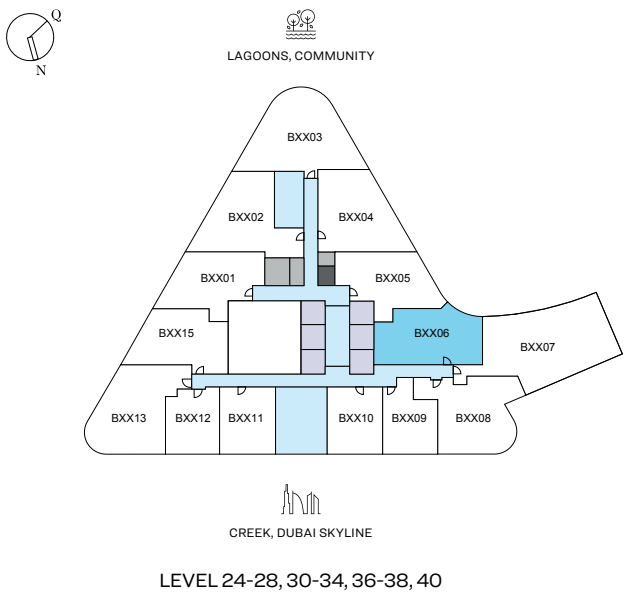
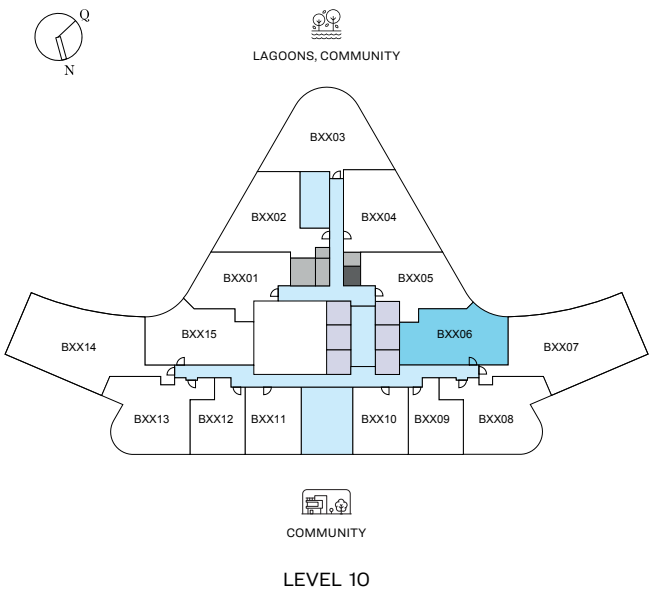
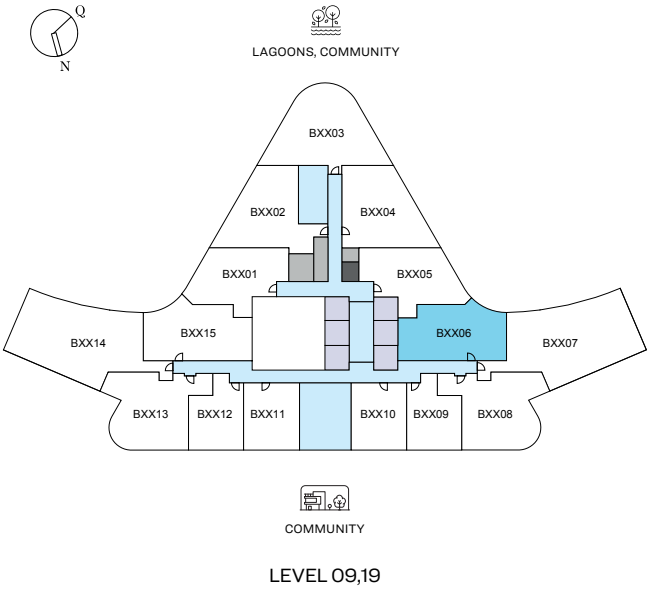
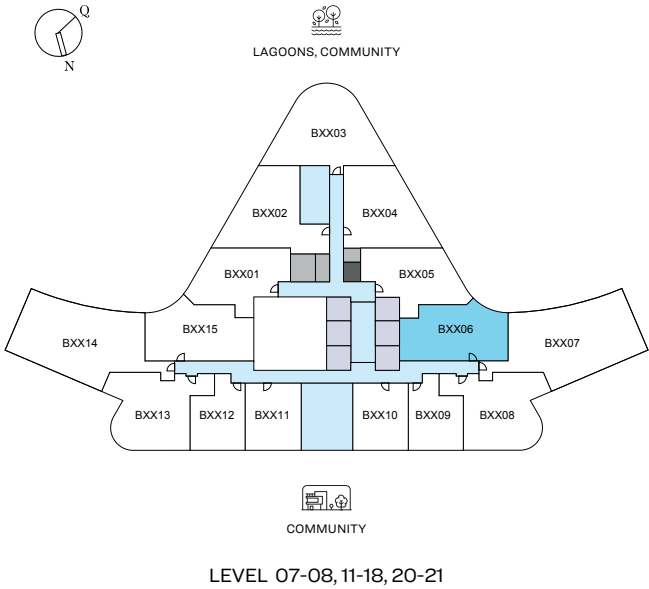
1.5 BEDROOM APARTMENT

TYPE A (with study room and powder + balcony)

TOTAL SALEABLE AREA

SUITE RANGE = 745.08 SQ.FT. - 751.64 SQ.FT.
BALCONY RANGE = 146.39 SQ.FT. - 148.97 SQ.FT.
TOTAL RANGE = 891.47 SQ.FT. - 900.61 SQ.FT.

UNIT



List of unit numbers with this unit plan:

VIEWS

Amenities, Lagoon
B706, B806, B906, B1006

Community, Lagoon
B1106, B1206, B1306, B1406, B1506, B1606, B1706, B1806, B1906, B2006, B2106, B2406, B2506, B2606, B2706, B2806, B2906, B3006, B3106, B3206, B3306, B3406, B3506, B3606, B3706, B3806, B3906, B4006

Disclaimer: 1. All dimensions are in metric, measured to wall finishes. 2. All materials, dimensions & drawings are approximate. 3. Information is subject to change without notice, at developer's absolute discretion. 4. Actual area may vary from the stated area. 5. Drawing are not to scale. 6. All images used are for illustrative purpose only and do not represent the actual size, features, specifications, fittings and furnishings. 7. The developer reserves the right to make revisions/ alterations, at its absolute discretion, without any liability whatsoever.

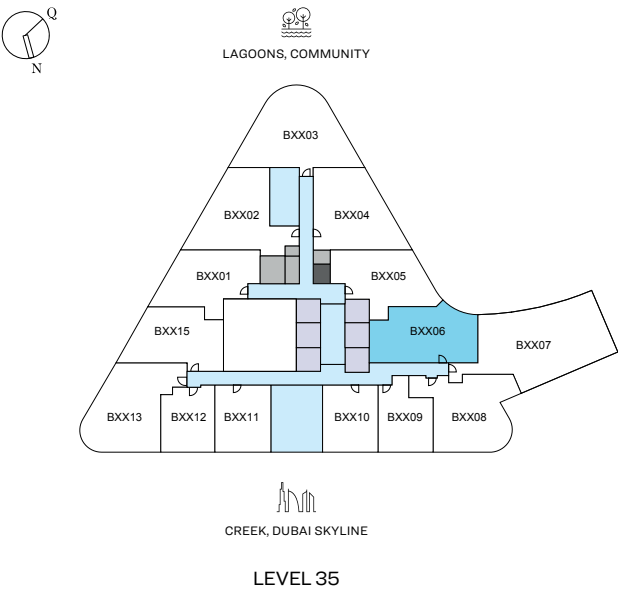
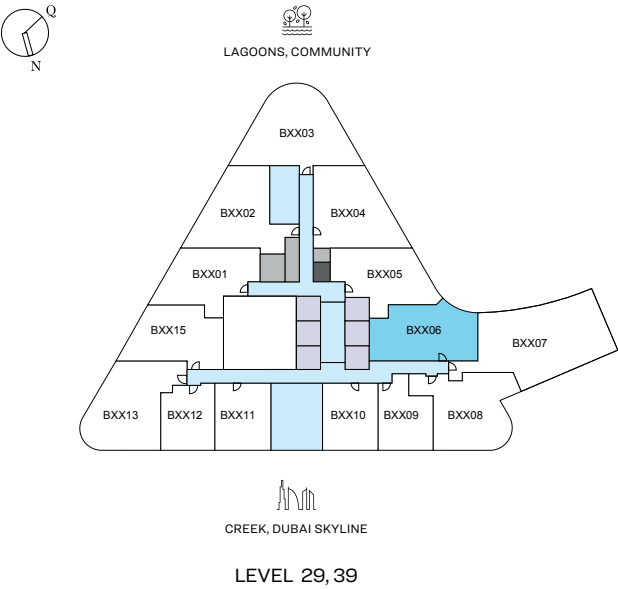
1.5 BEDROOM APARTMENT

TYPE A (with study room and powder + balcony)

TOTAL SALEABLE AREA

SUITE RANGE = 745.08 SQ.FT. - 751.64 SQ.FT.
BALCONY RANGE = 146.39 SQ.FT. - 148.97 SQ.FT.
TOTAL RANGE = 891.47 SQ.FT. - 900.61 SQ.FT.

UNIT



List of unit numbers with this unit plan:

VIEWS

Amenities, Lagoon
B706, B806, B906, B1006

Community, Lagoon
B1106, B1206, B1306, B1406, B1506, B1606, B1706, B1806, B1906, B2006, B2106, B2406, B2506, B2606, B2706, B2806, B2906, B3006, B3106, B3206, B3306, B3406, B3506, B3606, B3706, B3806, B3906, B4006

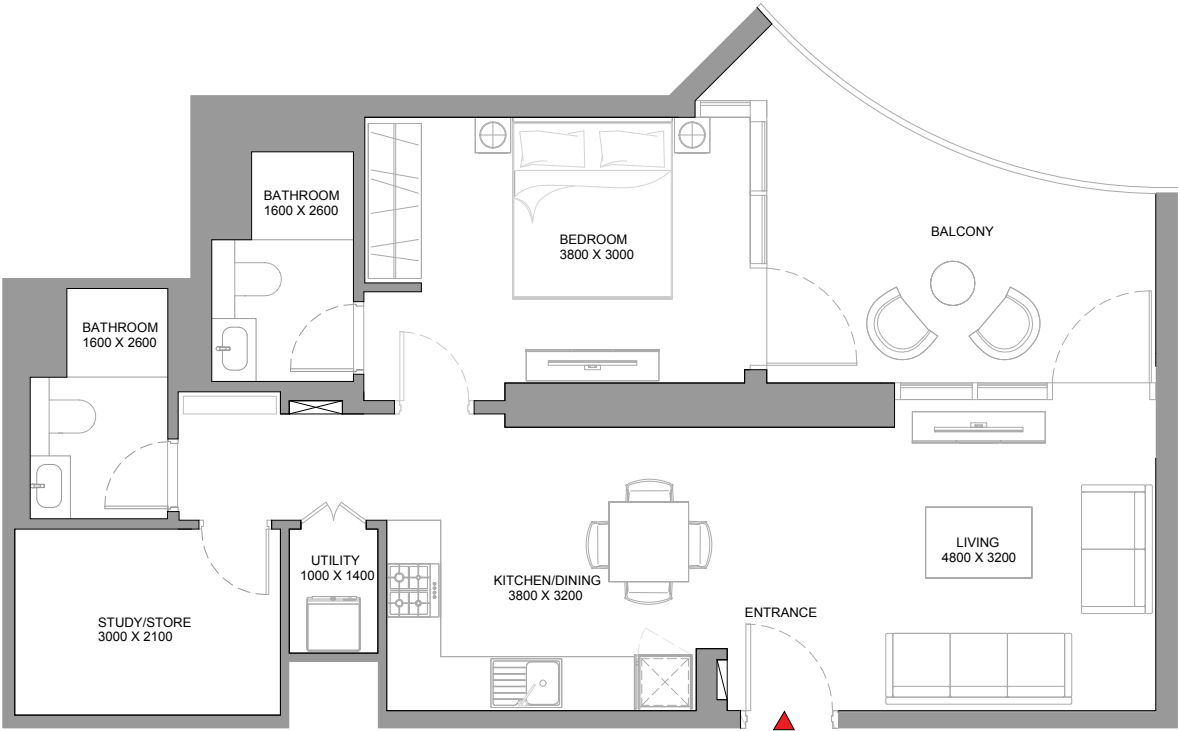
Disclaimer: 1. All dimensions are in metric, measured to wall finishes. 2. All materials, dimensions & drawings are approximate. 3. Information is subject to change without notice, at developer's absolute discretion. 4. Actual area may vary from the stated area. 5. Drawing are not to scale. 6. All images used are for illustrative purpose only and do not represent the actual size, features, specifications, fittings and furnishings. 7. The developer reserves the right to make revisions/ alterations, at its absolute discretion, without any liability whatsoever.

1.5 BEDROOM APARTMENT

TYPE A (with study room and powder + balcony)

TOTAL SALEABLE AREA

SUITE RANGE = 745.08 SQ.FT. - 751.64 SQ.FT.
BALCONY RANGE = 146.39 SQ.FT. - 148.97 SQ.FT.
TOTAL RANGE = 891.47 SQ.FT. - 900.61 SQ.FT.



List of unit numbers with this unit plan:

VIEWS

Amenities, Lagoon
B706, B806, B906, B1006

Community, Lagoon
B1106, B1206, B1306, B1406, B1506, B1606, B1706, B1806, B1906, B2006, B2106, B2406, B2506, B2606, B2706, B2806, B2906, B3006, B3106, B3206, B3306, B3406, B3506, B3606, B3706, B3806, B3906, B4006

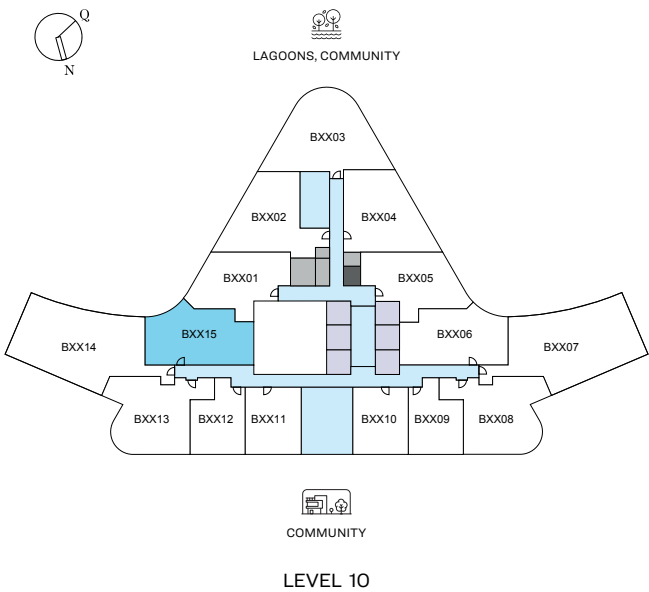
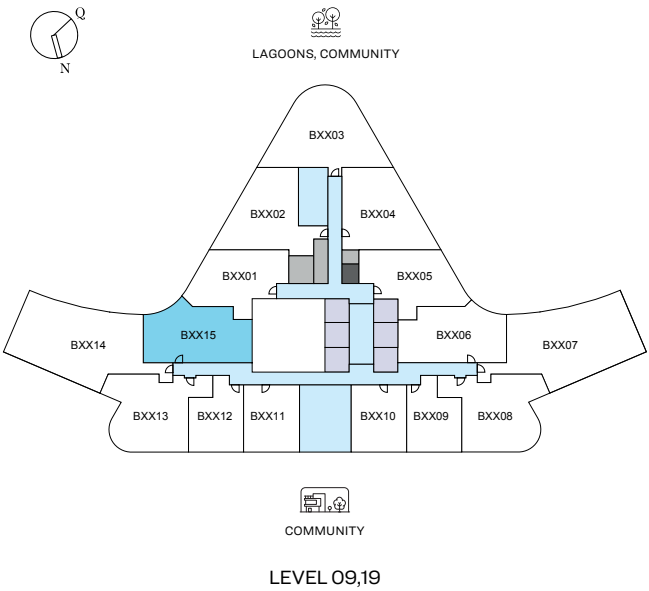
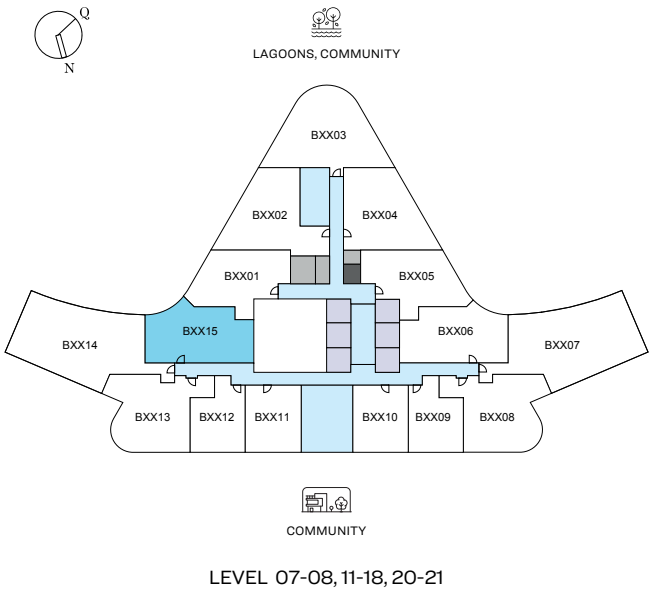


Disclaimer: 1. All dimensions are in metric, measured to wall finishes. 2. All materials, dimensions & drawings are approximate. 3. Information is subject to change without notice, at developer's absolute discretion. 4. Actual area may vary from the stated area. 5. Drawing are not to scale. 6. All images used are for illustrative purpose only and do not represent the actual size, features, specifications, fittings and furnishings. 7. The developer reserves the right to make revisions/ alterations, at its absolute discretion, without any liability whatsoever.

1.5 BEDROOM APARTMENT
TYPE A (with study room and powder + balcony) VARIANT 1

TOTAL SALEABLE AREA
SUITE RANGE = 745.08 SQ.FT. - 751.64 SQ.FT.
BALCONY RANGE = 146.39 SQ.FT. - 148.86 SQ.FT.
TOTAL RANGE = 891.47 SQ.FT. - 900.50 SQ.FT.

UNIT



List of unit numbers with this unit plan:

VIEWS

Amenities, Lagoon
B715, B815, B915, B1015

Community, Lagoon
B1115, B1215, B1315, B1415, B1515, B1615, B1715, B1815, B1915, B2015, B2115

Disclaimer: 1. All dimensions are in metric, measured to wall finishes. 2. All materials, dimensions & drawings are approximate. 3. Information is subject to change without notice, at developer's absolute discretion. 4. Actual area may vary from the stated area. 5. Drawing are not to scale. 6. All images used are for illustrative purpose only and do not represent the actual size, features, specifications, fittings and furnishings. 7. The developer reserves the right to make revisions/ alterations, at its absolute discretion, without any liability whatsoever.

1.5 BEDROOM APARTMENT

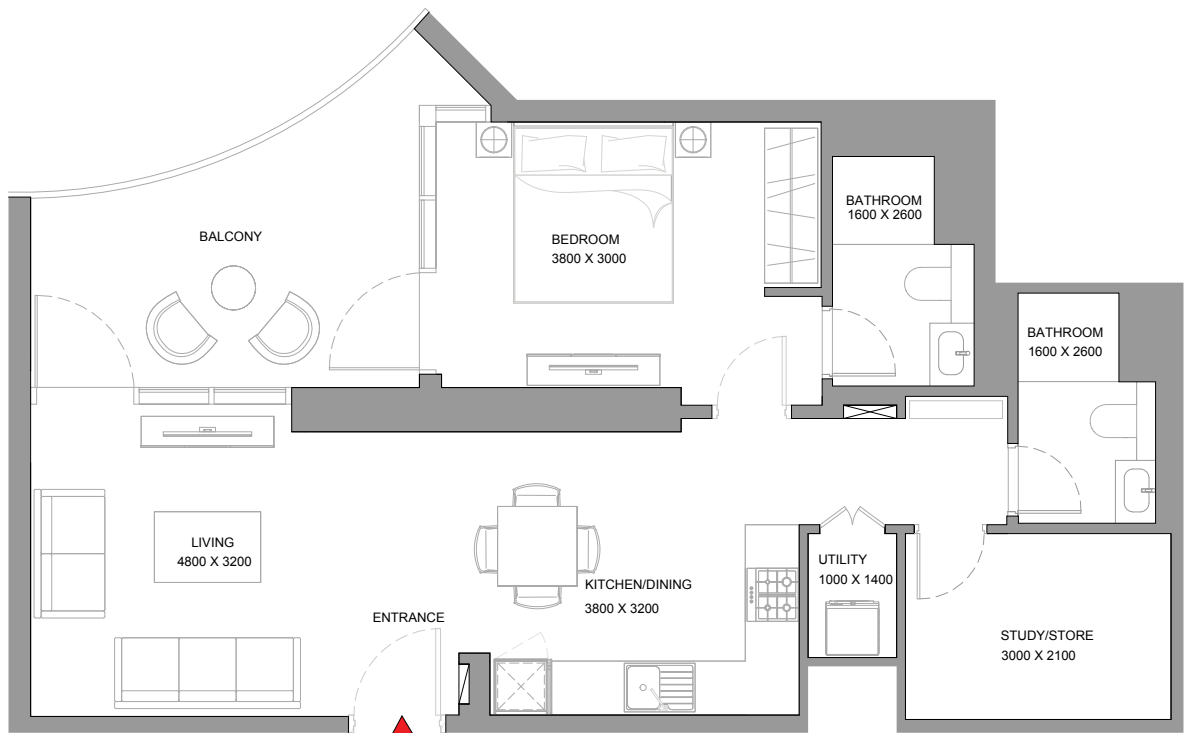
TYPE A (with study room and powder + balcony) VARIANT 1

TOTAL SALEABLE AREA

SUITE RANGE = 745.08 SQ.FT. - 751.64 SQ.FT.

BALCONY RANGE = 146.39 SQ.FT. - 148.86 SQ.FT.

TOTAL RANGE = 891.47 SQ.FT. - 900.50 SQ.FT.



List of unit numbers with this unit plan:

VIEWS

Amenities, Lagoon

B715, B815, B915, B1015

Community, Lagoon

B1115, B1215, B1315, B1415, B1515, B1615, B1715, B1815, B1915, B2015, B2115



Disclaimer: 1. All dimensions are in metric, measured to wall finishes. 2. All materials, dimensions & drawings are approximate. 3. Information is subject to change without notice, at developer's absolute discretion. 4. Actual area may vary from the stated area. 5. Drawing are not to scale. 6. All images used are for illustrative purpose only and do not represent the actual size, features, specifications, fittings and furnishings. 7. The developer reserves the right to make revisions/ alterations, at its absolute discretion, without any liability whatsoever.

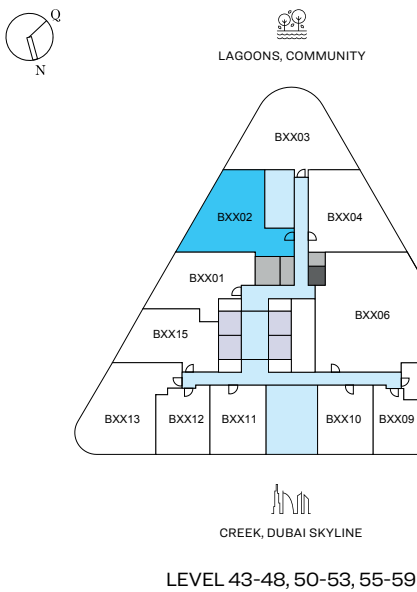
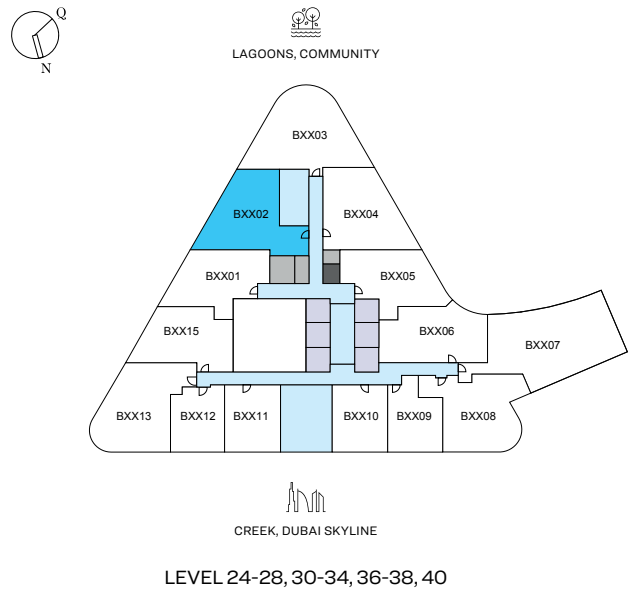
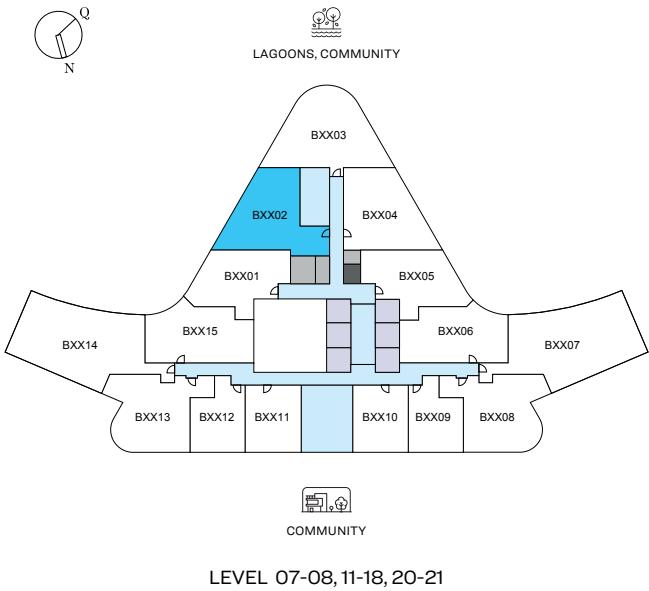
2 BEDROOM APARTMENT

TYPE A (with store room and shared powder + balcony)

TOTAL SALEABLE AREA

SUITE RANGE = 849.60 SQ.FT. - 854.22 SQ.FT.
BALCONY RANGE = 123.03 SQ.FT. - 126.37 SQ.FT.
TOTAL RANGE = 975.97 SQ.FT. - 977.25 SQ.FT.

UNIT



List of unit numbers with this unit plan:

VIEWS

Amenities
B702, B802

Community
B1102, B1202, B1302, B1402, B1502, B1602, B1702, B1802, B2002, B2102, B2402, B2502, B2602, B2702, B2802, B3002, B3102, B3202, B3302, B3402, B3602, B3702, B3802, B4002, B4302, B4402, B4502, B4602, B4702, B4802, B5002, B5102, B5202, B5302, B5502, B5602, B5702, B5802, B5902

Disclaimer: 1. All dimensions are in metric, measured to wall finishes. 2. All materials, dimensions & drawings are approximate. 3. Information is subject to change without notice, at developer's absolute discretion. 4. Actual area may vary from the stated area. 5. Drawing are not to scale. 6. All images used are for illustrative purpose only and do not represent the actual size, features, specifications, fittings and furnishings. 7. The developer reserves the right to make revisions/ alterations, at its absolute discretion, without any liability whatsoever.

2 BEDROOM APARTMENT

TYPE A (with store room and shared powder + balcony)

TOTAL SALEABLE AREA

SUITE RANGE = 849.60 SQ.FT. - 854.22 SQ.FT.

BALCONY RANGE = 123.03 SQ.FT. - 126.37 SQ.FT.

TOTAL RANGE = 975.97 SQ.FT. - 977.25 SQ.FT.



List of unit numbers with this unit plan:

VIEWS

Amenities

B702, B802

Community

B1102, B1202, B1302, B1402, B1502, B1602, B1702, B1802, B2002, B2102, B2402, B2502, B2602, B2702, B2802, B3002, B3102, B3202, B3302, B3402, B3602, B3702, B3802, B4002, B4302, B4402, B4502, B4602, B4702, B4802, B5002, B5102, B5202, B5302, B5502, B5602, B5702, B5802, B5902

Disclaimer: 1. All dimensions are in metric, measured to wall finishes. 2. All materials, dimensions & drawings are approximate. 3. Information is subject to change without notice, at developer's absolute discretion. 4. Actual area may vary from the stated area. 5. Drawing are not to scale. 6. All images used are for illustrative purpose only and do not represent the actual size, features, specifications, fittings and furnishings. 7. The developer reserves the right to make revisions/ alterations, at its absolute discretion, without any liability whatsoever.

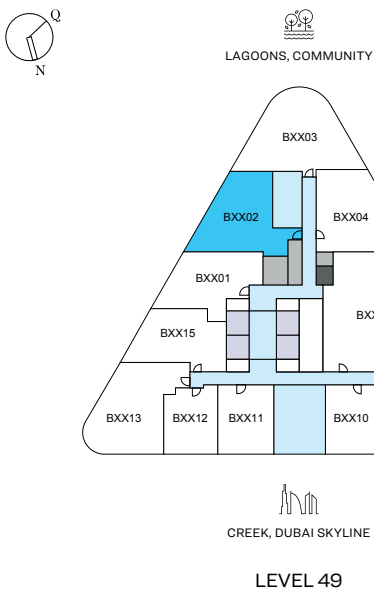
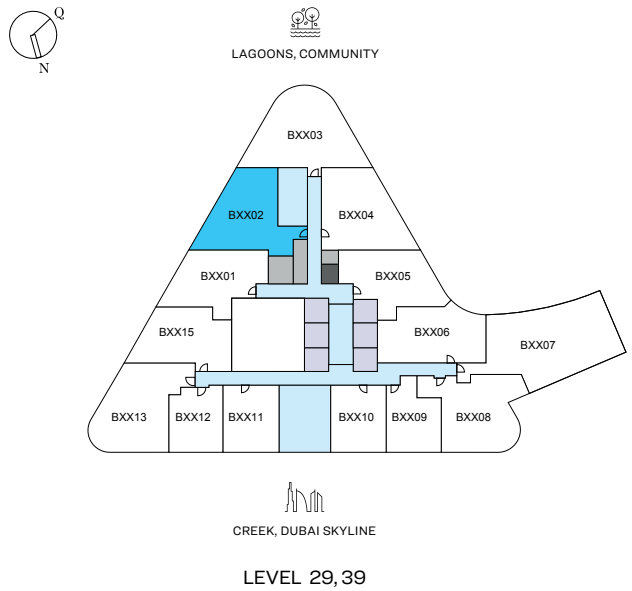
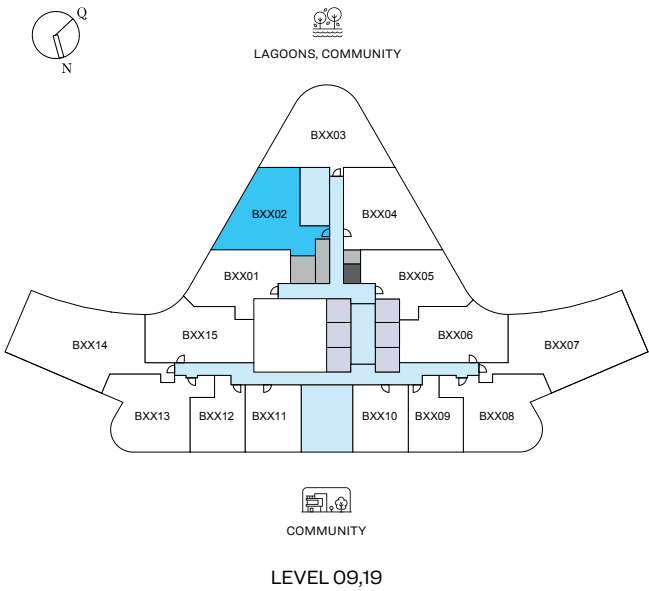


2 BEDROOM APARTMENT
TYPE A (with shared powder + balcony) VARIANT 1

TOTAL SALEABLE AREA

SUITE = 812.24 SQ.FT.
BALCONY = 126.37 SQ.FT.
TOTAL = 938.61 SQ.FT.

UNIT



List of unit numbers with this unit plan:

VIEWS

Amenities

B902

Community

B1902, B2902, B3902, B4902

Disclaimer: 1. All dimensions are in metric, measured to wall finishes. 2. All materials, dimensions & drawings are approximate. 3. Information is subject to change without notice, at developer's absolute discretion. 4. Actual area may vary from the stated area. 5. Drawing are not to scale. 6. All images used are for illustrative purpose only and do not represent the actual size, features, specifications, fittings and furnishings. 7. The developer reserves the right to make revisions/ alterations, at its absolute discretion, without any liability whatsoever.

2 BEDROOM APARTMENT

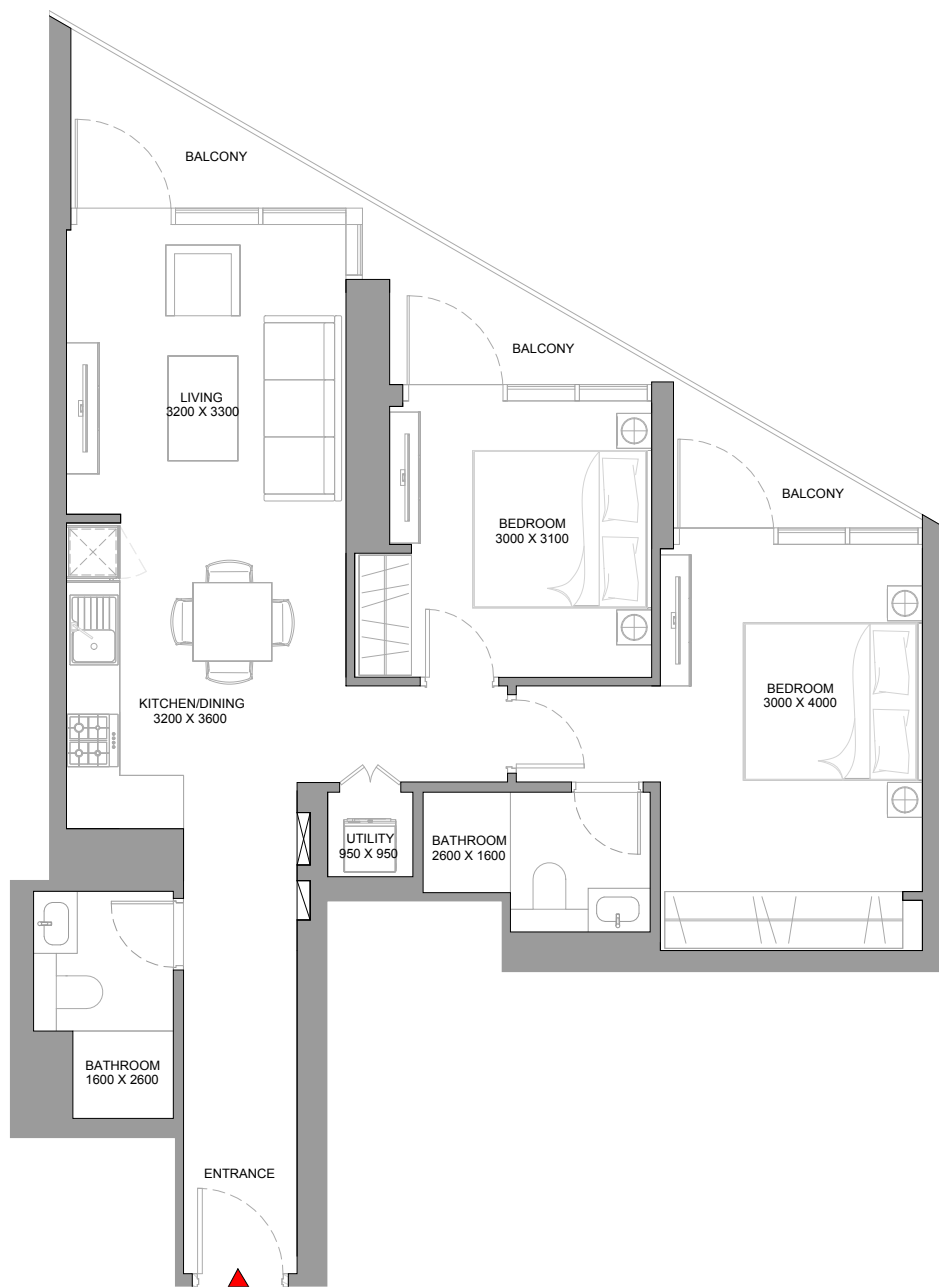
TYPE A (with shared powder + balcony) VARIANT 1

TOTAL SALEABLE AREA

SUITE = 812.24 SQ.FT.

BALCONY = 126.37 SQ.FT.

TOTAL = 938.61 SQ.FT.



List of unit numbers with this unit plan:

VIEWS

Amenities

B902

Community

B1902, B2902, B3902, B4902

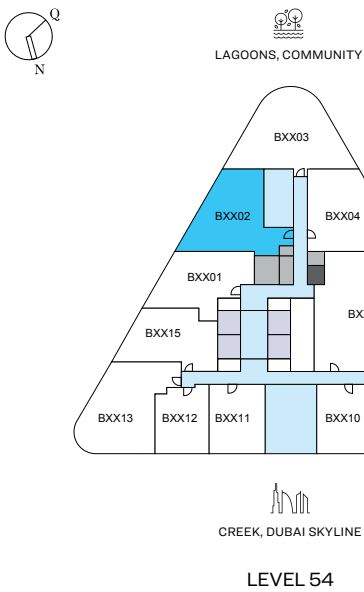
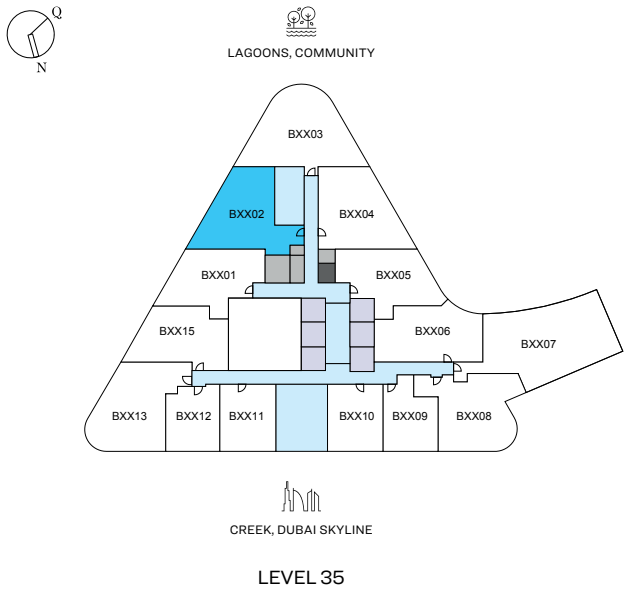
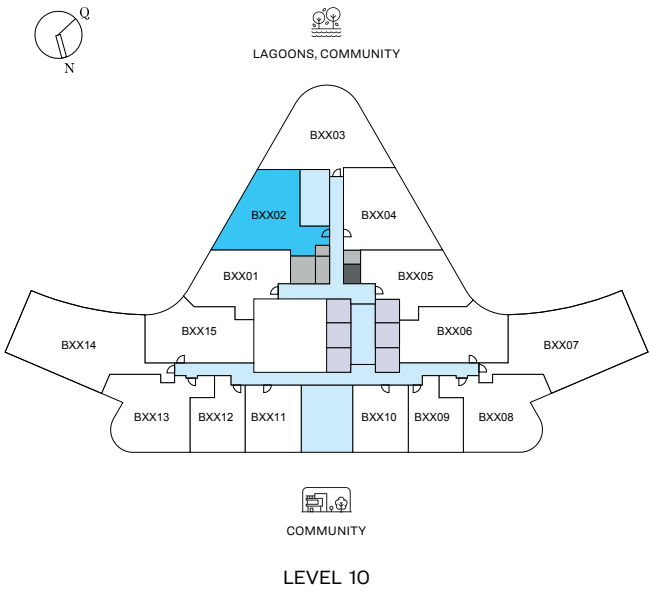


Disclaimer: 1. All dimensions are in metric, measured to wall finishes. 2. All materials, dimensions & drawings are approximate. 3. Information is subject to change without notice, at developer's absolute discretion. 4. Actual area may vary from the stated area. 5. Drawing are not to scale. 6. All images used are for illustrative purpose only and do not represent the actual size, features, specifications, fittings and furnishings. 7. The developer reserves the right to make revisions/ alterations, at its absolute discretion, without any liability whatsoever.

2 BEDROOM APARTMENT
TYPE A (with sstore room and shared powder + balcony) VARIANT 2

TOTAL SALEABLE AREA
SUITE = 826.02 SQ.FT.
BALCONY = 126.37 SQ.FT.
TOTAL = 952.39 SQ.FT.

UNIT



List of unit numbers with this unit plan:

VIEWS

Amenities
B1002

Community
B3502, B5402

Disclaimer: 1. All dimensions are in metric, measured to wall finishes. 2. All materials, dimensions & drawings are approximate. 3. Information is subject to change without notice, at developer's absolute discretion. 4. Actual area may vary from the stated area. 5. Drawing are not to scale. 6. All images used are for illustrative purpose only and do not represent the actual size, features, specifications, fittings and furnishings. 7. The developer reserves the right to make revisions/ alterations, at its absolute discretion, without any liability whatsoever.

2 BEDROOM APARTMENT

TYPE A (with sstore room and shared powder + balcony) VARIANT 2

TOTAL SALEABLE AREA

SUITE = 826.02 SQ.FT.
BALCONY = 126.37 SQ.FT.
TOTAL = 952.39 SQ.FT.



List of unit numbers with this unit plan:

VIEWS

Amenities
B1002

Community
B3502, B5402



Disclaimer: 1. All dimensions are in metric, measured to wall finishes. 2. All materials, dimensions & drawings are approximate. 3. Information is subject to change without notice, at developer's absolute discretion. 4. Actual area may vary from the stated area. 5. Drawing are not to scale. 6. All images used are for illustrative purpose only and do not represent the actual size, features, specifications, fittings and furnishings. 7. The developer reserves the right to make revisions/ alterations, at its absolute discretion, without any liability whatsoever.

2 BEDROOM APARTMENT

TYPE B (with shared powder + balcony)

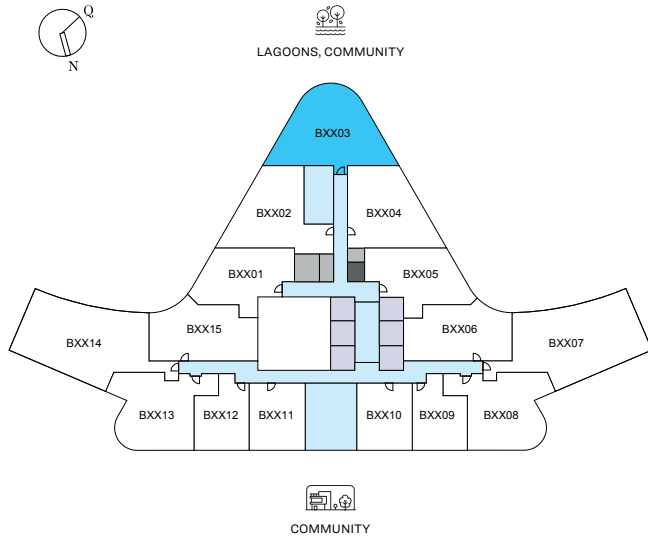
TOTAL SALEABLE AREA

SUITE RANGE = 1040.01 SQ.FT. - 1044.21 SQ.FT.

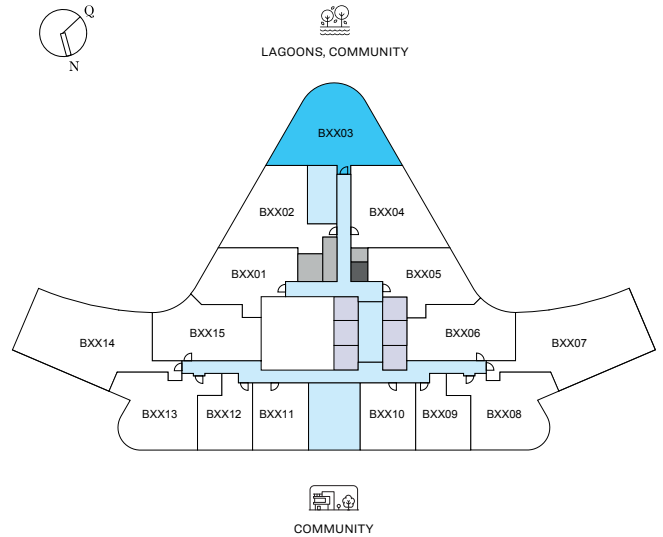
BALCONY RANGE = 84.39 SQ.FT. - 86.65 SQ.FT.

TOTAL RANGE = 1126.66 SQ.FT. - 1128.60 SQ.FT.

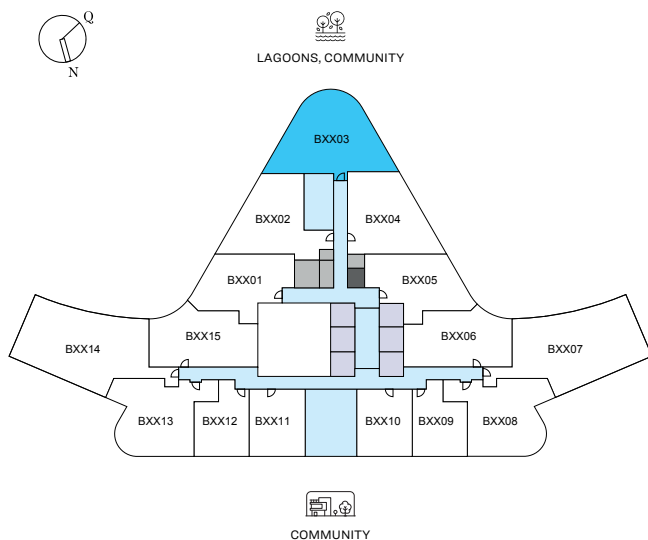
UNIT



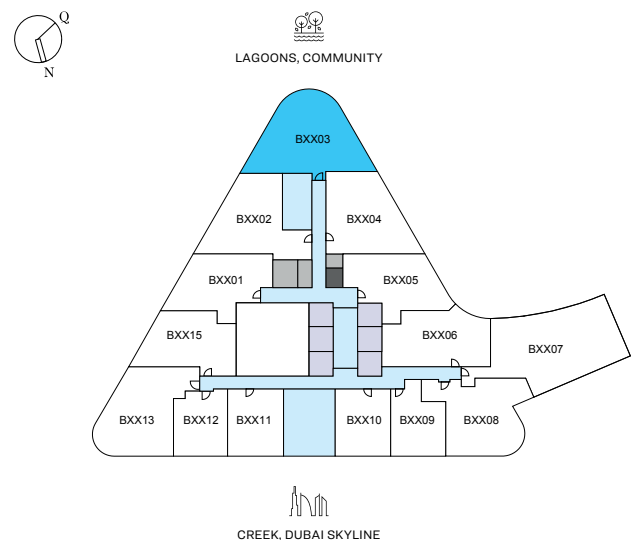
LEVEL 07-08, 11-18, 20-21



LEVEL 09, 19



LEVEL 10



LEVEL 24-28, 30-34, 36-38, 40

List of unit numbers with this unit plan:

VIEWS

180 degrees view (Amenities, Lagoon)

B803, B903, B1003

180 degrees view (Community, Lagoon)

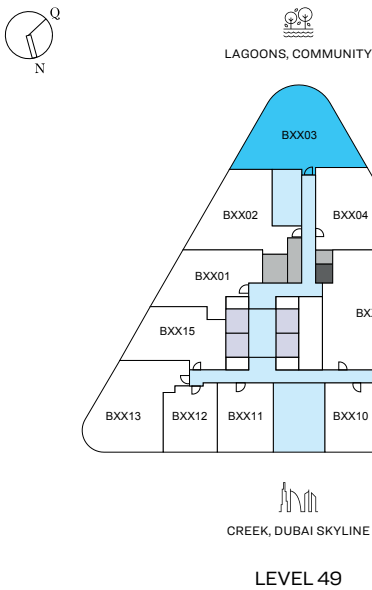
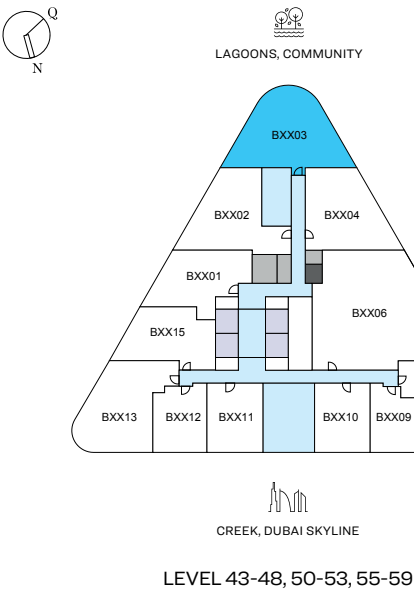
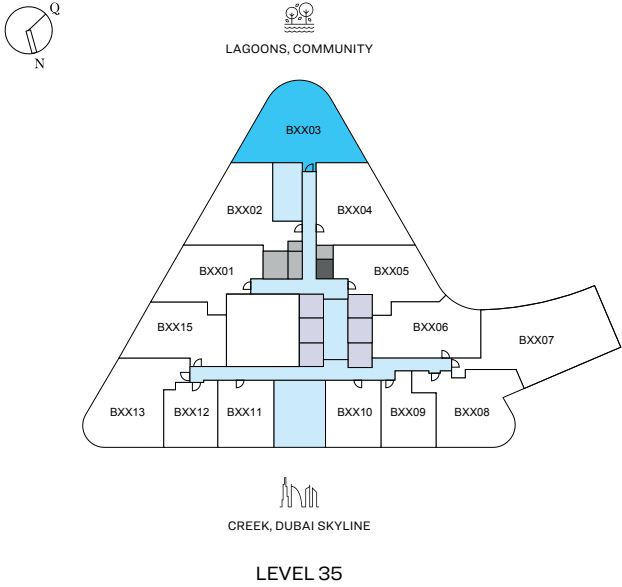
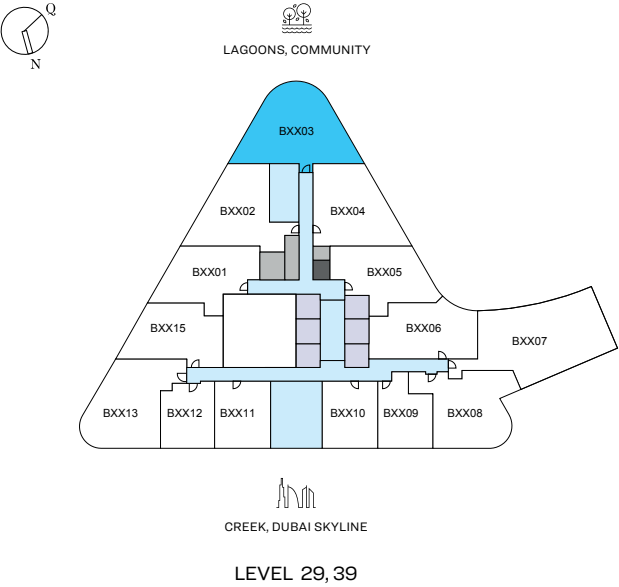
B1103, B1203, B1303, B1403, B1503, B1603, B1703, B1803, B1903, B2003, B2103, B2403, B2503, B2603, B2703, B2803, B2903, B3003, B3103, B3203, B3303, B3403, B3503, B3603, B3703, B3803, B3903, B4003, B4303, B4403, B4503, B4603, B4703, B4803, B4903, B5003, B5103, B5203, B5303, B5403, B5503, B5603, B5703, B5803, B5903

2 BEDROOM APARTMENT
TYPE B (with shared powder + balcony)

TOTAL SALEABLE AREA

SUITE RANGE = 1040.01 SQ.FT. - 1044.21 SQ.FT.
BALCONY RANGE = 84.39 SQ.FT. - 86.65 SQ.FT.
TOTAL RANGE = 1126.66 SQ.FT. - 1128.60 SQ.FT.

UNIT



List of unit numbers with this unit plan:

VIEWS

180 degrees view (Amenities, Lagoon)
B803, B903, B1003

180 degrees view (Community, Lagoon)
B1103, B1203, B1303, B1403, B1503, B1603, B1703, B1803, B1903, B2003, B2103, B2403, B2503, B2603, B2703, B2803, B2903, B3003, B3103, B3203, B3303, B3403, B3503, B3603, B3703, B3803, B3903, B4003, B4303, B4403, B4503, B4603, B4703, B4803, B4903, B5003, B5103, B5203, B5303, B5403, B5503, B5603, B5703, B5803, B5903

Disclaimer: 1. All dimensions are in metric, measured to wall finishes. 2. All materials, dimensions & drawings are approximate. 3. Information is subject to change without notice, at developer's absolute discretion. 4. Actual area may vary from the stated area. 5. Drawing are not to scale. 6. All images used are for illustrative purpose only and do not represent the actual size, features, specifications, fittings and furnishings. 7. The developer reserves the right to make revisions/ alterations, at its absolute discretion, without any liability whatsoever.

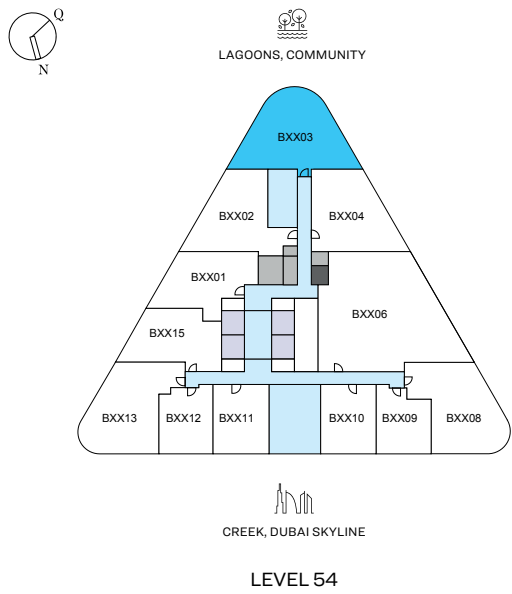
2 BEDROOM APARTMENT

TYPE B (with shared powder + balcony)

TOTAL SALEABLE AREA

SUITE RANGE = 1040.01 SQ.FT. - 1044.21 SQ.FT.
BALCONY RANGE = 84.39 SQ.FT. - 86.65 SQ.FT.
TOTAL RANGE = 1126.66 SQ.FT. - 1128.60 SQ.FT.

UNIT



List of unit numbers with this unit plan:

VIEWS

180 degrees view (Amenities, Lagoon)
B803, B903, B1003

180 degrees view (Community, Lagoon)
B1103, B1203, B1303, B1403, B1503, B1603, B1703, B1803, B1903, B2003, B2103, B2403, B2503, B2603, B2703, B2803, B2903, B3003, B3103, B3203, B3303, B3403, B3503, B3603, B3703, B3803, B3903, B4003, B4303, B4403, B4503, B4603, B4703, B4803, B4903, B5003, B5103, B5203, B5303, B5403, B5503, B5603, B5703, B5803, B5903

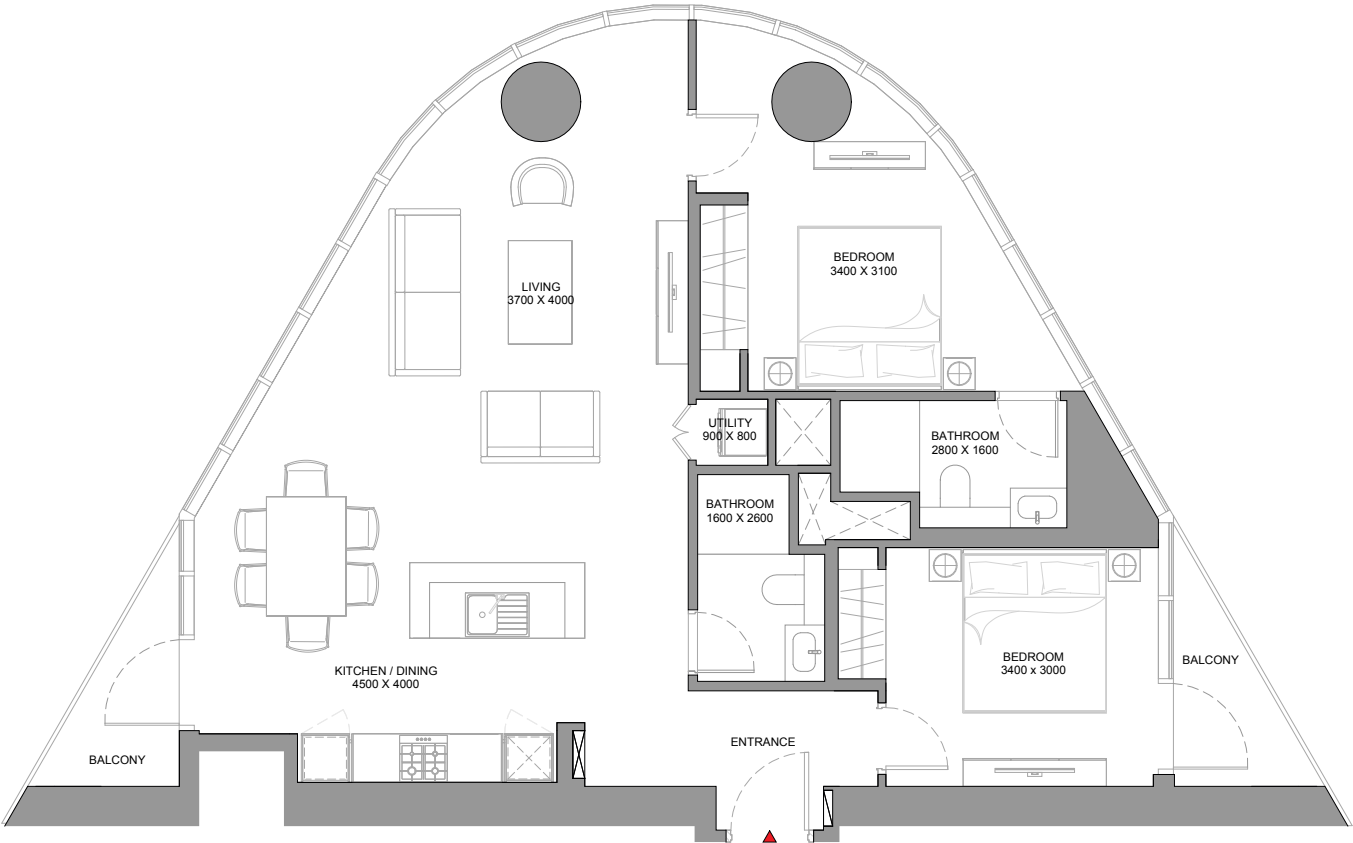
Disclaimer: 1. All dimensions are in metric, measured to wall finishes. 2. All materials, dimensions & drawings are approximate. 3. Information is subject to change without notice, at developer's absolute discretion. 4. Actual area may vary from the stated area. 5. Drawing are not to scale. 6. All images used are for illustrative purpose only and do not represent the actual size, features, specifications, fittings and furnishings. 7. The developer reserves the right to make revisions/ alterations, at its absolute discretion, without any liability whatsoever.

2 BEDROOM APARTMENT

TYPE B (with shared powder + balcony)

TOTAL SALEABLE AREA

SUITE RANGE = 1040.01 SQ.FT. - 1044.21 SQ.FT.
BALCONY RANGE = 84.39 SQ.FT. - 86.65 SQ.FT.
TOTAL RANGE = 1126.66 SQ.FT. - 1128.60 SQ.FT.



List of unit numbers with this unit plan:

VIEWS

180 degrees view (Amenities, Lagoon)
B803, B903, B1003

180 degrees view (Community, Lagoon)
B1103, B1203, B1303, B1403, B1503, B1603, B1703, B1803, B1903, B2003, B2103, B2403, B2503, B2603, B2703, B2803, B2903, B3003, B3103, B3203, B3303, B3403, B3503, B3603, B3703, B3803, B3903, B4003, B4303, B4403, B4503, B4603, B4703, B4803, B4903, B5003, B5103, B5203, B5303, B5403, B5503, B5603, B5703, B5803, B5903



Disclaimer: 1. All dimensions are in metric, measured to wall finishes. 2. All materials, dimensions & drawings are approximate. 3. Information is subject to change without notice, at developer's absolute discretion. 4. Actual area may vary from the stated area. 5. Drawing are not to scale. 6. All images used are for illustrative purpose only and do not represent the actual size, features, specifications, fittings and furnishings. 7. The developer reserves the right to make revisions/ alterations, at its absolute discretion, without any liability whatsoever.

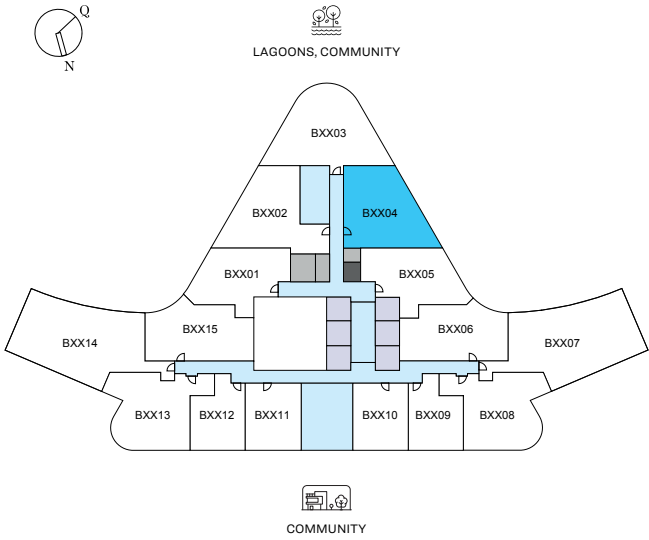
2 BEDROOM APARTMENT

TYPE C (with shared powder + balcony)

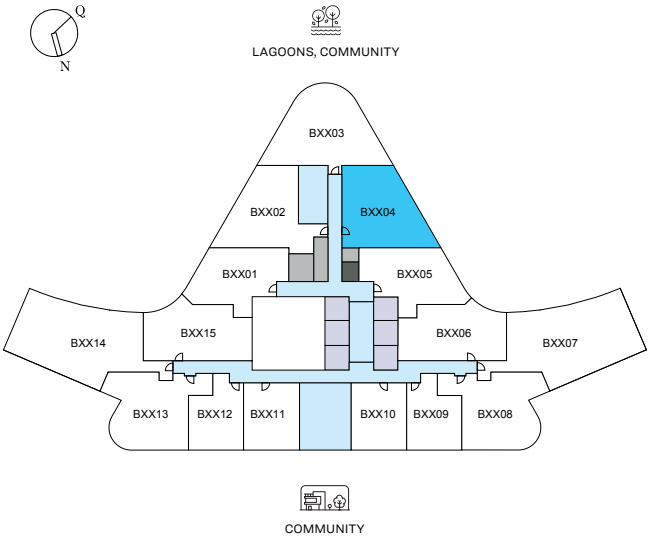
TOTAL SALEABLE AREA

SUITE RANGE = 808.15 SQ.FT. - 811.17 SQ.FT.
BALCONY RANGE = 123.03 SQ.FT. - 126.26 SQ.FT.
TOTAL RANGE = 934.20 SQ.FT. - 934.52 SQ.FT.

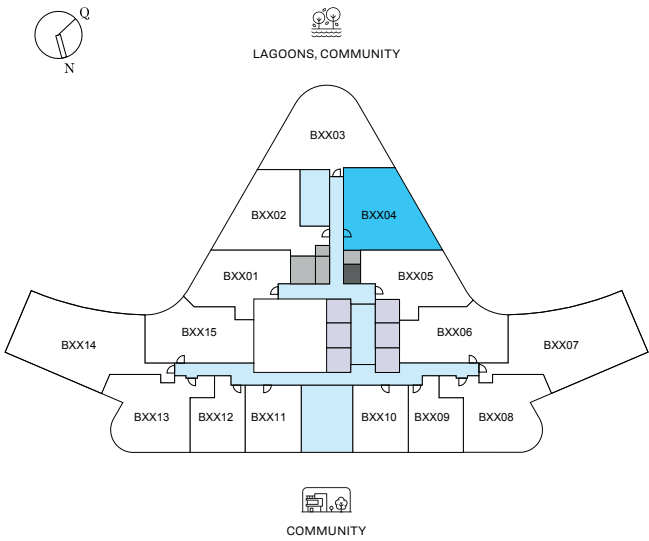
UNIT



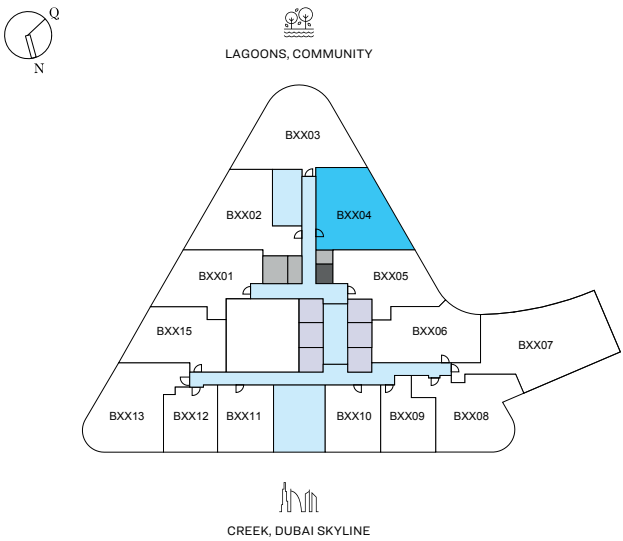
LEVEL 07-08, 11-18, 20-21



LEVEL 09, 19



LEVEL 10



LEVEL 24-28, 30-34, 36-38, 40

List of unit numbers with this unit plan:

VIEWS

Amenities

B804, B904, B1004

Community

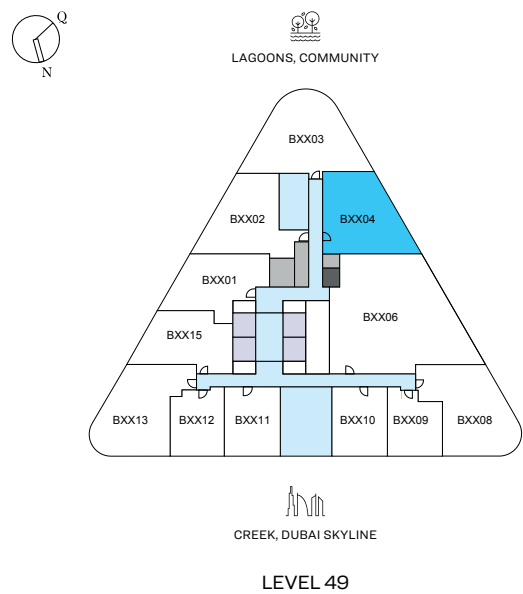
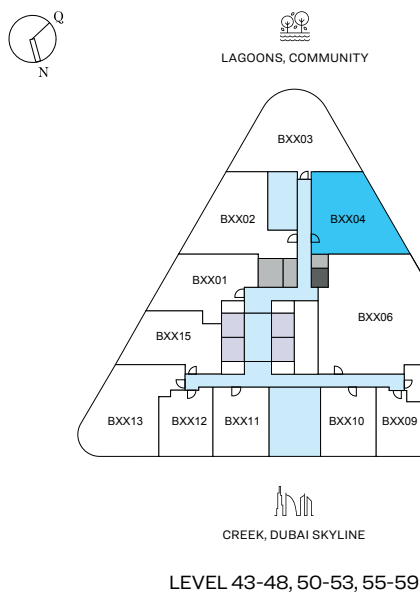
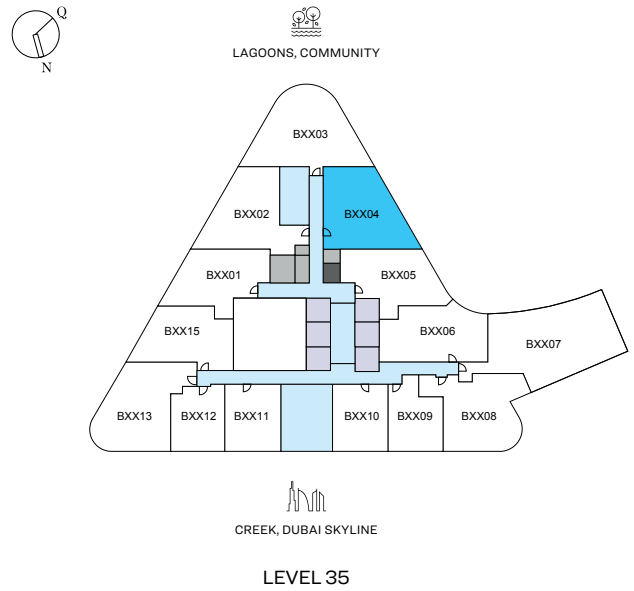
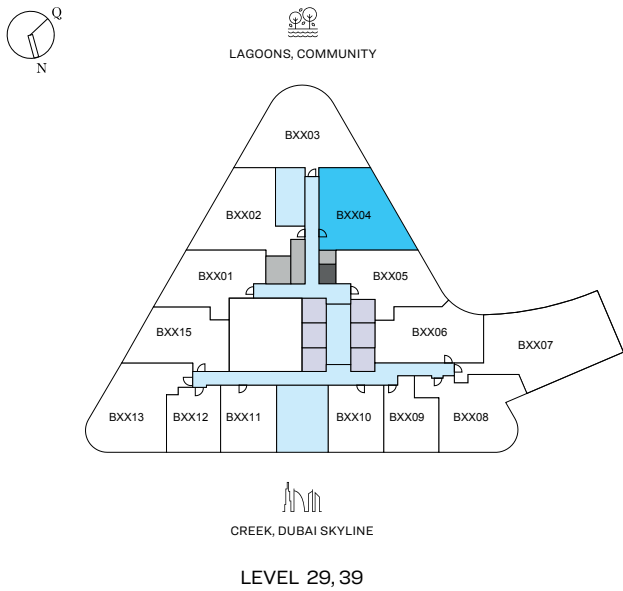
B1104, B1204, B1304, B1404, B1504, B1604, B1704, B1804, B1904, B2004, B2104, B2404, B2504, B2604, B2704, B2804, B2904, B3004, B3104, B3204, B3304, B3404, B3504, B3604, B3704, B3804, B3904, B4004, B4304, B4404, B4504, B4604, B4704, B4804, B4904, B5004, B5104, B5204, B5304, B5404, B5504, B5604, B5704, B5804, B5904

Disclaimer: 1. All dimensions are in metric, measured to wall finishes. 2. All materials, dimensions & drawings are approximate. 3. Information is subject to change without notice, at developer's absolute discretion. 4. Actual area may vary from the stated area. 5. Drawing are not to scale. 6. All images used are for illustrative purpose only and do not represent the actual size, features, specifications, fittings and furnishings. 7. The developer reserves the right to make revisions/ alterations, at its absolute discretion, without any liability whatsoever.

2 BEDROOM APARTMENT
TYPE C (with shared powder + balcony)

TOTAL SALEABLE AREA
SUITE RANGE = 808.15 SQ.FT. - 811.17 SQ.FT.
BALCONY RANGE = 123.03 SQ.FT. - 126.26 SQ.FT.
TOTAL RANGE = 934.20 SQ.FT. - 934.52 SQ.FT.

UNIT



List of unit numbers with this unit plan:

IEWS

Amenities

B804, B904, B1004

Community

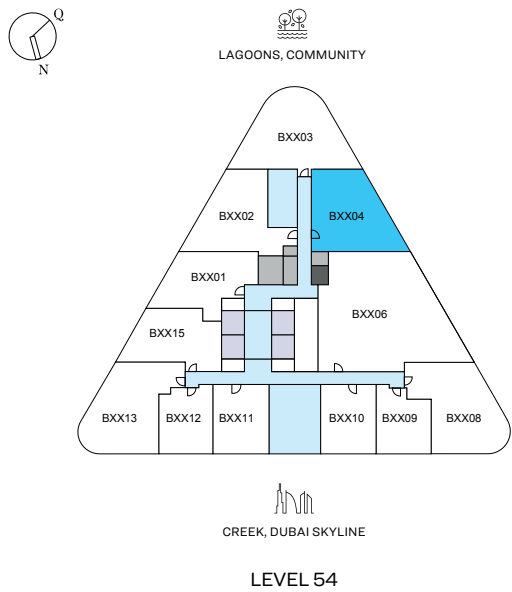
B1104, B1204, B1304, B1404, B1504, B1604, B1704, B1804, B1904, B2004, B2104, B2404, B2504, B2604, B2704, B2804, B2904, B3004, B3104, B3204, B3304, B3404, B3504, B3604, B3704, B3804, B3904, B4004, B4304, B4404, B4504, B4604, B4704, B4804, B4904, B5004, B5104, B5204, B5304, B5404, B5504, B5604, B5704, B5804, B5904

Disclaimer: 1. All dimensions are in metric, measured to wall finishes. 2. All materials, dimensions & drawings are approximate. 3. Information is subject to change without notice, at developer's absolute discretion. 4. Actual area may vary from the stated area. 5. Drawing are not to scale. 6. All images used are for illustrative purpose only and do not represent the actual size, features, specifications, fittings and furnishings. 7. The developer reserves the right to make revisions/ alterations, at its absolute discretion, without any liability whatsoever.

2 BEDROOM APARTMENT
TYPE C (with shared powder + balcony)

TOTAL SALEABLE AREA
SUITE RANGE = 808.15 SQ.FT. - 811.17 SQ.FT.
BALCONY RANGE = 123.03 SQ.FT. - 126.26 SQ.FT.
TOTAL RANGE = 934.20 SQ.FT. - 934.52 SQ.FT.

UNIT



List of unit numbers with this unit plan:

IEWS

Amenities
B804, B904, B1004

Community
B1104, B1204, B1304, B1404, B1504, B1604, B1704, B1804, B1904, B2004, B2104, B2404, B2504, B2604, B2704, B2804, B2904, B3004, B3104, B3204, B3304, B3404, B3504, B3604, B3704, B3804, B3904, B4004, B4304, B4404, B4504, B4604, B4704, B4804, B4904, B5004, B5104, B5204, B5304, B5404, B5504, B5604, B5704, B5804, B5904

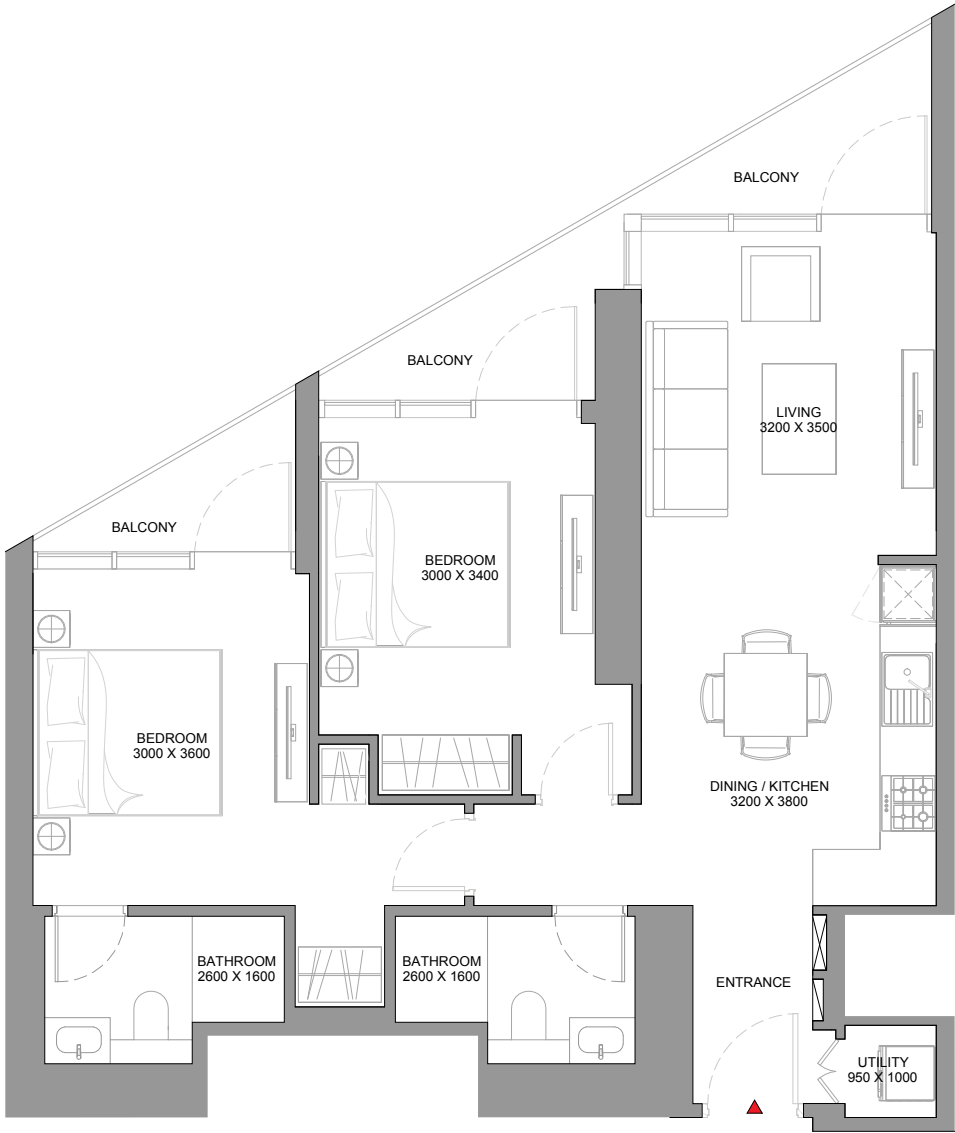
Disclaimer: 1. All dimensions are in metric, measured to wall finishes. 2. All materials, dimensions & drawings are approximate. 3. Information is subject to change without notice, at developer's absolute discretion. 4. Actual area may vary from the stated area. 5. Drawing are not to scale. 6. All images used are for illustrative purpose only and do not represent the actual size, features, specifications, fittings and furnishings. 7. The developer reserves the right to make revisions/ alterations, at its absolute discretion, without any liability whatsoever.

2 BEDROOM APARTMENT

TYPE C (with shared powder + balcony)

TOTAL SALEABLE AREA

SUITE RANGE = 808.15 SQ.FT. - 811.17 SQ.FT.
BALCONY RANGE = 123.03 SQ.FT. - 126.26 SQ.FT.
TOTAL RANGE = 934.20 SQ.FT. - 934.52 SQ.FT.



List of unit numbers with this unit plan:

IEWS

Amenities

B804, B904, B1004

Community

B1104, B1204, B1304, B1404, B1504, B1604, B1704, B1804, B1904, B2004, B2104, B2404, B2504, B2604, B2704, B2804, B2904, B3004, B3104, B3204, B3304, B3404, B3504, B3604, B3704, B3804, B3904, B4004, B4304, B4404, B4504, B4604, B4704, B4804, B4904, B5004, B5104, B5204, B5304, B5404, B5504, B5604, B5704, B5804, B5904



Disclaimer: 1. All dimensions are in metric, measured to wall finishes. 2. All materials, dimensions & drawings are approximate. 3. Information is subject to change without notice, at developer's absolute discretion. 4. Actual area may vary from the stated area. 5. Drawing are not to scale. 6. All images used are for illustrative purpose only and do not represent the actual size, features, specifications, fittings and furnishings. 7. The developer reserves the right to make revisions/ alterations, at its absolute discretion, without any liability whatsoever.

2 BEDROOM APARTMENT

TYPE D (with powder room + balcony)

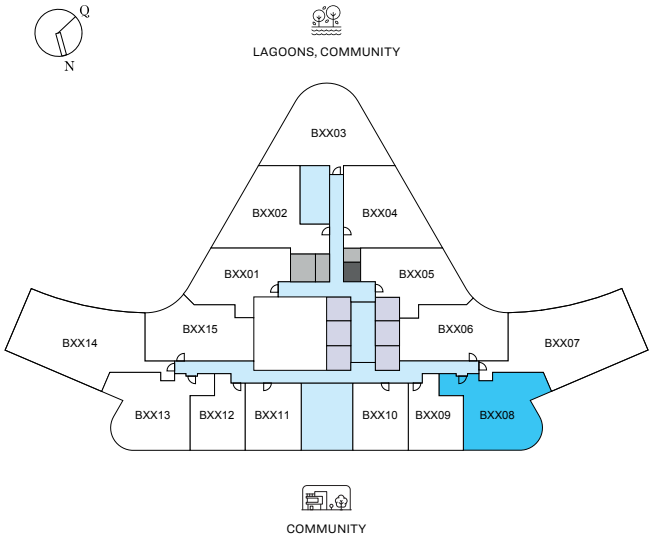
TOTAL SALEABLE AREA

SUITE RANGE = 908.90 SQ.FT. - 909.12 SQ.FT.

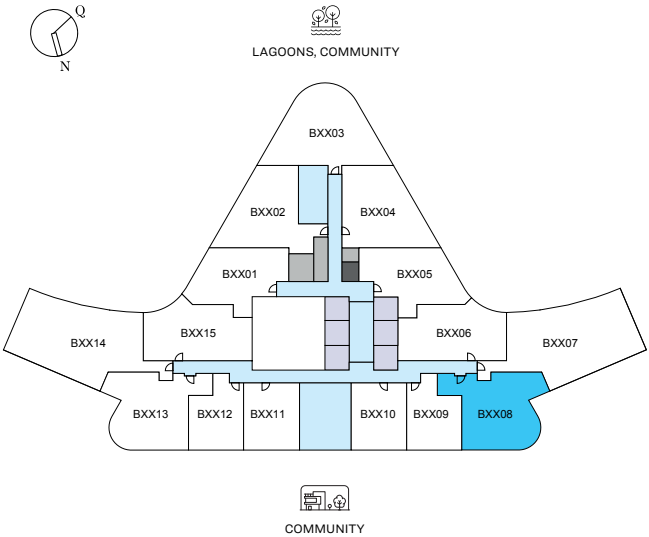
BALCONY = 60.82 SQ.FT.

TOTAL RANGE = 969.72 SQ.FT. - 969.94 SQ.FT.

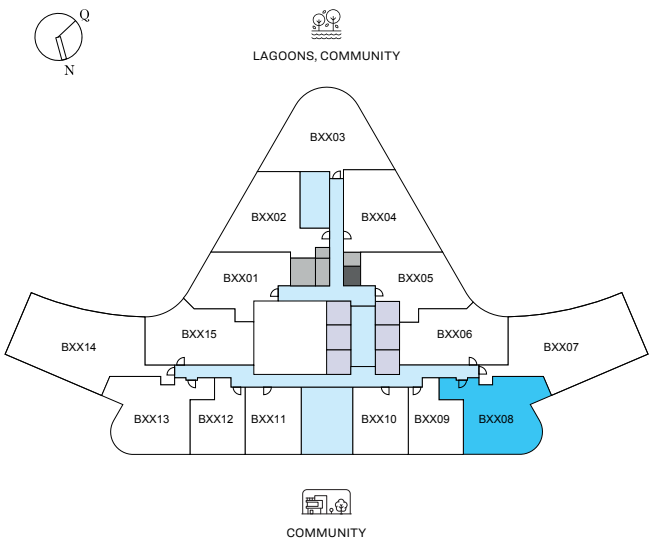
UNIT



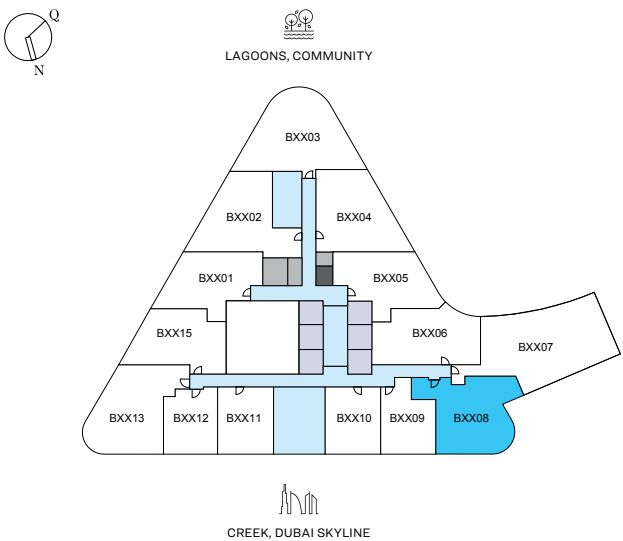
LEVEL 07-08, 11-18, 20-21



LEVEL 09, 19



LEVEL 10



LEVEL 24-28, 30-34, 36-38, 40

List of unit numbers with this unit plan:

VIEWS

Community

B708, B808, B908, B1008, B1108, B1208, B1308, B1408, B1508, B1608, B1708, B1808, B1908, B2008, B2108, B2408, B2508, B2608, B2708, B2808, B2908, B3008, B3108, B3208, B3308, B3408, B3508

Ras Al Khor, Creek, Downtown Skyline

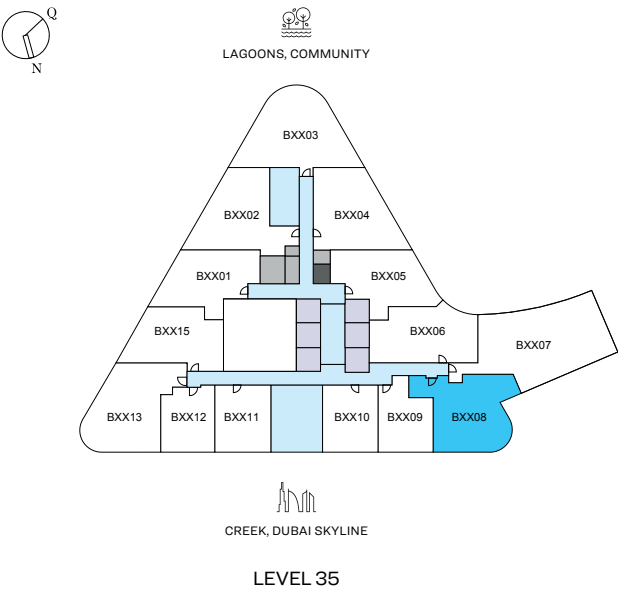
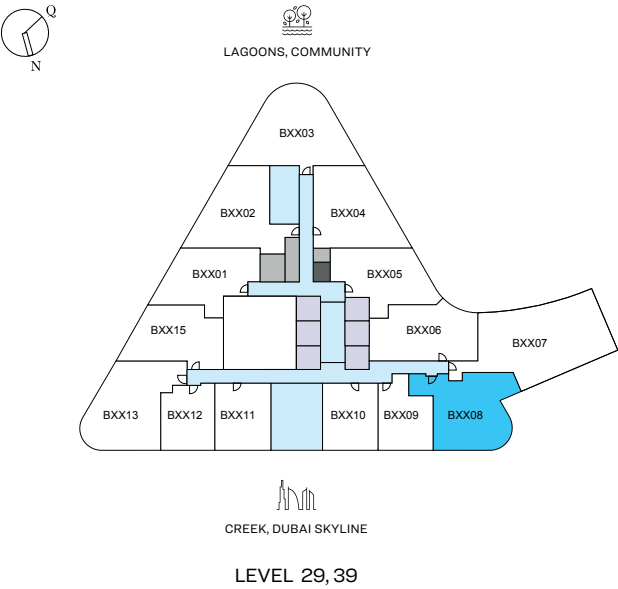
B3608, B3708, B3808, B3908, B4008

Disclaimer: 1. All dimensions are in metric, measured to wall finishes. 2. All materials, dimensions & drawings are approximate. 3. Information is subject to change without notice, at developer's absolute discretion. 4. Actual area may vary from the stated area. 5. Drawing are not to scale. 6. All images used are for illustrative purpose only and do not represent the actual size, features, specifications, fittings and furnishings. 7. The developer reserves the right to make revisions/ alterations, at its absolute discretion, without any liability whatsoever.

2 BEDROOM APARTMENT
TYPE D (with powder room + balcony)

TOTAL SALEABLE AREA
SUITE RANGE = 908.90 SQ.FT. - 909.12 SQ.FT.
BALCONY = 60.82 SQ.FT.
TOTAL RANGE = 969.72 SQ.FT. - 969.94 SQ.FT.

UNIT



List of unit numbers with this unit plan:

VIEWS

- Community
B708, B808, B908, B1008, B1108, B1208, B1308, B1408, B1508, B1608, B1708, B1808, B1908, B2008, B2108, B2408, B2508, B2608, B2708, B2808, B2908, B3008, B3108, B3208, B3308, B3408, B3508
- Ras Al Khor, Creek, Downtown Skyline
B3608, B3708, B3808, B3908, B4008

Disclaimer: 1. All dimensions are in metric, measured to wall finishes. 2. All materials, dimensions & drawings are approximate. 3. Information is subject to change without notice, at developer's absolute discretion. 4. Actual area may vary from the stated area. 5. Drawing are not to scale. 6. All images used are for illustrative purpose only and do not represent the actual size, features, specifications, fittings and furnishings. 7. The developer reserves the right to make revisions/ alterations, at its absolute discretion, without any liability whatsoever.

2 BEDROOM APARTMENT

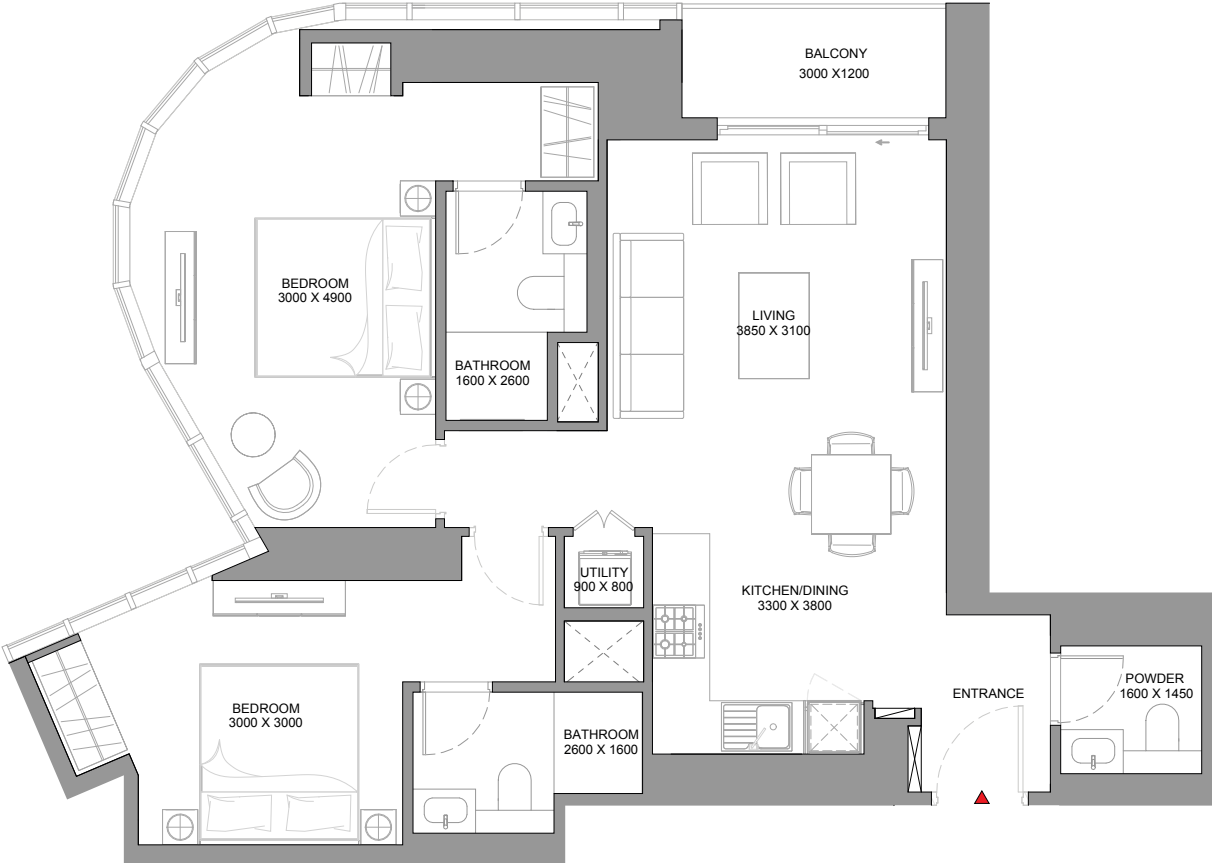
TYPE D (with powder room + balcony)

TOTAL SALEABLE AREA

SUITE RANGE = 908.90 SQ.FT. - 909.12 SQ.FT.

BALCONY = 60.82 SQ.FT.

TOTAL RANGE = 969.72 SQ.FT. - 969.94 SQ.FT.



List of unit numbers with this unit plan:

VIEWS

Community

B708, B808, B908, B1008, B1108, B1208, B1308, B1408, B1508, B1608, B1708, B1808, B1908, B2008, B2108, B2408, B2508, B2608, B2708, B2808, B2908, B3008, B3108, B3208, B3308, B3408, B3508

Ras Al Khor, Creek, Downtown Skyline

B3608, B3708, B3808, B3908, B4008

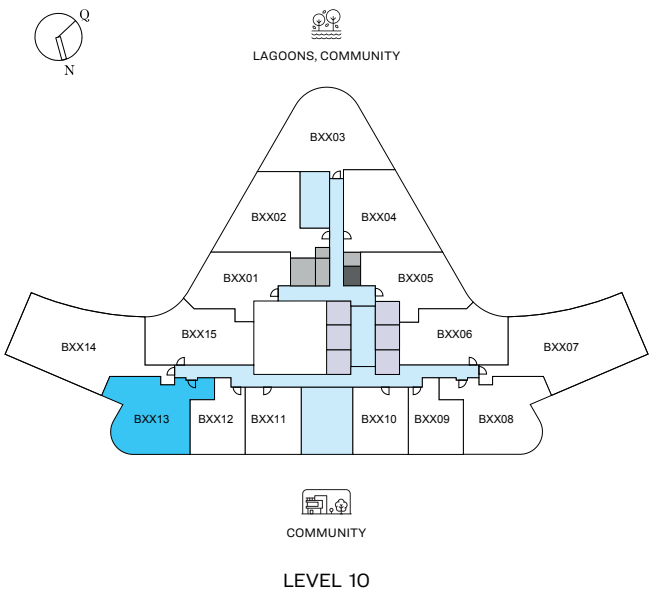
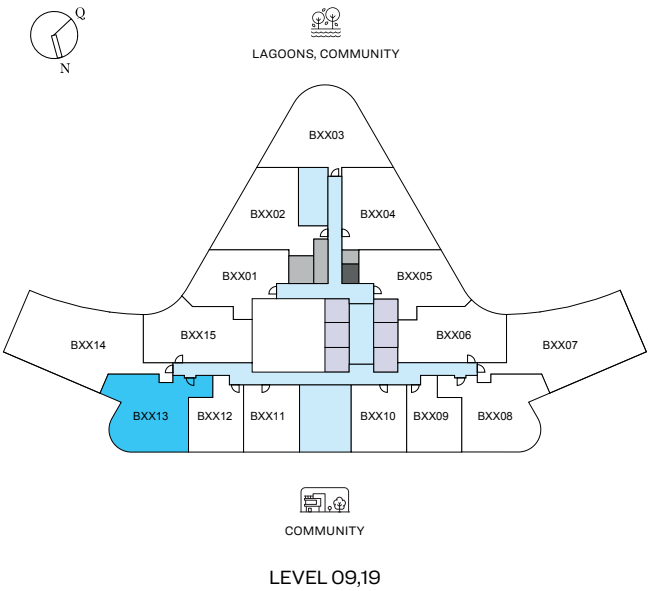
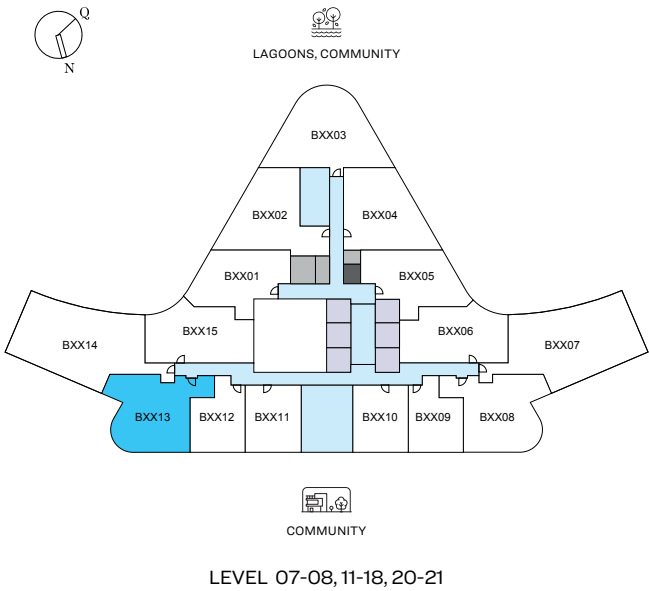


Disclaimer: 1. All dimensions are in metric, measured to wall finishes. 2. All materials, dimensions & drawings are approximate. 3. Information is subject to change without notice, at developer's absolute discretion. 4. Actual area may vary from the stated area. 5. Drawing are not to scale. 6. All images used are for illustrative purpose only and do not represent the actual size, features, specifications, fittings and furnishings. 7. The developer reserves the right to make revisions/ alterations, at its absolute discretion, without any liability whatsoever.

2 BEDROOM APARTMENT
TYPE D (with powder room + balcony) VARIANT 1

TOTAL SALEABLE AREA
SUITE RANGE = 908.90 SQ.FT. - 909.12 SQ.FT.
BALCONY = 60.82 SQ.FT.
TOTAL RANGE = 969.72 SQ.FT. - 969.94 SQ.FT.

UNIT



List of unit numbers with this unit plan:

VIEWS

Community, Dubai Skyline
B713, B813, B913, B1013, B1113, B1213, B1313, B1413, B1513, B1613, B1713, B1813, B1913, B2013, B2113

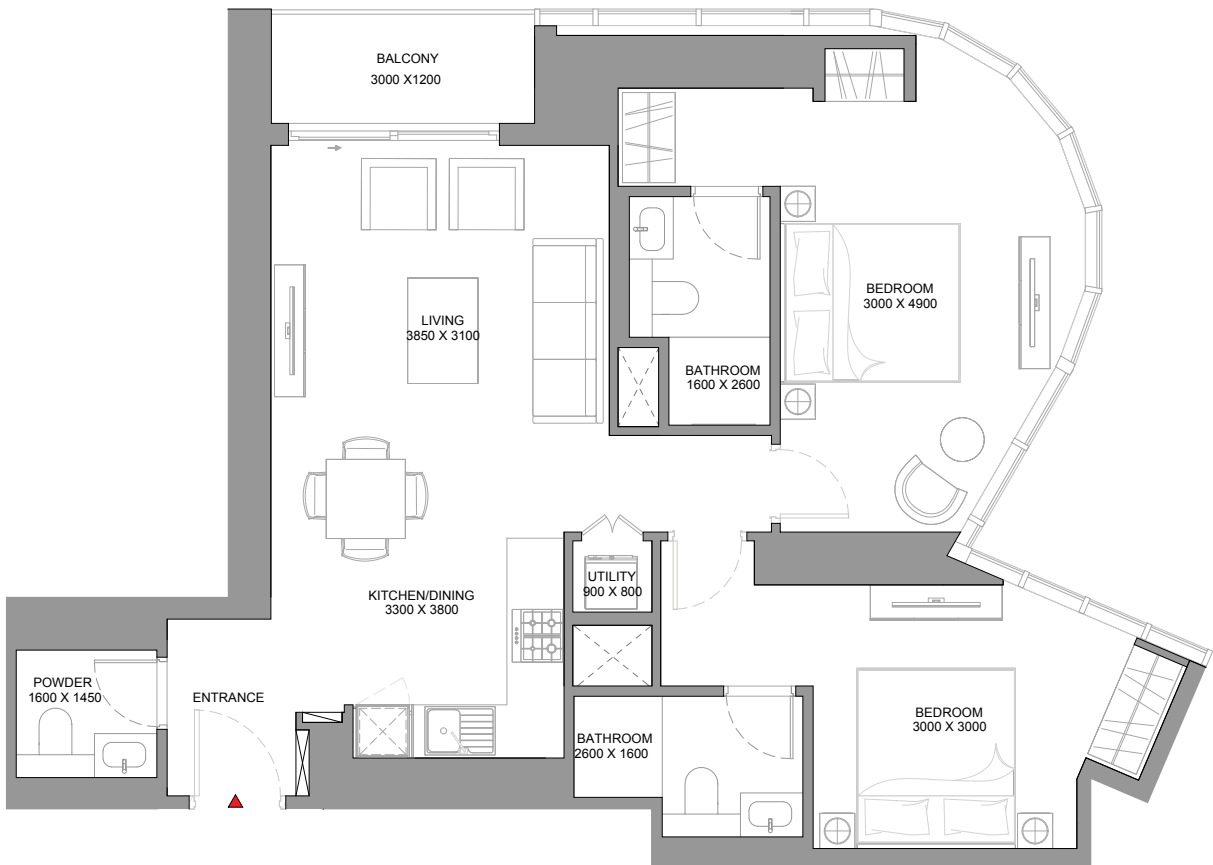
Disclaimer: 1. All dimensions are in metric, measured to wall finishes. 2. All materials, dimensions & drawings are approximate. 3. Information is subject to change without notice, at developer's absolute discretion. 4. Actual area may vary from the stated area. 5. Drawing are not to scale. 6. All images used are for illustrative purpose only and do not represent the actual size, features, specifications, fittings and furnishings. 7. The developer reserves the right to make revisions/ alterations, at its absolute discretion, without any liability whatsoever.

2 BEDROOM APARTMENT

TYPE D (with powder room + balcony) VARIANT 1

TOTAL SALEABLE AREA

SUITE RANGE = 908.90 SQ.FT. - 909.12 SQ.FT.
BALCONY = 60.82 SQ.FT.
TOTAL RANGE = 969.72 SQ.FT. - 969.94 SQ.FT.



List of unit numbers with this unit plan:

VIEWS

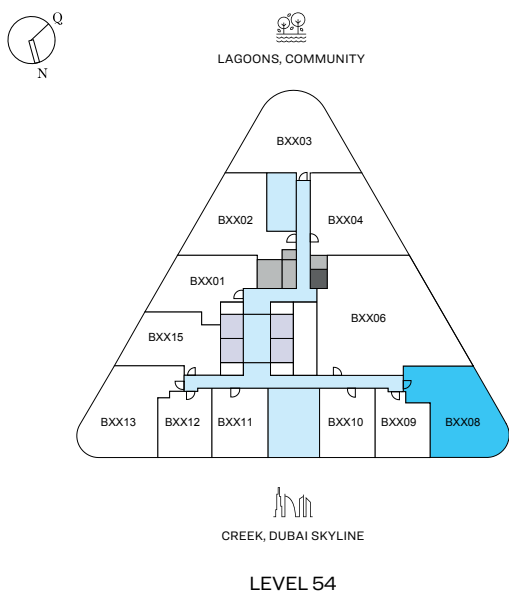
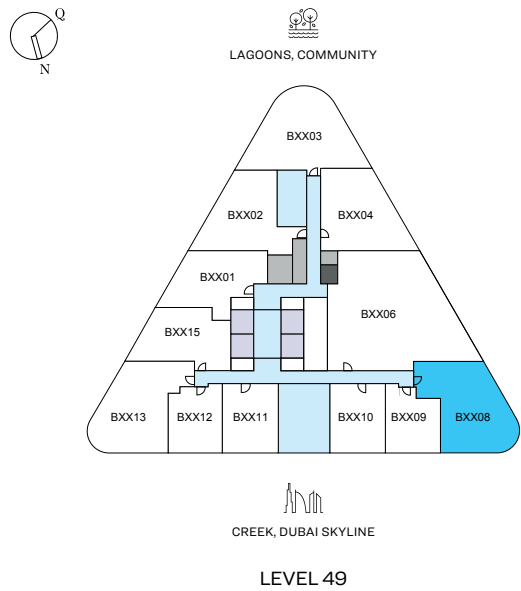
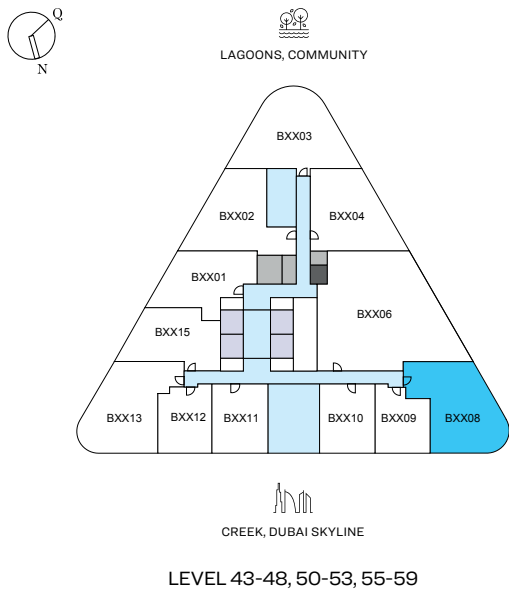
Community, Dubai Skyline
B713, B813, B913, B1013, B1113, B1213, B1313, B1413, B1513, B1613, B1713, B1813, B1913, B2013, B2113

Disclaimer: 1. All dimensions are in metric, measured to wall finishes. 2. All materials, dimensions & drawings are approximate. 3. Information is subject to change without notice, at developer's absolute discretion. 4. Actual area may vary from the stated area. 5. Drawing are not to scale. 6. All images used are for illustrative purpose only and do not represent the actual size, features, specifications, fittings and furnishings. 7. The developer reserves the right to make revisions/ alterations, at its absolute discretion, without any liability whatsoever.

2 BEDROOM APARTMENT
TYPE E (with powder room + balcony)

TOTAL SALEABLE AREA
SUITE = 945.50 SQ.FT.
BALCONY = 89.13 SQ.FT.
TOTAL = 1034.63 SQ.FT.

UNIT



List of unit numbers with this unit plan:

VIEWS

Ras Al Khor, Creek, Downtown Skyline
B4308, B4408, B4508, B4608, B4708, B4808, B4908, B5008, B5108, B5208, B5308, B5408, B5508, B5608, B5708, B5808, B5908

Disclaimer: 1. All dimensions are in metric, measured to wall finishes. 2. All materials, dimensions & drawings are approximate. 3. Information is subject to change without notice, at developer's absolute discretion. 4. Actual area may vary from the stated area. 5. Drawing are not to scale. 6. All images used are for illustrative purpose only and do not represent the actual size, features, specifications, fittings and furnishings. 7. The developer reserves the right to make revisions/ alterations, at its absolute discretion, without any liability whatsoever.

2 BEDROOM APARTMENT
TYPE E (with powder room + balcony)

TOTAL SALEABLE AREA
SUITE = 945.50 SQ.FT.
BALCONY = 89.13 SQ.FT.
TOTAL = 1034.63 SQ.FT.



List of unit numbers with this unit plan:

VIEWS

Ras Al Khor, Creek, Downtown Skyline
B4308, B4408, B4508, B4608, B4708, B4808, B4908, B5008, B5108, B5208, B5308, B5408, B5508, B5608, B5708, B5808, B5908

Disclaimer: 1. All dimensions are in metric, measured to wall finishes. 2. All materials, dimensions & drawings are approximate. 3. Information is subject to change without notice, at developer's absolute discretion. 4. Actual area may vary from the stated area. 5. Drawing are not to scale. 6. All images used are for illustrative purpose only and do not represent the actual size, features, specifications, fittings and furnishings. 7. The developer reserves the right to make revisions/ alterations, at its absolute discretion, without any liability whatsoever.

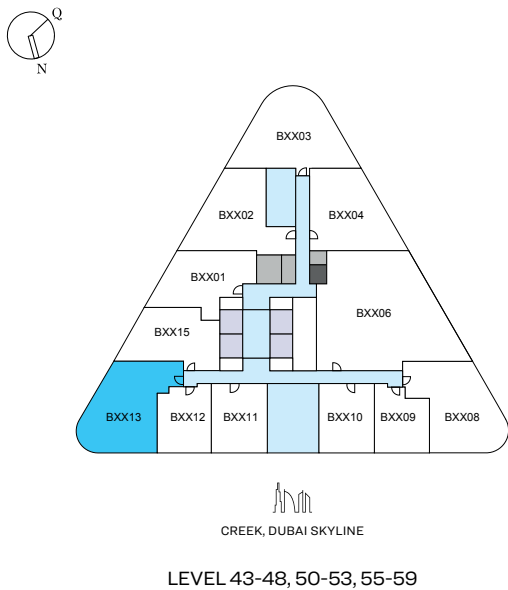
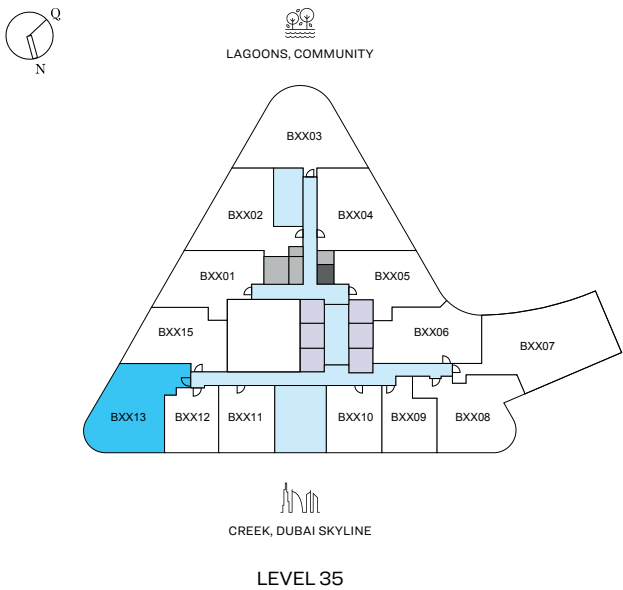
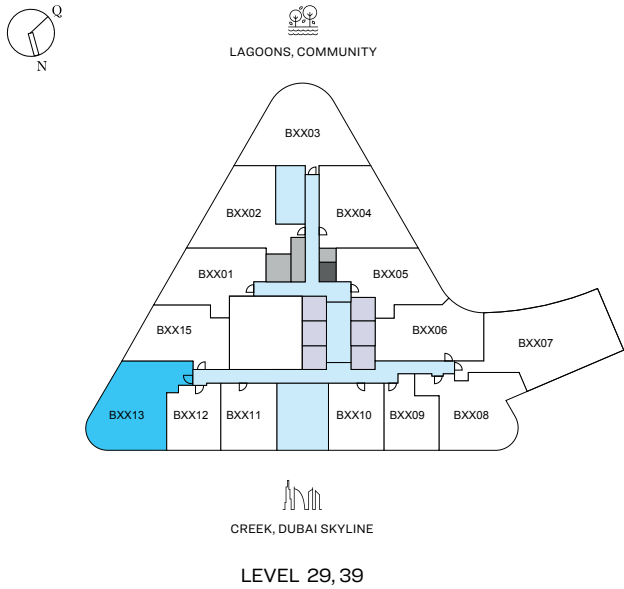
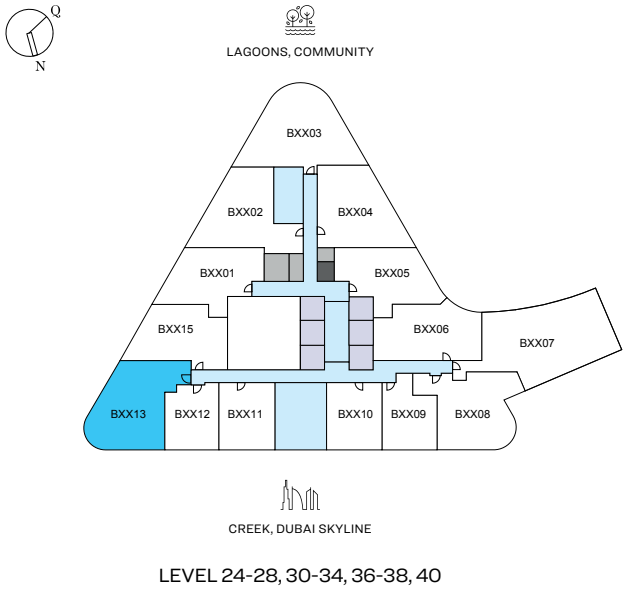
2 BEDROOM APARTMENT

TYPE E (with powder room + balcony) VARIANT 1

TOTAL SALEABLE AREA

SUITE RANGE = 944.53 SQ.FT. - 945.50 SQ.FT.
BALCONY RANGE = 89.13 SQ.FT. - 90.31 SQ.FT.
TOTAL RANGE = 1034.63 SQ.FT. - 1034.84 SQ.FT.

UNIT



List of unit numbers with this unit plan:

VIEWS

Community, Dubai Skyline
B2413, B2513, B2613, B2713, B2813, B2913, B3013, B3113, B3213, B3313, B3413, B3513

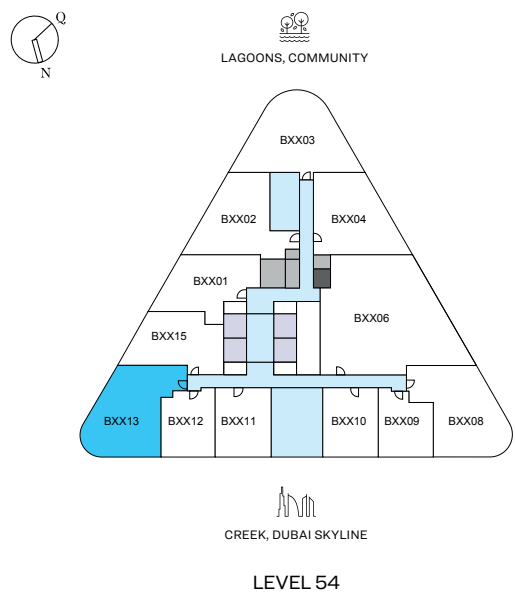
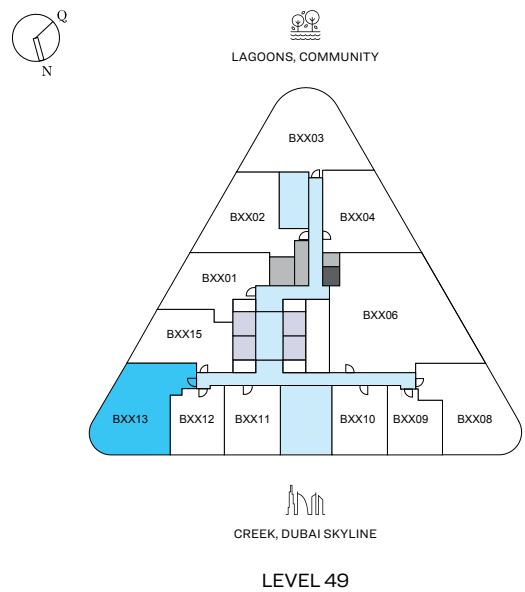
Ras Al Khor, Creek, Dubai Skyline
B3613, B3713, B3813, B3913, B4013, B4313, B4413, B4513, B4613, B4713, B4813, B4913, B5013, B5113, B5213, B5313, B5413, B5513, B5613, B5713, B5813, B5913

Disclaimer: 1. All dimensions are in metric, measured to wall finishes. 2. All materials, dimensions & drawings are approximate. 3. Information is subject to change without notice, at developer's absolute discretion. 4. Actual area may vary from the stated area. 5. Drawing are not to scale. 6. All images used are for illustrative purpose only and do not represent the actual size, features, specifications, fittings and furnishings. 7. The developer reserves the right to make revisions/ alterations, at its absolute discretion, without any liability whatsoever.

2 BEDROOM APARTMENT
TYPE E (with powder room + balcony) VARIANT 1

TOTAL SALEABLE AREA
SUITE RANGE = 944.53 SQ.FT. - 945.50 SQ.FT.
BALCONY RANGE = 89.13 SQ.FT. - 90.31 SQ.FT.
TOTAL RANGE = 1034.63 SQ.FT. - 1034.84 SQ.FT.

UNIT



List of unit numbers with this unit plan:

VIEWS

Community, Dubai Skyline
B2413, B2513, B2613, B2713, B2813, B2913, B3013, B3113, B3213, B3313, B3413, B3513

Ras Al Khor, Creek, Dubai Skyline
B3613, B3713, B3813, B3913, B4013, B4313, B4413, B4513, B4613, B4713, B4813, B4913, B5013, B5113, B5213, B5313, B5413, B5513, B5613, B5713, B5813, B5913

Disclaimer: 1. All dimensions are in metric, measured to wall finishes. 2. All materials, dimensions & drawings are approximate. 3. Information is subject to change without notice, at developer's absolute discretion. 4. Actual area may vary from the stated area. 5. Drawing are not to scale. 6. All images used are for illustrative purpose only and do not represent the actual size, features, specifications, fittings and furnishings. 7. The developer reserves the right to make revisions/ alterations, at its absolute discretion, without any liability whatsoever.

2 BEDROOM APARTMENT

TYPE E (with powder room + balcony) VARIANT 1

TOTAL SALEABLE AREA

SUITE RANGE = 944.53 SQ.FT. - 945.50 SQ.FT.
BALCONY RANGE = 89.13 SQ.FT. - 90.31 SQ.FT.
TOTAL RANGE = 1034.63 SQ.FT. - 1034.84 SQ.FT.



List of unit numbers with this unit plan:

VIEWS

Community, Dubai Skyline
B2413, B2513, B2613, B2713, B2813, B2913, B3013, B3113, B3213, B3313, B3413, B3513

Ras Al Khor, Creek, Dubai Skyline
B3613, B3713, B3813, B3913, B4013, B4313, B4413, B4513, B4613, B4713, B4813, B4913, B5013, B5113, B5213, B5313, B5413, B5513, B5613, B5713, B5813, B5913

Disclaimer: 1. All dimensions are in metric, measured to wall finishes. 2. All materials, dimensions & drawings are approximate. 3. Information is subject to change without notice, at developer's absolute discretion. 4. Actual area may vary from the stated area. 5. Drawing are not to scale. 6. All images used are for illustrative purpose only and do not represent the actual size, features, specifications, fittings and furnishings. 7. The developer reserves the right to make revisions/ alterations, at its absolute discretion, without any liability whatsoever.



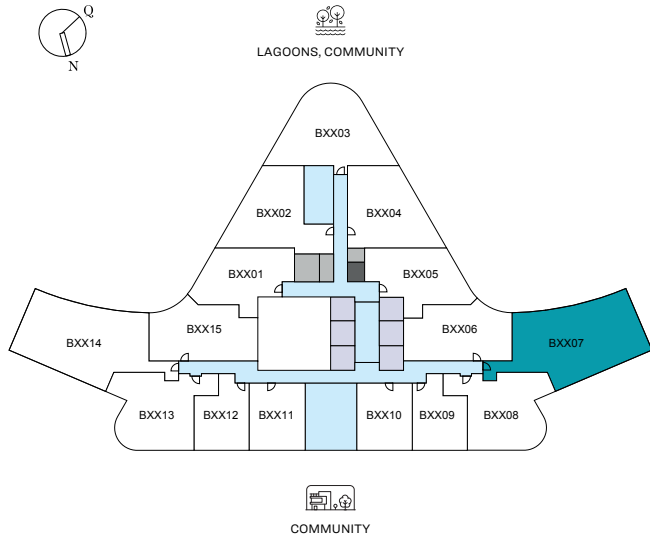
3 BEDROOM APARTMENT

TYPE A (with balcony)

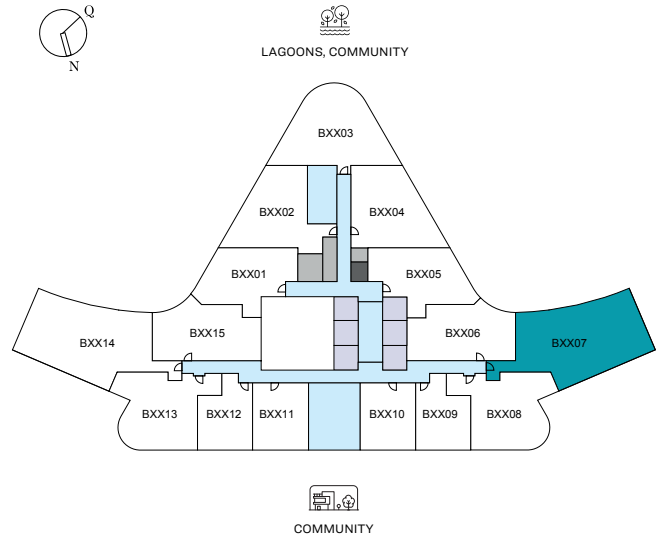
TOTAL SALEABLE AREA

SUITE RANGE = 1369.06 SQ.FT. - 1369.71 SQ.FT.
BALCONY RANGE = 104.30 SQ.FT. - 104.41 SQ.FT.
TOTAL RANGE = 1473.36 SQ.FT. - 1474.01 SQ.FT.

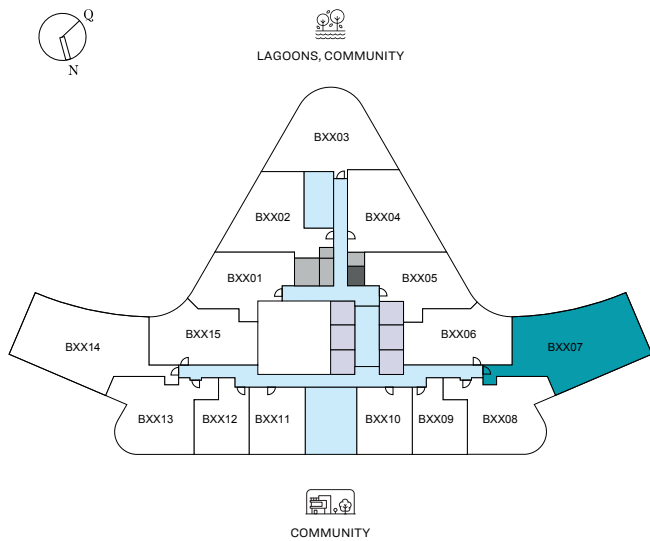
UNIT



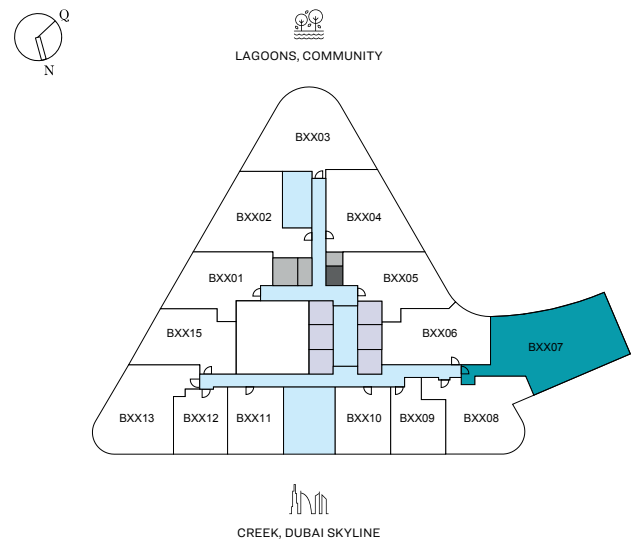
LEVEL 07-08, 11-18, 20-21



LEVEL 09, 19



LEVEL 10



LEVEL 24-28, 30-34, 36-38, 40

List of unit numbers with this unit plan:

VIEWS

Dual Aspect (Amenities, Lagoon)

B807, B907, B1007

Dual Aspect (Community, Lagoon)

B1107, B1207, B1307, B1407, B1507, B1607, B1707, B1807, B1907, B2007, B2107, B2407, B2507, B2607, B2707, B2807, B2907, B3007, B3107, B3207, B3307, B3407, B3507

Dual Aspect (Community, Lagoon, Ras Al Khor)

B3607, B3707, B3807, B3907, B4007

Disclaimer: 1. All dimensions are in metric, measured to wall finishes. 2. All materials, dimensions & drawings are approximate. 3. Information is subject to change without notice, at developer's absolute discretion. 4. Actual area may vary from the stated area. 5. Drawing are not to scale. 6. All images used are for illustrative purpose only and do not represent the actual size, features, specifications, fittings and furnishings. 7. The developer reserves the right to make revisions/ alterations, at its absolute discretion, without any liability whatsoever.

3 BEDROOM APARTMENT

TYPE A (with balcony)

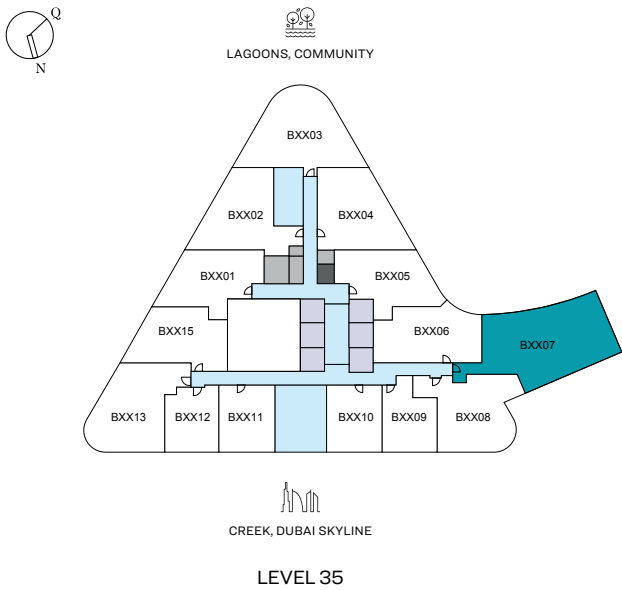
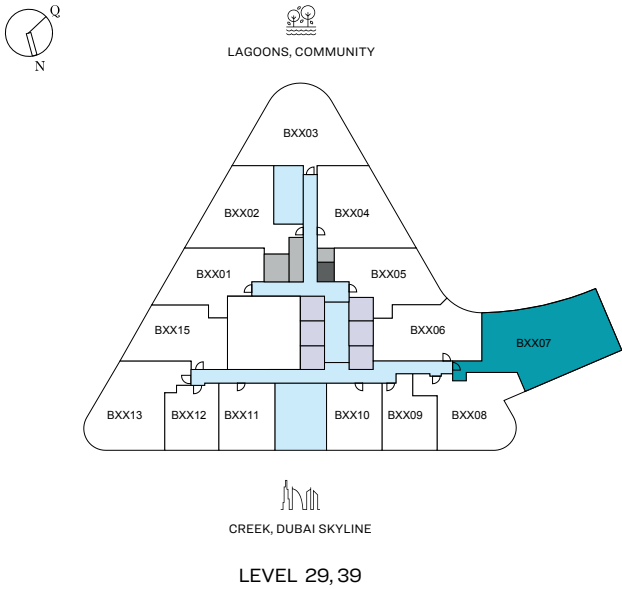
TOTAL SALEABLE AREA

SUITE RANGE = 1369.06 SQ.FT. - 1369.71 SQ.FT.

BALCONY RANGE = 104.30 SQ.FT. - 104.41 SQ.FT.

TOTAL RANGE = 1473.36 SQ.FT. - 1474.01 SQ.FT.

UNIT



List of unit numbers with this unit plan:

VIEWS

Dual Aspect (Amenities, Lagoon)
B807, B907, B1007

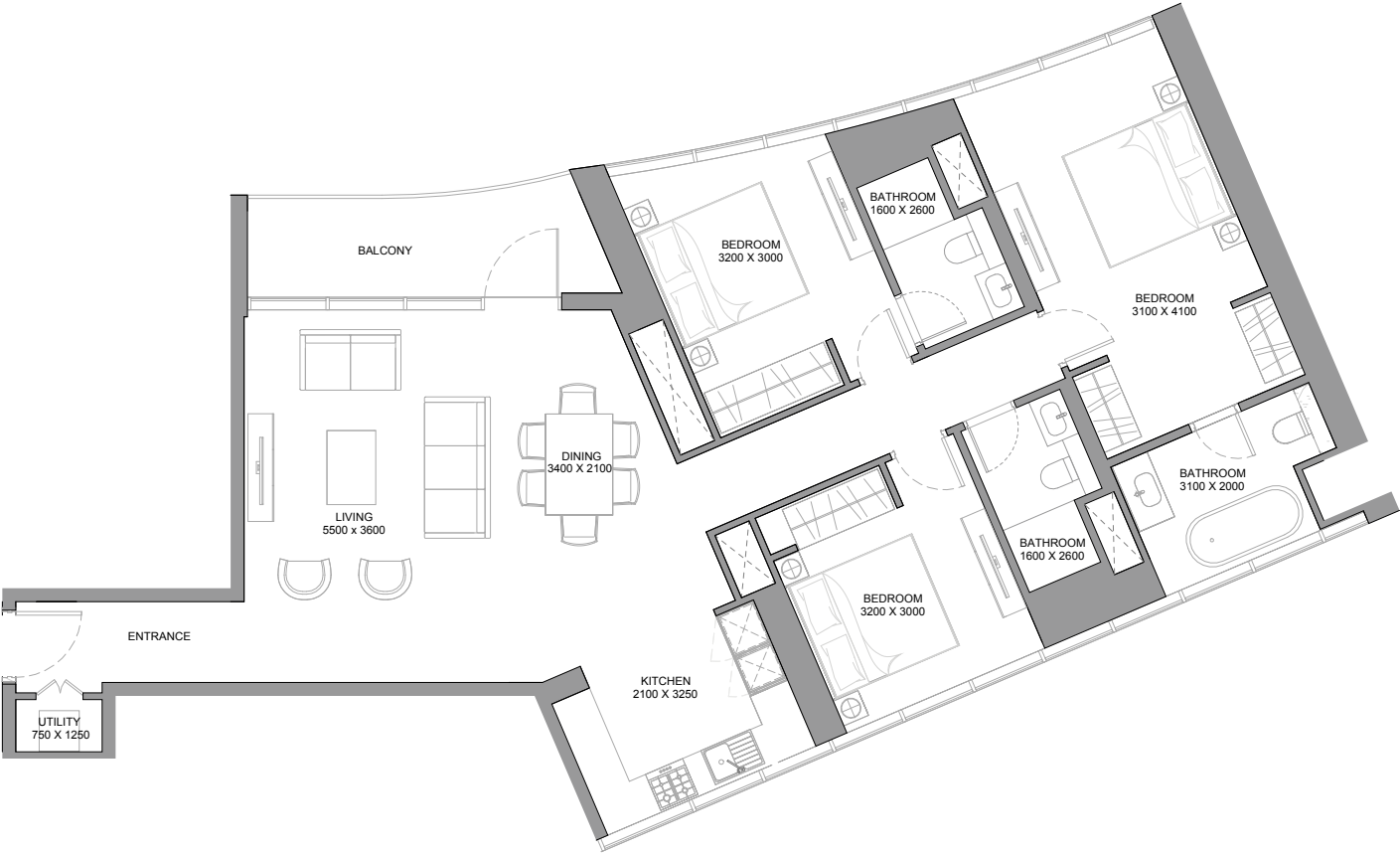
Dual Aspect (Community, Lagoon)
B1107, B1207, B1307, B1407, B1507, B1607, B1707, B1807, B1907, B2007, B2107, B2407, B2507, B2607, B2707, B2807, B2907, B3007, B3107, B3207, B3307, B3407, B3507

Dual Aspect (Community, Lagoon, Ras Al Khor)
B3607, B3707, B3807, B3907, B4007

Disclaimer: 1. All dimensions are in metric, measured to wall finishes. 2. All materials, dimensions & drawings are approximate. 3. Information is subject to change without notice, at developer's absolute discretion. 4. Actual area may vary from the stated area. 5. Drawing are not to scale. 6. All images used are for illustrative purpose only and do not represent the actual size, features, specifications, fittings and furnishings. 7. The developer reserves the right to make revisions/ alterations, at its absolute discretion, without any liability whatsoever.

3 BEDROOM APARTMENT
TYPE A (with balcony)

TOTAL SALEABLE AREA
SUITE RANGE = 1369.06 SQ.FT. - 1369.71 SQ.FT.
BALCONY RANGE = 104.30 SQ.FT. - 104.41 SQ.FT.
TOTAL RANGE = 1473.36 SQ.FT. - 1474.01 SQ.FT.



List of unit numbers with this unit plan:

VIEWS

Dual Aspect (Amenities, Lagoon)
B807, B907, B1007

Dual Aspect (Community, Lagoon)
B1107, B1207, B1307, B1407, B1507, B1607, B1707, B1807, B1907, B2007, B2107, B2407, B2507, B2607, B2707, B2807, B2907, B3007, B3107, B3207, B3307, B3407, B3507

Dual Aspect (Community, Lagoon, Ras Al Khor)
B3607, B3707, B3807, B3907, B4007



Disclaimer: 1. All dimensions are in metric, measured to wall finishes. 2. All materials, dimensions & drawings are approximate. 3. Information is subject to change without notice, at developer's absolute discretion. 4. Actual area may vary from the stated area. 5. Drawing are not to scale. 6. All images used are for illustrative purpose only and do not represent the actual size, features, specifications, fittings and furnishings. 7. The developer reserves the right to make revisions/ alterations, at its absolute discretion, without any liability whatsoever.

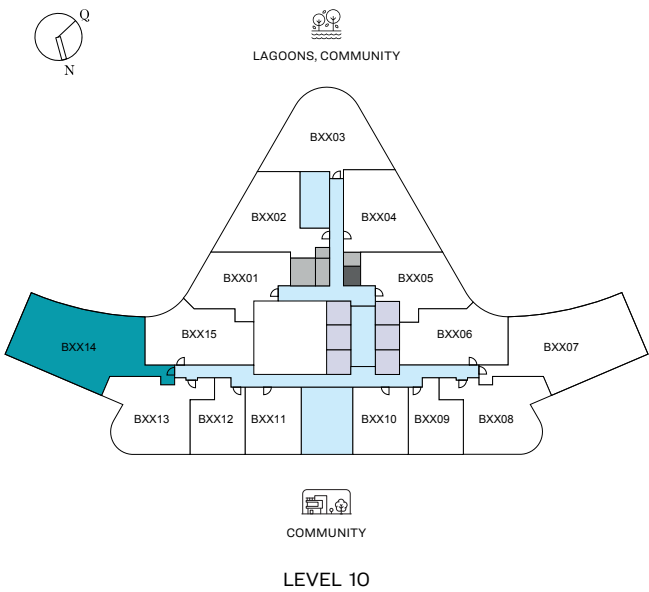
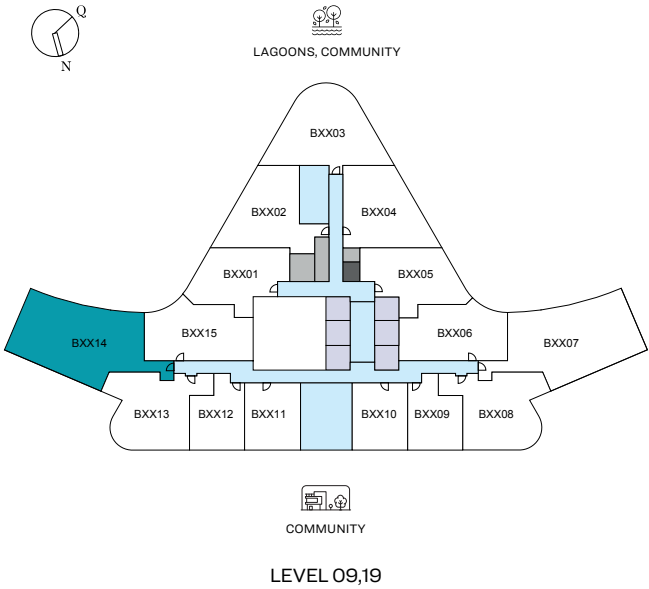
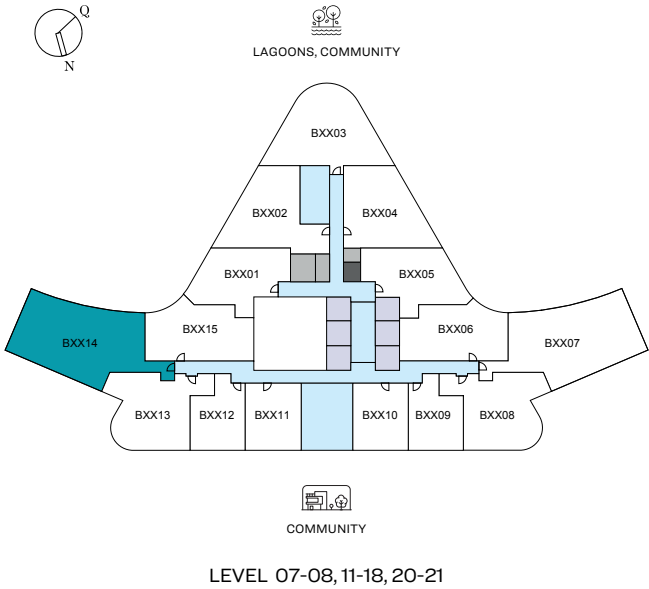
3 BEDROOM APARTMENT

TYPE A (with balcony) VARIANT 1

TOTAL SALEABLE AREA

SUITE RANGE = 1369.06 SQ.FT. - 1369.49 SQ.FT.
BALCONY RANGE = 104.19 SQ.FT. - 104.30 SQ.FT.
TOTAL RANGE = 1473.36 SQ.FT. - 1473.68 SQ.FT.

UNIT



List of unit numbers with this unit plan:

VIEWS

Dual Aspect (Amenities, Lagoon, Dubai Skyline)
B814, B914, B1014

Dual Aspect (Community, Lagoon, Dubai Skyline)
B1114, B1214, B1314, B1414, B1514, B1614, B1714, B1814, B1914, B2014, B2114

Disclaimer: 1. All dimensions are in metric, measured to wall finishes. 2. All materials, dimensions & drawings are approximate. 3. Information is subject to change without notice, at developer's absolute discretion. 4. Actual area may vary from the stated area. 5. Drawing are not to scale. 6. All images used are for illustrative purpose only and do not represent the actual size, features, specifications, fittings and furnishings. 7. The developer reserves the right to make revisions/ alterations, at its absolute discretion, without any liability whatsoever.

3 BEDROOM APARTMENT

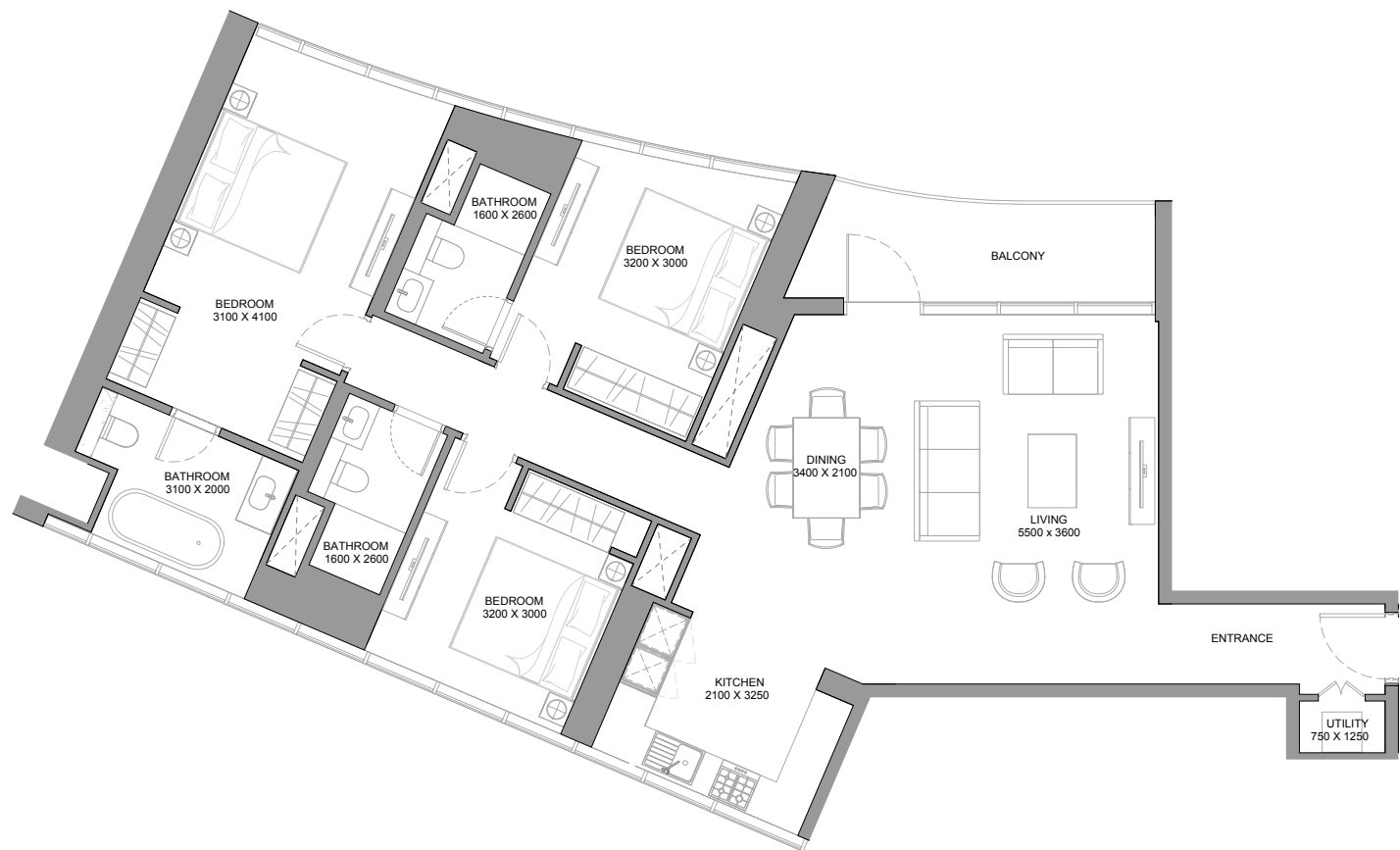
TYPE A (with balcony) VARIANT 1

TOTAL SALEABLE AREA

SUITE RANGE = 1369.06 SQ.FT. - 1369.49 SQ.FT.

BALCONY RANGE = 104.19 SQ.FT. - 104.30 SQ.FT.

TOTAL RANGE = 1473.36 SQ.FT. - 1473.68 SQ.FT.



List of unit numbers with this unit plan:

VIEWS

Dual Aspect (Amenities, Lagoon, Dubai Skyline)

B814, B914, B1014

Dual Aspect (Community, Lagoon, Dubai Skyline)

B1114, B1214, B1314, B1414, B1514, B1614, B1714, B1814, B1914, B2014, B2114



Disclaimer: 1. All dimensions are in metric, measured to wall finishes. 2. All materials, dimensions & drawings are approximate. 3. Information is subject to change without notice, at developer's absolute discretion. 4. Actual area may vary from the stated area. 5. Drawing are not to scale. 6. All images used are for illustrative purpose only and do not represent the actual size, features, specifications, fittings and furnishings. 7. The developer reserves the right to make revisions/ alterations, at its absolute discretion, without any liability whatsoever.

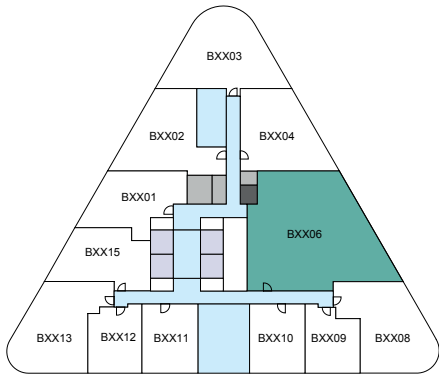
3.5 BEDROOM APARTMENT

TYPE A (with study room, maid room and shared powder room + balcony)

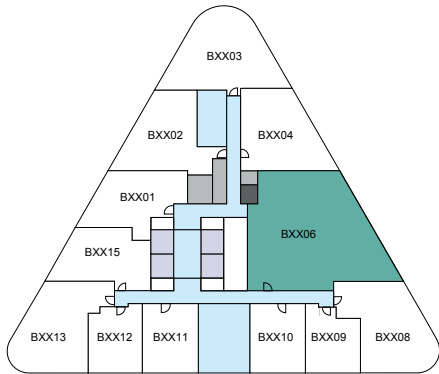
TOTAL SALEABLE AREA

SUITE = 2041.59 SQ.FT.
BALCONY = 247.35 SQ.FT.
TOTAL = 2288.94 SQ.FT.

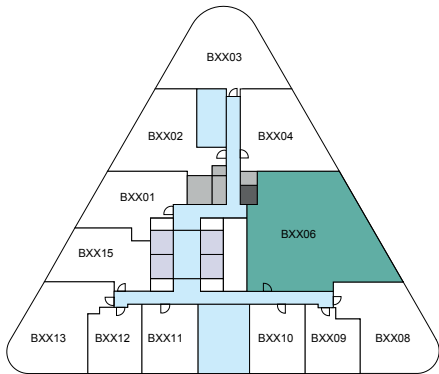
UNIT



LEVEL 43-48, 50-53, 55-59



LEVEL 49



LEVEL 54

List of unit numbers with this unit plan:

VIEWS

Community

B4306, B4406, B4506, B4606, B4706, B4806, B4906, B5006, B5106, B5206, B5306, B5406, B5506, B5606, B5706, B5806, B5906

Disclaimer: 1. All dimensions are in metric, measured to wall finishes. 2. All materials, dimensions & drawings are approximate. 3. Information is subject to change without notice, at developer's absolute discretion. 4. Actual area may vary from the stated area. 5. Drawing are not to scale. 6. All images used are for illustrative purpose only and do not represent the actual size, features, specifications, fittings and furnishings. 7. The developer reserves the right to make revisions/ alterations, at its absolute discretion, without any liability whatsoever.

3.5 BEDROOM APARTMENT

TYPE A (with study room, maid room and shared powder room + balcony) VARIANT 1

TOTAL SALEABLE AREA

SUITE = 2041.59 SQ.FT.

BALCONY = 247.35 SQ.FT.

TOTAL = 2288.94 SQ.FT.



List of unit numbers with this unit plan:

VIEWS

Community

B4306, B4406, B4506, B4606, B4706, B4806, B4906, B5006, B5106, B5206, B5306, B5406, B5506, B5606, B5706, B5806, B5906

Disclaimer: 1. All dimensions are in metric, measured to wall finishes. 2. All materials, dimensions & drawings are approximate. 3. Information is subject to change without notice, at developer's absolute discretion. 4. Actual area may vary from the stated area. 5. Drawing are not to scale. 6. All images used are for illustrative purpose only and do not represent the actual size, features, specifications, fittings and furnishings. 7. The developer reserves the right to make revisions/ alterations, at its absolute discretion, without any liability whatsoever.



SOBHA
REALTY